

# FILTER FAN PLUS

FPI/FPO 018 | up to 606.8 cfm (11.5 x 11.5")



- > New air-flap outlet technology for high airflow
- > Easy mounting
- > Protection type/Environmental ratings by independent testing agencies (VDE & UL)

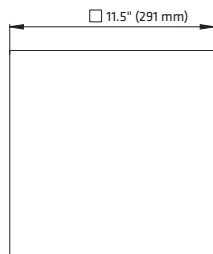
- > Two optional systems for optimal airflow (FPI/FPO)
- > Industry-common enclosure cut-out sizes (5 sizes)
- > Single filter mat system design
- > Two fan speeds

Filter fans are used to provide "cooling" by forced air-circulation in enclosures and cabinets containing electrical/electronic and other components. The interior temperature of an enclosure can be reduced by channelling cooler, filtered outside air into the enclosure, thus expelling hot inside air. The resulting airflow prevents formation of localized hot pockets and protects electronic components from overheating.

The Filter Fan Plus series encompasses a new air-flap technology on the air outlet side, thereby reaching an unparalleled high degree of airflow. A unique ratchet mechanism is used for easy installation. It provides safe and secure mounting while guaranteeing a tight seal. Depending on the requirements, there are two optional systems available – the FPI or the FPO system (FPI = "in", FPO = "out"). The FPI system is the more commonly known installation system, where a filter fan located in the lower part of the enclosure draws cleaner, cooler air into the enclosure (airflow direction "In"). This system consists of a filter fan and exhaust filter. On opposite, with the newer FPO system, the filter fan will be located in the upper area of the enclosure to draw warmer air out of the enclosure (airflow direction "Out"). The FPO system consists of an intake filter and exhaust filter fan. The Filter Fan Plus series may also be used outdoors with appropriate protective measures or when equipped with weather proof accessories, e.g. Hose-proof Hood FFH 086.



## TECHNICAL DATA

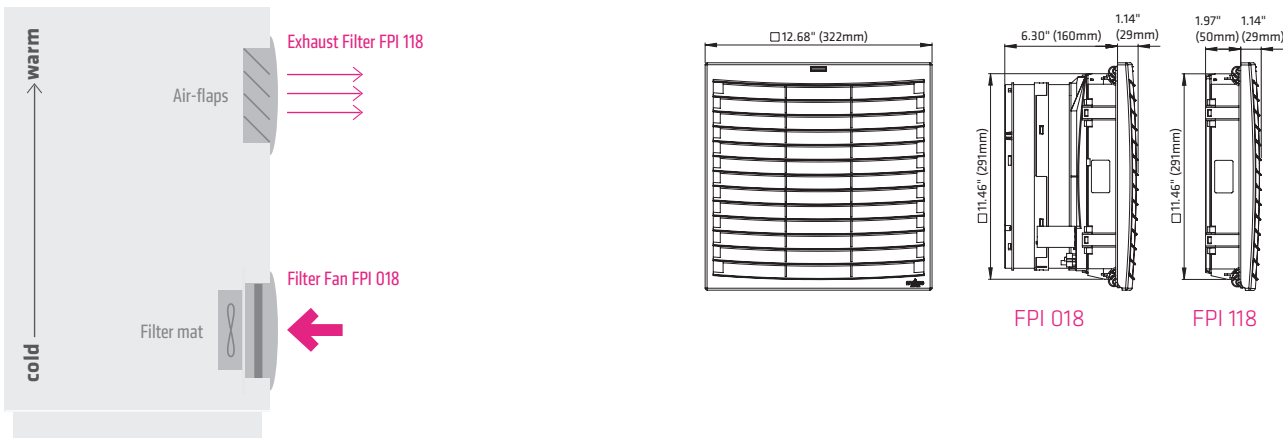


ENCLOSURE CUT-OUT

<b>Axial fan, ball bearing</b>	fan speed 1: service life L10 at +104 °F (+40 °C): min. 76,000 h metal impeller fan speed 2: service life L10 at +104 °F (+40 °C): min. 54,000 h plastic impeller
<b>Connection</b>	3-pole clamp for AWG 14 (2.5 mm <sup>2</sup> ), clamping torque 0.8 Nm max.
<b>Housing, hood, flaps</b>	plastic UL 94V-0, light grey; UV light resistant according to UL 746C (f1)
<b>Enclosure cut-out</b>	11.5 x 11.5 <sup>+0.04</sup> inches (291 x 291 <sup>+1</sup> mm)
<b>Mounting frame</b>	4 built-in ratchet push levers for mounting (6 ratchet stops to accommodate for wall thicknesses Gauge 9 to 19 or 1 – 4 mm). Additional screw mounting possible if needed <sup>1</sup> .
<b>Filter mat</b>	ISO coarse 55% acc. to ISO 16890 (G3), init. grav. arresstance 57%
<b>Filter material</b>	synthetic mesh with progressive construction, temperature resistant to +212 °F (+100 °C), self-extinguishing class F1, moisture resistant to 100 % RH, reusable
<b>Operating temperature</b>	fan speed 1 & 2, 50 Hz: -13 to +131 °F (-25 to +55 °C) fan speed 1, 60 Hz: -13 to +95 °F (-25 to +35 °C) fan speed 2, 60 Hz: -13 to +122 °F (-25 to +50 °C)
<b>Storage temperature</b>	-40 to +158 °F (-40 to +70 °C)
<b>Operating/Storage humidity</b>	max. 75 % RH (non-condensing)
<b>Protection type/Protection class</b>	IP54 / I (grounded)
<b>Environmental rating UL/NEMA</b>	UL TYPE 12 / NEMA 12
<b>Approvals</b>	UL File No. E234324, VDE, EAC
<b>Note</b>	other voltages on request

<sup>1</sup> Drilling hole markings for screw mounting are indicated on mounting frame.

## SYSTEM FPI



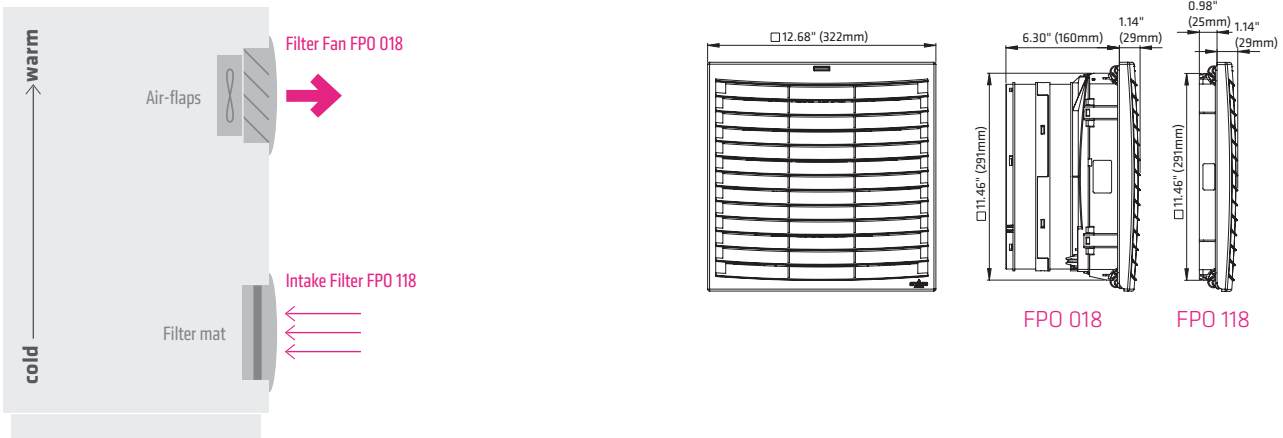
### AIRFLOW DIRECTION "IN": FILTER FAN FPI 018

Part No.	Operating voltage	Fan speed	Air volume, free blowing	Air volume with exhaust filter	Current consumption (50/60 Hz)	Power consumption	Average noise level (DIN EN ISO 4871)	Mounting depth	Weight (approx.)	Filter mat
01874.0-30	AC 230 V, 50/60 Hz	1	254.8 cfm (433 m <sup>3</sup> /h)	219.5 cfm (373 m <sup>3</sup> /h)	400/480 mA	95 W	62 dB (A)	6.3" (160 mm)	6.8 lbs. (3.1 kg)	G3
01874.0-31	AC 230 V, 50/60 Hz	2	367.3 cfm (624 m <sup>3</sup> /h)	329.6 cfm (560 m <sup>3</sup> /h)	550/700 mA	140 W	70 dB (A)	6.3" (160 mm)	7.3 lbs. (3.3 kg)	G3
01874.9-30	AC 115 V, 50/60 Hz	1	231.9 cfm (394 m <sup>3</sup> /h)	199.5 cfm (339 m <sup>3</sup> /h)	660/800 mA	90 W	61 dB (A)	6.3" (160 mm)	6.8 lbs. (3.1 kg)	G3
01874.9-31	AC 115 V, 50/60 Hz	2	391.4 cfm (665 m <sup>3</sup> /h)	349 cfm (593 m <sup>3</sup> /h)	1100/1450 mA	165 W	72 dB (A)	6.3" (160 mm)	7.3 lbs. (3.3 kg)	G3

### AIRFLOW DIRECTION "IN": EXHAUST FILTER FPI 118

Part No.	Mounting depth	Weight (approx.)	Air outlet
11874.0-00	2.0" (50 mm)	2.2 lbs. (1.0 kg)	air-flap outlet technology

## SYSTEM FPO



### AIRFLOW DIRECTION "OUT": FILTER FAN FPO 018

Part No.	Operating voltage	Fan speed	Air volume, free blowing	Air volume with intake filter	Current consumption (50/60 Hz)	Power consumption	Average noise level (DIN EN ISO 4871)	Mounting depth	Weight (approx.)	Air outlet
01884.0-00	AC 230 V, 50/60 Hz	1	427.9 cfm (727 m <sup>3</sup> /h)	243.1 cfm (413 m <sup>3</sup> /h)	400/480 mA	95 W	63 dB (A)	6.3" (160 mm)	7.0 lbs. (3.2 kg)	air-flaps
01884.0-01	AC 230 V, 50/60 Hz	2	594.5 cfm (1010 m <sup>3</sup> /h)	352.6 cfm (599 m <sup>3</sup> /h)	550/700 mA	140 W	70 dB (A)	6.3" (160 mm)	7.0 lbs. (3.2 kg)	air-flaps
01884.9-00	AC 115 V, 50/60 Hz	1	413.8 cfm (703 m <sup>3</sup> /h)	230.1 cfm (391 m <sup>3</sup> /h)	660/800 mA	90 W	62 dB (A)	6.3" (160 mm)	7.0 lbs. (3.2 kg)	air-flaps
01884.9-01	AC 115 V, 50/60 Hz	2	606.8 cfm (1031 m <sup>3</sup> /h)	358.4 cfm (609 m <sup>3</sup> /h)	1100/1450 mA	165 W	71 dB (A)	6.3" (160 mm)	7.0 lbs. (3.2 kg)	air-flaps

### AIRFLOW DIRECTION "OUT": INTAKE FILTER FPO 118

Part No.	Mounting depth	Weight (approx.)	Filter mat
11884.0-30	1.0" (25 mm)	1.8 lbs. (0.8 kg)	ISO coarse 55 % acc. to ISO 16890 (G3), initial gravimetric arrestance 57 %

### FILTER MAT FM 086

Filter class	11.14 x 11.14" (283 x 283 mm)	Initial gravimetric arrestance	1 packing unit
ISO coarse 55% acc. to ISO 16890 (G3)	Part No. 08637.0-00	57 %	5 pieces

## X-ON Electronics

Largest Supplier of Electrical and Electronic Components

*Click to view similar products for [AC Fans](#) category:*

*Click to view products by [Stego](#) manufacturer:*

Other Similar products are found below :

[F1238H24B-FHR](#) [G9225S05B2-FSR](#) [A2D200-AA04-41](#) [A2E165-AA17-01](#) [AD0912HB-A7BGL](#) [1500-FAN-01](#) [25.001.1856.0](#)  
[25.320.1353.1](#) [25.320.4753.1](#) [25.320.5453.1](#) [25.330.1353.1](#) [25.330.4853.1](#) [25.330.5153.1](#) [25.330.5353.1](#) [25.340.1053.1](#) [25.350.5253.0](#)  
[25.600.4053.0](#) [272DL-2LP11-000](#) [A2D210-AB10-05](#) [A2E170-AF23-01](#) [F1238S24BT-FSR](#) [23241-3](#) [25.000.1856.0](#) [25.000.2056.0](#)  
[25.010.1856.0](#) [25.332.2453.1](#) [25.340.0453.1](#) [25.345.5353.0](#) [281DY-1LP14-000B](#) [298DM-2LP11-000](#) [298DS-2LP11-000A](#) [344DY-1LP11-](#)  
[000](#) [USTF1203224VHW](#) [3G2C7MC224](#) [W2D200-HH04-07](#) [W2S130-AA03-43](#) [W2S130-AA25-97](#) [8856N](#) [A4D315-AC20-02](#) [W2S130-](#)  
[AB03-09](#) [8550A](#) [8560N](#) [8880A](#) [AD0405HB-G73\(9T\)](#) [CENT-2000-FFTM](#) [CENT-2000-RFTM](#) [W2D200-CA04-52](#) [S4E450-AP01-02](#)  
[W2S130-AB25-10](#) [A4E330-AB18-09](#)