

G2F

10A&16A超小型中功率继电器 10A&16A Miniature PCB Power Relay

- ULTV-5 & 16A (HM-E型) 负载等级可选UL TV-5 rating & 16A rating (HM-E type) available.
- 4KVA绝缘能力4KVA coil to contact dielectric strength
- UI级绝缘等级: F级可选 UL insulation system: Class F available
- 外形尺寸 Outline dimensions: (18.2 x 10.2 x 14.6) mm

NEW!



RoHS

用途举例 Application Examples

- 控制设备的输出用途 Apply to output control of equipment
- 智能家居用品 (智能插座、开关), 照明系统控制 Intelligent home control system (socket, switch, lamp etc.)

型号命名标准 Product Code Structure

G2F	-12	H	M	V	1	H	-(XXX)
基本型号 Type G2F							
线圈额定电压 Coil voltage 05, 06, 09, 12, 24, 48							
线圈功耗、负载电流 Contact rating and coil power 200mW : L -- 3A , LH --8A ; 450mW : D-- 5A, H--10A , H(-E) 16A,							
触点结构 Contact form M -- FORM A							
封装形式 Category of protection V -- 非密封型 Flux proof , S -- 密封型 Wash tight							
触点材质 Contact material Blank--AgNi , 1--AgCdO , 2--AgSnOInO							
绝缘等级 Insulation system designation Blank -- CLASS A (105°C) , H -- CLASS F (155°C)							
特殊标记 Suffix Blank- 标准型 Standard , (XXX) -- 客户特殊需求 Customer special requirement: E--16A rating, 5--TV-5 rating, E5--16A&TV-5 (H type only)							

高灵敏型 High Sensitive Type (200mW)

引出端形状 Terminal	触点形式 Contact arrangement	绝缘等级 Insulation system	分类名称 Category of protection		引出端形状 Terminal
			耐助焊剂型 Flux proof	密封可清洗型	
PCB	1A(SPNO)	---	G2F-LMV	G2F-LMS	3A
		F	G2F-LMVH	G2F-LMSH	
		---	G2F-LHMOV1	G2F-LHMS1	8A
		F	G2F-LHMOV1H	G2F-LHMS1H	
		---	G2F-LHMOV2	G2F-LHMS2	8A
		F	G2F-LHMOV2H	G2F-LHMS2H	
---	G2F-LHMOV*-E	G2F-LHMS*-E	10A		

注：“—”表示接点材质“空白”、“1”、“2” Note: “—” show contact material: “Blank”、“1”、“2”

线圈参数 Coil Data(DC)

标准型 Standard Type (450mW) G2F(E)-D & G2F(E)-H

额定电压 Rated voltage (V)	额定电流 Rated current (mA)	线圈电阻 Coil resistance (Ω)	吸合电压 Operate voltage	释放电压 Release voltage	最大允许电压 Max release voltage	额定功耗 Rated coil power
			额定电压的 % of rated voltage			
5	90	56	75% Max	5% Min	130%	Approx. 450mW
6	75	80				
9	50	180				
12	38	320				
24	19	1280				
48	9	5120				

高灵敏型 High Sensitive Type(200mW) G2F(E)-L & G2F(E)-LH-(E)

额定电压 Rated voltage (V)	额定电流 Rated current (mA)	线圈电阻 Coil resistance (Ω)	吸合电压 Operate voltage	释放电压 Release voltage	最大允许电压 Max release voltage	额定功耗 Rated coil power
			额定电压的 % of rated voltage			
5	40	125	75% Max	5% Min	130%	Approx. 200mW
6	33.3	180				
9	22.2	405				
12	16.7	720				
24	8.3	2880				
48	4.16	11538				

注：额定电流和线圈电阻是在线圈温度23℃，公差为±10%

Note: The rated current and coil resistance are measured at a coil temperature of 23° C with a tolerance of ±10%

性能参数 Characteristics

吸合时间 Operate time	G2F-D & G2F-H(450mW)≤10ms G2F-L & G2F-LH (200mW)≤15ms;	
释放时间 Release time	≤4ms	
绝缘电阻 Insulation resistance	1000MΩ Min (500VDC)	
介质耐压 Initial dielectric strength	线圈触点间 Between contact and coil	AC4000V 50/60Hz 1min
	开路触点间 Between open contacts	AV750V 50/60Hz 1min
振动 Vibration resistance	10~55~10Hz (双振幅1.5mm)(double amplitude1.5mm)	
冲击 Shock resistance	稳定性 Functional	100m/S ² (10G)
	强度 Destructive	1000m/S ² (100G)
温度范围 Ambient operating temperature	Class A (105°C)	-40°C~+85 °C ;
	Class F (155°C)	G2F-D & G2F-H(450mW):-40°C~ +85 °C G2F-L(200mW):-40°C~+105 °C
湿度范围 Ambient operating humidity	20-85%RH	
引出端形式 Termination	PCB	
重量 Weight	Approx..6g	

注：上述值均为初始值Note .The data shown above are initial values

触点参数 Contact Data

触点形式 Contact arrangement	450mW				200mW		
	G2F-D	G2F-H	G2F-H**2*-E5	G2F-H-5	G2F-L	G2F-LH	G2F-LH-E
接触电阻 Contact resistance	1A(SPST-NO) 100mΩ MAX (1A/6VDC)						
触点材料 Contact material	银合金 Ag Alloy						
额定负载(阻性负载) Contact rating (Resistive, load)	5A 250VAC 10A 125VAC 5A 30VDC	10A 250VAC 10A 30VDC	16A 250VAC TV-5	10A 250VAC 10A 30VDC TV-5	3A 250VAC 3A 30VDC	8A 250VAC 8A 30VDC	10A250VA C 10A 30VDC
最大切换电压 Max.Switching voltage	265VAC; 30VDC						
最大切换电流 Max.Switching Current	5A	10A	16A	10A	3A	8A	10A
最大切换功率 Max.Switching power	1250VA, 150W	2500VA, 300W	4000VA, 360W	2500VA, 300W	750VA, 300W	2000VA, 240W	2500VA, 300W
机械寿命 Mechanical endurance,	1x10 ⁷ ops (at 18,000 ops / H)						
电气寿命 Electrical endurance	1x10 ⁵ ops (at:1200 ops /H)		16A: 3x10 ⁴ ops TV-5: 2.5x10 ⁴ ops (at360 ops /h)	1x10 ⁵ ops (at:1200 ops / H)			5x10 ⁴ 次 (600次/H)

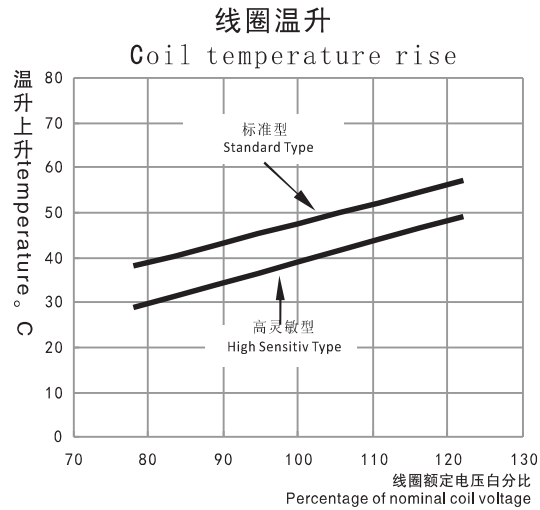
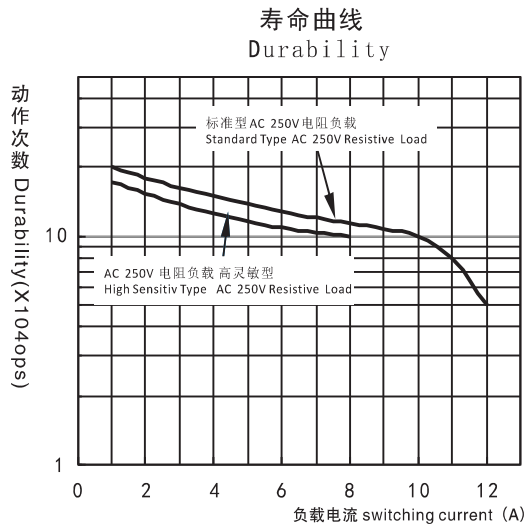
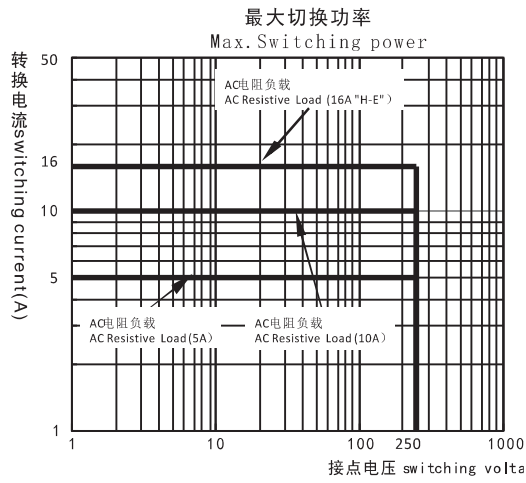
■ 安规认证额定值 Standards Certified

型号 Type	触点结构 Contact form	线圈额定值 Coil ratings	接点额定 Contact ratings		试验次数 Number of test operations
“LM”型	1A	5 ~ 48V DC	3A 250V AC N.O. only	(Resistive)	100,000 cycles
			3A 30V DC N.O. only	(Resistive)	
“DM”型			5A 250V AC N.O. only	(Resistive)	
			10A 125V AC N.O. only	(Resistive)	
“LHM”型			5A 30V DC N.O. only	(Resistive)	
			8A 250V AC N.O. only	(Resistive)	
“HM”型			10A 250V AC N.O. only	(Resistive)	
			6A 30V DC N.O. only	(Resistive)	
“HM-E”型			16A 250V AC N.O. only	(Resistive)	30000 cycles
			15A 125V AC N.O. only	(Resistive)	
			1/3HP 250V AC N.O. only	(Horsepower)	
			TV-5, 120V AC N.O. only	(TV-5)	25000 cycles

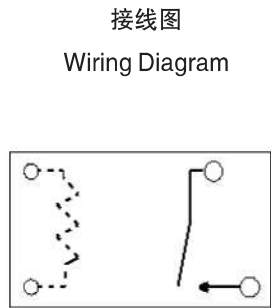
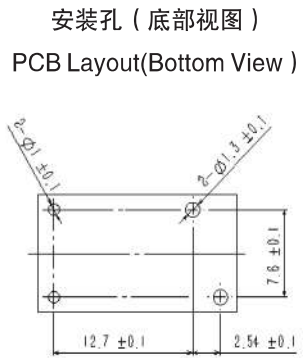
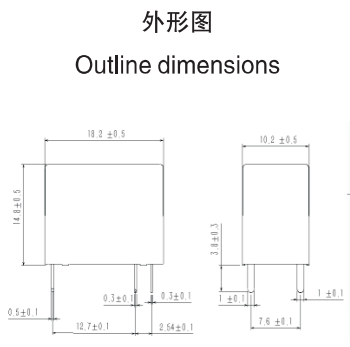
■ 国际标准规格认证 Approved Standards

安规种类 Certified	UL/C-UL	TUV	CQC
认证号 File No.	E322305	R50175987	CQC17002185302

性能曲线 Engineering Data



外形图、接线图、安装孔尺寸 Outline dimensions、PCB Layout、Wiring Diagram (mm)



使用注意事项 Precautions

- 一般的注意事项请参考“印刷基板用继电器共通注意事项”。
- Please refer to “PCB Relays Common Precautions” for correct use.

X-ON Electronics

Largest Supplier of Electrical and Electronic Components

Click to view similar products for [steipu manufacturer](#):

Other Similar products are found below :

[G7J-1AS DC5V](#) [ST98P-12-A80](#) [3F-12V3](#) [ST78-12S](#) [STE10-212BV2](#) [SCH-T90-1A-12S](#) [G3F-12MV3](#) [G2F-12HMOV2](#) [G3F-24MS3](#) [G2FE-05HMOV1](#) [CE-12-A25](#) [G3F-48MV-T](#) [ST5F-112S](#) [STKC-12S](#) [CE-12-A25P](#) [G6H-112LMS](#) [ST3M-2223](#) [KSA240D2-24](#) [ST5F-105S](#) [G3F-24MV3](#) [G2F-12LHMOV2](#) [GN-12-1A-V-16](#) [134-1A-12D](#) [134-1C-24D](#) [G66F-124LMV](#) [ST5C-12MV-E](#) [ST5F-205S](#) [ST5F-212S](#) [STKF-12V3](#)
[STKC-12MS](#)