

G7J

超小型功率继电器

Miniature PCB Power Relay



- 线圈与触点间抗浪涌电压10kV 10KV impulse withstand voltage((between coil and contacts).
- 5A、7A 触点切换能力 5A rating and 7A rating switching capability
- 塑封型和防焊剂型可供选择 Flux proof or sealed type available
- UL级绝缘等级,F级 UL insulation system: Class F available
- 外形尺寸 Outline dimensions: (20.5 x 7.2 x 15.3) mm

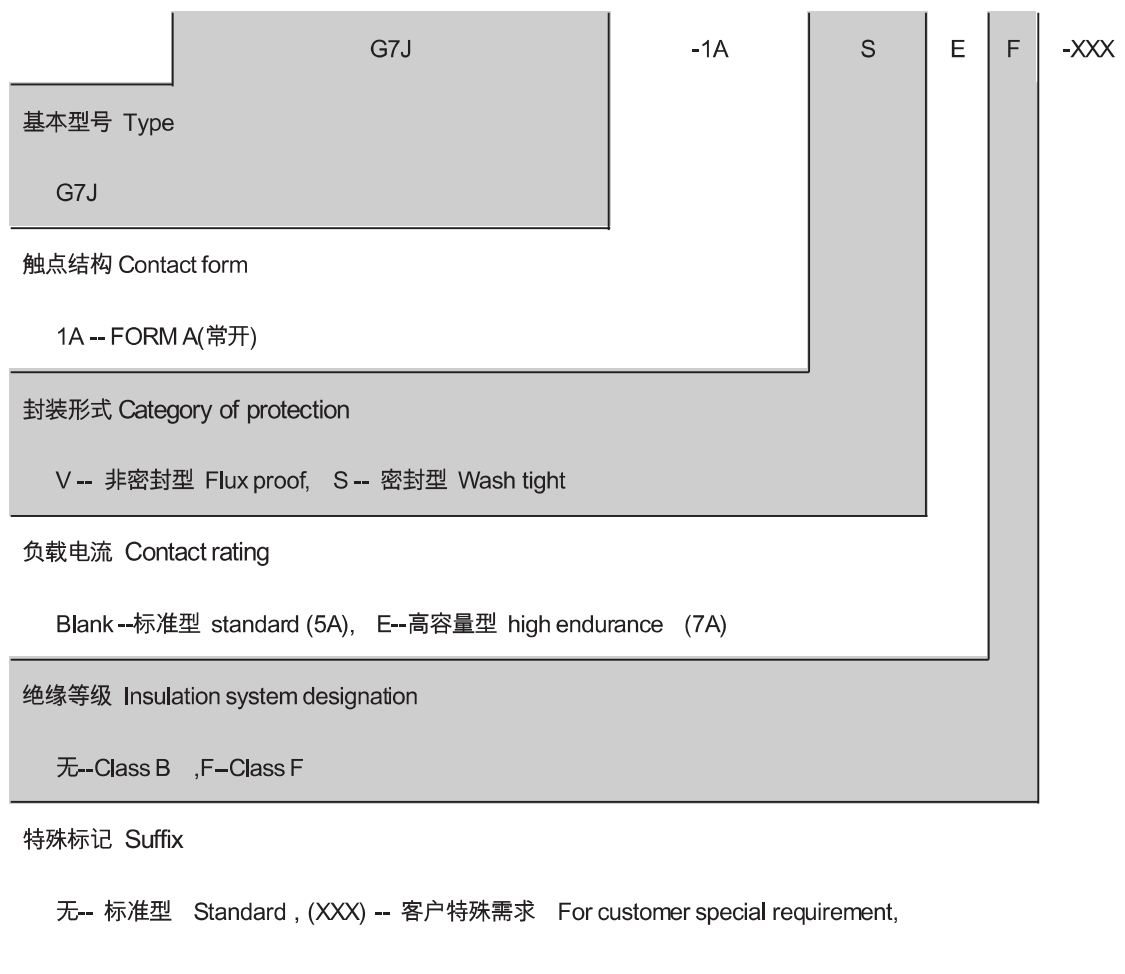


用途举例 Application Examples



- 控制设备的输出用途(家电、热水器、冰箱、空调等)
- Apply to output control of equipment(home appliance 、 water heater、 refrigerators 、 Air conditioners etc.)

型号命名标准 Product Code Structure



线圈参数 Coil Data(DC)

额定电压 Rated voltage (V)	额定电流 Rated current (mA)	线圈电阻 Coil resistance (Ω)	吸合电压 Operate voltage	释放电压 Release voltage	最大允许电压 Max release voltage	额定功耗 Rated coil power
			额定电压的 % of rated voltage			
3	66.6	45	75% Max	5% Min	130%	Approx. 200mW
5	40	125				
6	33.3	180				
9	22.2	405				
12	16.7	720				
18	11.1	1620				
24	8.3	2,880				

注：额定电流和线圈电阻是在线圈温度23℃，公差为±10%
Note. The rated current and coil resistance are measured at a coil temperature of 23° C with a tolerance of ±10%

触点参数 Contact Data

额定电压 Rated voltage (V)	额定电流 Rated current (mA)	线圈电阻 Coil resistance (Ω)	吸合电压 Operate voltage	释放电压 Release voltage	最大允许电压 Max release voltage	额定功耗 Rated coil power
			额定电压的 % of rated voltage			
3	66.6	45	75% Max	5% Min	130%	Approx. 200mW
5	40	125				
6	33.3	180				
9	22.2	405				
12	16.7	720				
18	11.1	1620				
24	8.3	2,880				

性能参数 Characteristics

吸合时间 Operate time		≤10ms
释放时间 Release time		≤10ms
绝缘电阻 Insulation resistance		1000MΩ以上 (500VDC)
介质耐压 Initial dielectric strength	线圈触点间 between contact and coil	AC4000V 50/60Hz 1min
	开路触点间 Between open contacts	AV750V 50/60Hz 1min
振动 Vibration resistance		10~55~10Hz (双振幅1.5mm)(double amplitude1.5mm)
冲击 Shock resistance	稳定性 Functional	100m/S ² (10G)
	强度 Destructive	1000m/S ² (100G)
温度范围 Ambient operating temperature		-40°C~ +85 °C
湿度范围 Ambient operating humidity		20-85%RH
引出端形式 Termination		PCB
重量 Weight		约3g

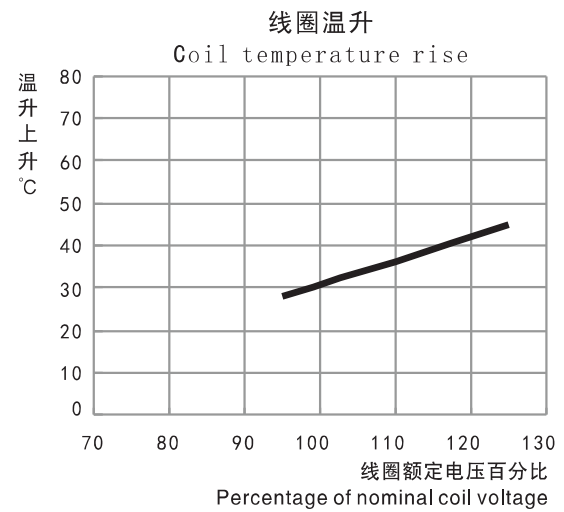
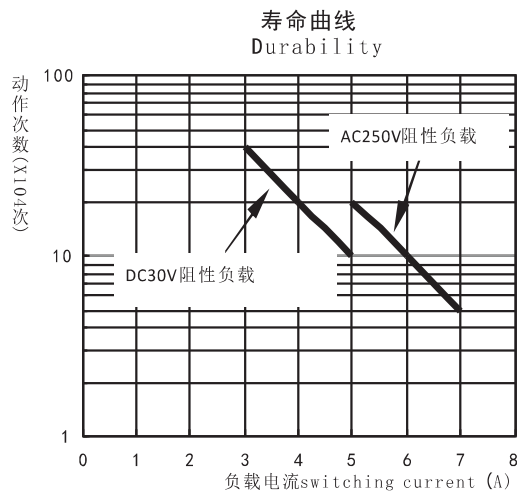
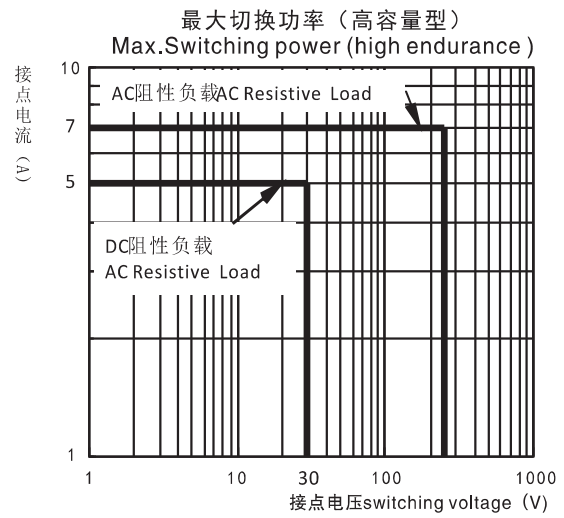
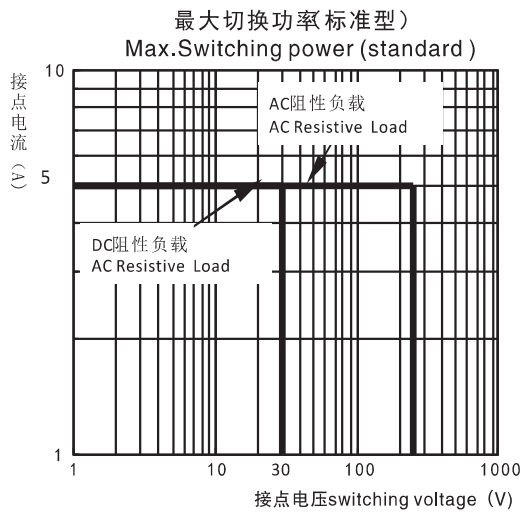
安规认证额定值 Standards Certified

型号 Type	触点结构 Contact form	线圈额定值 Coil ratings	接点额定 Contact ratings	试验次数 Number of test operations
UL	1A	3 ~ 24V DC	5A 250V AC 85°C (Resistive)	100,000 次
CQC			5A 250 AC (Resistive)	
TUV			5A 250 AC,30 DC (Resistive)	

国际标准规格认证 Approved Standards

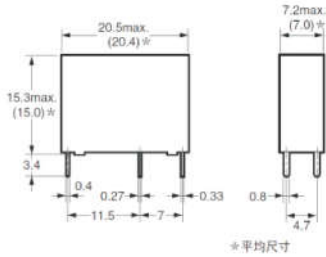
安规种类 Standards Certified	UL/C-UL	TUV	CQC
认证号 File No.	E322305	R50175987	CQC18002190314

性能曲线 Engineering Data

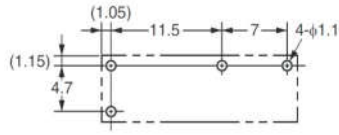


■ 外形图、接线图、安装孔尺寸 Outline dimensions、PCB Layout、Wiring Diagram (mm)

外形图
Outline dimensions



安装孔 (底部视图)
PCB Layout (Bottom View)



接线图
Wiring Diagram



未注尺寸公差 dimension tolerance

<1mm: +0.2 mm, 1~5 mm: ± 0.3mm, >5mm: ± 0.4mm

注: 安装孔尺寸中未注尺寸公差为+0.1 mm Note . dimension tolerance of the mounting hole +0.1 mm

■ 使用注意事项 Precautions

- 一般的注意事项请参考“印刷基板用继电器共通注意事项”。
- Please refer to “PCB Relays Common Precautions” for correct use.

X-ON Electronics

Largest Supplier of Electrical and Electronic Components

Click to view similar products for [General Purpose Relays](#) category:

Click to view products by [STEIPU](#) manufacturer:

Other Similar products are found below :

[PCN-105D3MH,000](#) [59641F200](#) [5JO-1000CD-SIL](#) [5X827E](#) [5X837F](#) [5X840F](#) [5X842F](#) [5X848E](#) [LY2N-AC120](#) [LY2S-AC220/240](#) [LY2-US-AC120](#) [LY2-US-DC24](#) [LY3-US-AC120](#) [LY4F-UA-DC12](#) [LY4F-UA-DC24](#) [LY4F-US-AC120](#) [LY4F-US-AC240](#) [LY4F-US-DC24](#) [LY4F-VD-AC110](#) [LYQ20DC12](#) [M115C60](#) [M115N010](#) [M115N0150](#) [603-12D](#) [60HE1-5DC](#) [60HE2S-12DC](#) [61211T0B4](#) [61212T400](#) [61222Q400](#) [61243B600](#) [61243C500](#) [61243Q400](#) [61311BOA2](#) [61311BOA6](#) [61311BOA8](#) [61311C0A2](#) [61311COA1](#) [61311COA6](#) [61311F0A2](#) [61311QOA1](#) [61311QOA4](#) [61311T0D6](#) [61311TOA6](#) [61311TOA7](#) [61311TOB3](#) [61311TOB4](#) [61311U0A6](#) [61312Q600](#) [61312T400](#) [61312T600](#)