


# STKC 系列

超小型汽车继电器

AUTOMOTIVE RELAY

- 超小型汽车继电器 Subminiature automotive relay
- 重量仅4克 The weight is only 4g for single relay
- 环境温度可达125°C Extended temp. range up to 125°C
- 塑封型和防焊剂型可供选择 Flux proof or sealed type available
- 外形尺寸 Outline dimensions: (12.9 x 12 x 9.9) mm



## 用途举例 Application Examples

RoHS

- 中央门锁、雨刮器控制、仪表控制、自动门窗、防盗系统、座椅加热控制、照明/闪光灯/指示灯控制
- Central door lock Anti-theft Lock、Power doors & windows Lighting、flashlight& indicator lamp control、Wiper control instrument control、Rear window and seat heating control

## 型号命名标准 Product Code Structure

	STKC	-12	M	S	E	-(XXX)
本型号 Type	STKC					
线圈额定电压 Coil voltage		06, 10, 12				
触点结构 Contact form			Blank-- FORM 1C, M – FORM 1A,			
封装形式 Category of protection				V – 非密封型 Flux proof, S – 密封型 Wash tight		
触点负载 Contact rating					E–高负载型 For high endurance (1A only), Blank– 标准型 Standard	
特殊标记 Suffix						Blank– 标准型 Standard, (XXX) – 客户特殊需求 For customer special requirement,

**性能参数 Characteristics**

触点形式 Contact arrangement	1C	1A
接触电阻 Contact resistance	100mΩ max ( 1A/6VDC )	
触点材料 Contact material	银合金 Ag Alloy	
最大连续电流 Max. continuous current	NO:30A ( 23°C , 1h ) NC:25A ( 23°C , 1h )	
最大切换电压 Max. switching voltage	16VDC	
最大切换电流 Max. switching current	30A	
机械寿命 Mechanical endurance,	1x10 <sup>7</sup> ops (at 18,000 ops /h )	
电气寿命 Electrical endurance	详见触点参数 See contact data	
吸合时间 Operate time	≤10ms;	
释放时间 Release time	≤10ms	
绝缘电阻 Insulation resistance	1000MΩ以上 ( 500VDC )	
介质耐压 Initial dielectric strength	500VAC	
振动 Vibration resistance	10Hz~500 Hz 58.8m/ S <sup>2</sup>	
冲击 Shock resistance	294m/S <sup>2</sup>	
温度范围 Ambient operating temperature	-40°C~+125 °C ;	
湿度范围 Ambient operating humidity	5-85%RH	
引出端形式 Termination	印制板式	
重量 Weight	Approx..4g	

触点参数 Contact Data

触点负载电压 Load voltage	负载类型 Load type		触点负载电A Load current A		通断比 ON/OFF ratio		电耐久性 Electrical endurance (ops)	触点材料 Contact material	触点接线图load wiring diagram
			1c		接通ON S	断开OFF S			
			常开	常闭					
13.5VDC	阻性 Resistive	接通 ON	20	—	1	5	3×10 <sup>5</sup>	AgSnO <sub>2</sub>	见图1
		断开 OFF	20	—					
	雨刷 电机 wiper L=1.0mH	接通 ON	25(1)	—	0.2	2	3×10 <sup>5</sup>	AgSnO <sub>2</sub>	见图2
		断开 OFF	5	—					
	电机锁定 motor locked L=0.77mH	接通 ON	20	—	0.2	2	1×10 <sup>5</sup>	AgSnO <sub>2</sub>	见图3
		断开 OFF	20	—					

触点负载电压 Load voltage	负载类型 Load type		触点负载电A Load current A	通断比 ON/OFF ratio		电耐久性 Electrical endurance (ops)	触点材料 Contact material	触点接线图load wiring diagram
			1A	断开OFF S	断开OFF S			
13.5VDC	阻性 Resistive	接通 ON	20	1	5	3×10 <sup>5</sup>	AgSnO <sub>2</sub>	见图3
		断开 OFF	20					
	灯闪光 <sup>(3)</sup> flasher	接通 ON	3 x 21W	0.356	0.356	2×10 <sup>6</sup>	AgSnO <sub>2</sub>	见图4
		断开 OFF						
	灯lamp	接通 ON	40 <sup>(2)</sup>	2	2	1×10 <sup>5</sup>	AgSnO <sub>2</sub>	见图6
		断开 OFF	10					

备注:

- (1)电机初始峰值冲击电流;
  - (2)初始冷态灯丝第一次尖峰冲击电流;
  - (3)当用于闪光灯负载时,须按下图极性要求接线,并须采用特殊AgSnO<sub>2</sub>触点
  - (4)触点接线图如下所示
- 1)Corresponds to the peak inrush current on initial actuation (motor)  
 2)Corresponds to the peak inrush current on initial actuation (cold filament)  
 3)When it is utilized in flasher, a special Ag no contact material should be used and the customer special code should be (170)as a suffix. Please connect by the polarity according to the diagrams below.  
 4)The load wiring diagrams are listed below.



图1

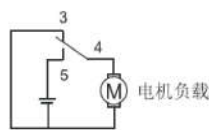


图2

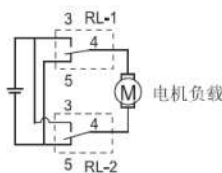


图3



图4



图5

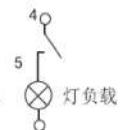


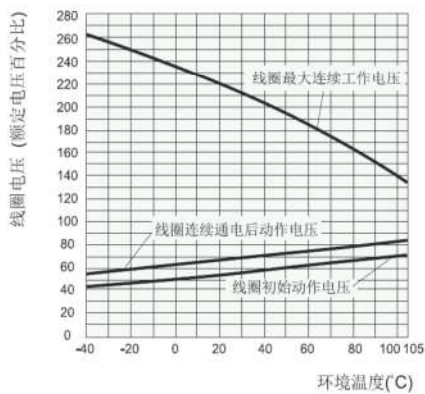
图6

## 线圈参数 Coil Data(DC)

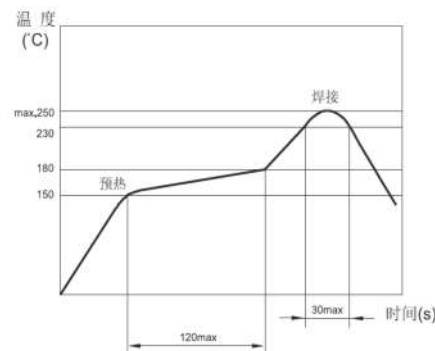
额定电压 Rated voltage (V)	吸合电压 Operate voltage			释放电压 Release voltage			线圈电阻 Coil resistance (Ω)	额定功耗 Rated coil power (W)
	23°C	85°C	125°C	23°C	85°C	125°C	23°C	23°C
6	≤3.5	≤4.4	≤5.0	≤0.8	≤1.0	≤1.1	63	0.55
10	≤5.7	≤7.1	≤8.1	≤1.5	≤1.5	≤1.7	181	0.55
12	≤6.9	≤8.6	≤9.9	≤1.5	≤1.8	≤2.1	254	0.55
12	≤6.9	≤8.6	≤9.9	≤1.5	≤1.8	≤2.1	181	0.8

## 性能曲线 Engineering Data

线圈连续通电电压范围  
Coil operating voltage range



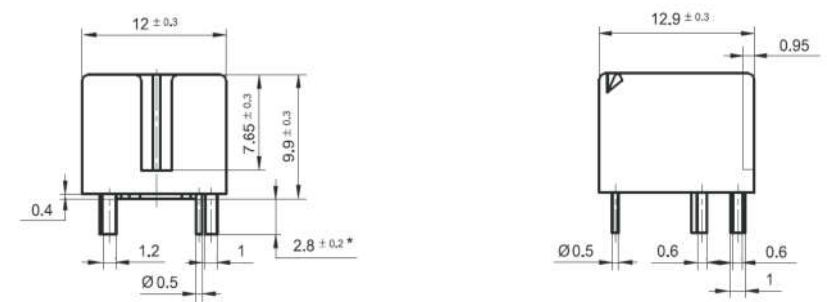
回流型焊产品, 推荐焊接温度  
Reflow soldering temperature on PCB board



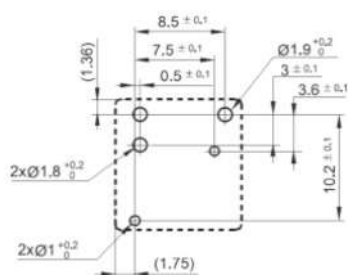
## 外形图、接线图、安装孔尺寸 Outline dimensions、PCB Layout、Wiring Diagram

(mm)

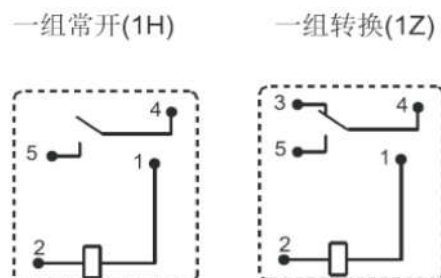
外形图 Outline dimensions



安装孔 (底部视图) PCB Layout (Bottom View)



接线图 Wiring Diagram



## X-ON Electronics

Largest Supplier of Electrical and Electronic Components

*Click to view similar products for [Automotive Relays](#) category:*

*Click to view products by [STEIPU](#) manufacturer:*

Other Similar products are found below :

[7-1414968-8](#) [7-1617345-6](#) [9-1617516-5](#) [1393204-2](#) [1393302-3](#) [13Z99A115-0074](#) [1432872-1](#) [AR4-15F11-S01](#) [AR4-15H11](#) [1617057-2](#)  
[1617518-5](#) [2-1617057-2](#) [2-1617057-6](#) [CB1F-M-12V-H15](#) [898H-1AH-D-001-12VDC](#) [AR4-11F11](#) [AR4-15F11](#) [AR4-41F11](#) [24198-1](#) [41FZ-](#)  
[200ACG-BSL](#) [5-1616920-2](#) [5407-0011-HS](#) [CB1AF-M-12V-H59](#) [5-1617346-8](#) [103-1AH-C-12VDC](#) [1-1617059-9](#) [V23134A1052X299](#) [6-](#)  
[1393302-1](#) [CP112J](#) [897H-1AH-D-R1-U01-12VDC](#) [871-1A-S-12VDC](#) [5436-0001-HS](#) [V23086-R1851-A502](#) [V23136-A0004-X075](#)  
[RH4C1P2607](#) [RE031005](#) [V23134M0052G242](#) [1393204-1](#) [23234B0001X001-EV-144](#) [AZ9731-1C-12DC4](#) [AZ979-1A-24D](#) [2-1904020-1](#)  
[V23134B0052C642](#) [V23134B0053C642](#) [V23234-A1001-X036](#) [V23234C0001X006](#) [2138602-1](#) [V23134J0065X497](#) [V23232D0001X001-EV-](#)  
[260](#) [V23134J2053X194](#)