



EMIF06-MSD04F3

6-line low capacitance IPAD™ for micro-SD card
with EMI filtering and ESD protection

Features

- EMI low-pass filter
- Integrated pull up resistors to prevent bus floating when no card is connected
- 208 MHz clock frequency compatible with SDR104 mode (SD3.0)
- Lead-free package

Benefits

- Low power consumption
- Easy layout thanks to smart pin-out configuration
- Very low PCB space consumption
- High reliability offered by monolithic integration
- Reduction of parasitic elements thanks to CSP integration

Complies with the following standards:

- IEC 61000-4-2 level 4:
 - 15 kV (air discharge)
 - 8 kV (contact discharge)

Application

Micro (T-Flash) secure digital memory card in:

- Mobile phones
- Communication systems

Description

The EMIF06-MSD04F3 is a highly integrated device based on IPAD technology offering two functions: ESD protection to comply with IEC standard, and EMI filtering to reject mobile phone frequencies.

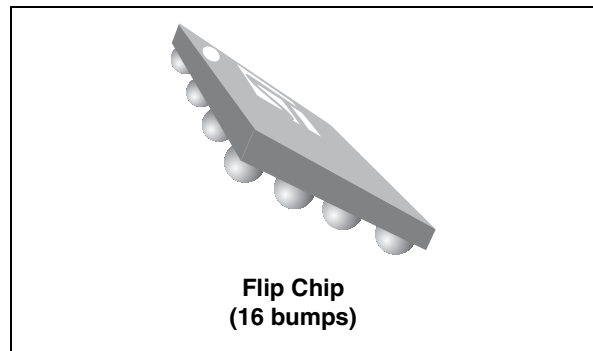
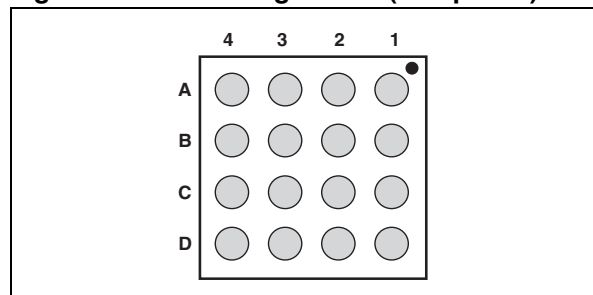


Figure 1. Pin configuration (bump side)



TM: IPAD is a trademark of STMicroelectronics

1 Characteristics

Table 1. Absolute ratings (limiting values)

Symbol	Parameter	Value	Unit
V _{PP}	ESD discharge IEC 61000-4-2, level 4		
	Air discharge, card side	15	kV
	Contact discharge, card side	8	
	Air discharge, IC side	2	
	Contact discharge, IC side	2	
T _j	Maximum junction temperature	125	
T _{op}	Operating temperature range	- 40 to + 85	°C
T _{stg}	Storage temperature range	- 55 to + 150	°C

Figure 2. EMIF06-MSD04F3 configuration

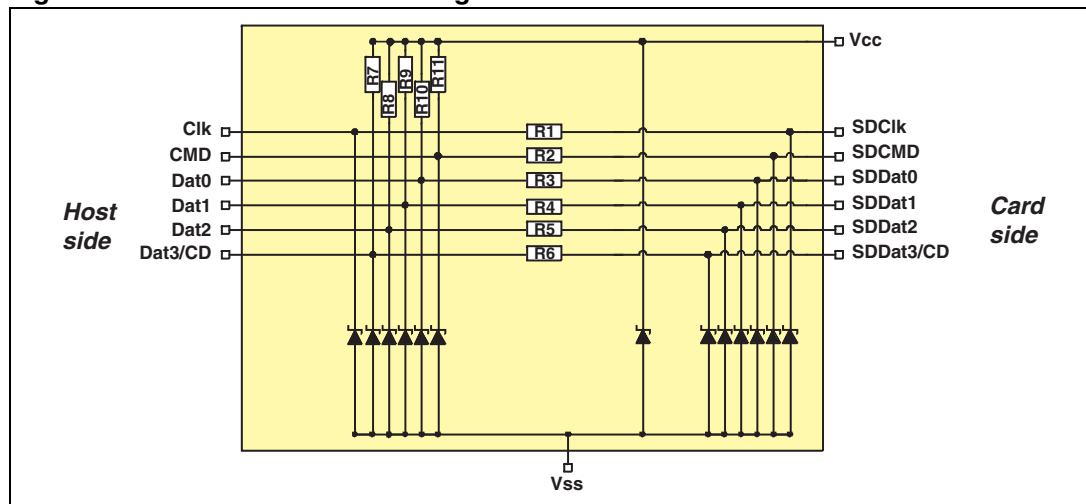


Table 2. Pin configuration

Pin	Signal	Pin	Signal
A1	Dat0	C1	CMD
A2	Dat1	C2	V _{ss}
A3	SDDat1	C3	V _{ss}
A4	SDDda0	C4	SDCMD
B1	Clk	D1	Dat3/CD
B2	V _{cc}	D2	Dat2
B3	V _{ss}	D3	SDDat2
B4	SDCIk	D4	SDDat3/CD

Table 3. Electrical characteristic

Symbol	Parameter	Test conditions	Min.	Typ.	Max.	Unit
V_{BR}	Breakdown voltage	$I_R = 1 \text{ mA}$	14	16		V
I_{RM}	Leakage current at V_{RM}	$V_{RM} = 3 \text{ V}$			0.1	μA
R1, R2, R3, R4, R5, R6	Serial resistance	Tolerance $\pm 10 \%$, matching $\pm 2 \%$	36	40	44	Ω
R7, R8, R9, R10, R11	Pull-up resistance	Tolerance $\pm 20 \%$, matching $\pm 2 \%$	20	25	30	$\text{k}\Omega$
C_{line}	Data line capacitance	$V = 1.8 \text{ V}$, $F = 10 \text{ MHz}$, $V_{OSC} = 30 \text{ mV}$		7.5	10	pF
		$V = 2.9 \text{ V}$, $F = 10 \text{ MHz}$, $V_{OSC} = 30 \text{ mV}$			9	
F_0	Cut-off frequency	$S_{21} = -3 \text{ dB}$		550		MHz
t_R, t_F	Rise and fall time	$C_{load} = 10 \text{ pF}$, low-ref = 0.58 V, high-ref = 1.27 V		0.98		ns

Figure 3. S21 attenuation measurements

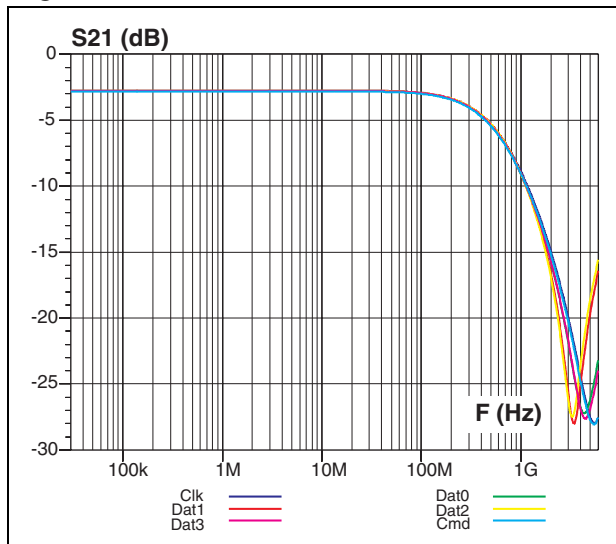


Figure 4. Analog crosstalk measurements

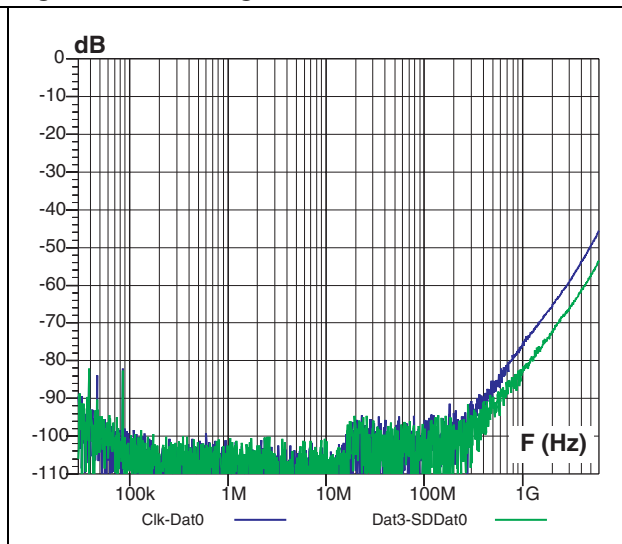


Figure 5. Line capacitance versus applied voltage (typical values)

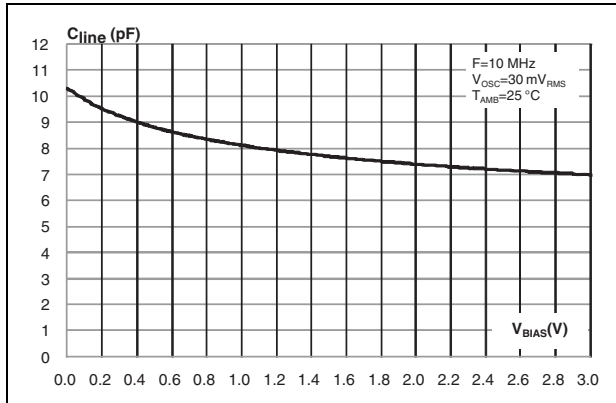


Figure 6. Line capacitance versus frequency (typical values)

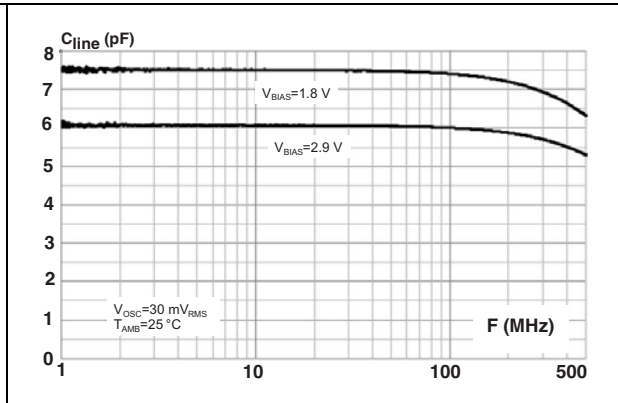


Figure 7. Digital crosstalk measurements

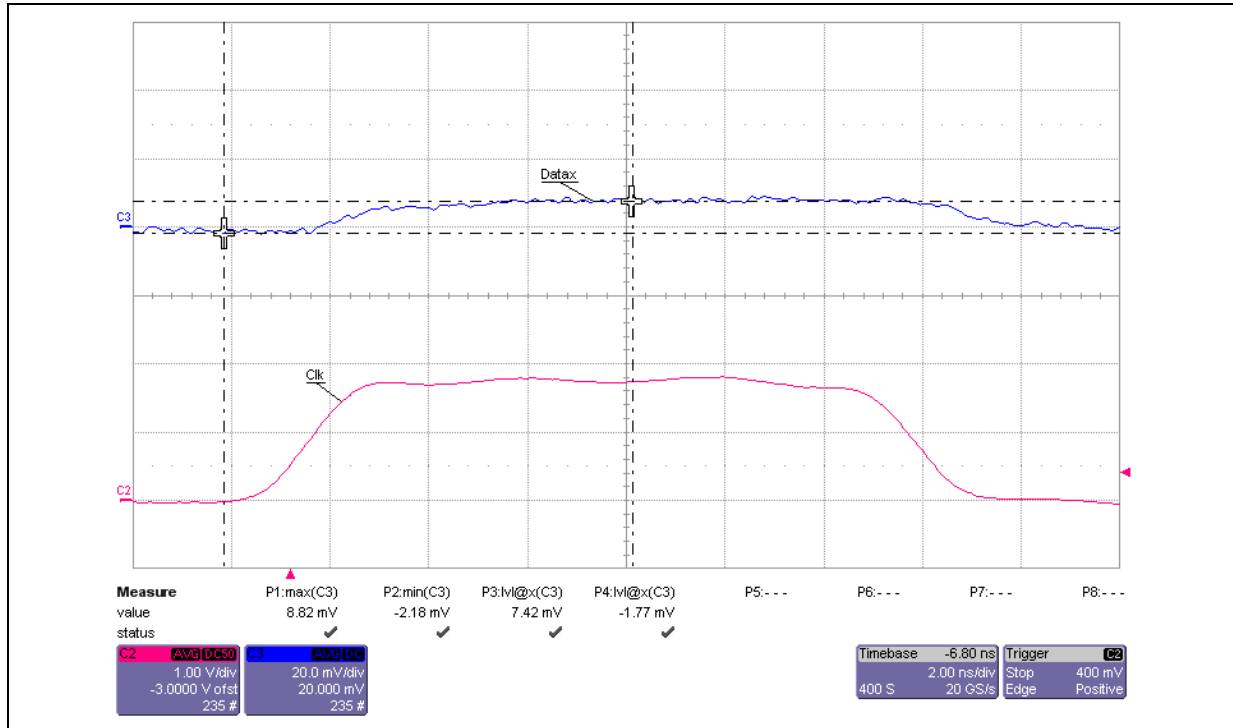


Figure 8. Host side response to IEC 61000-4-2 (+8 kV contact discharge) on card side

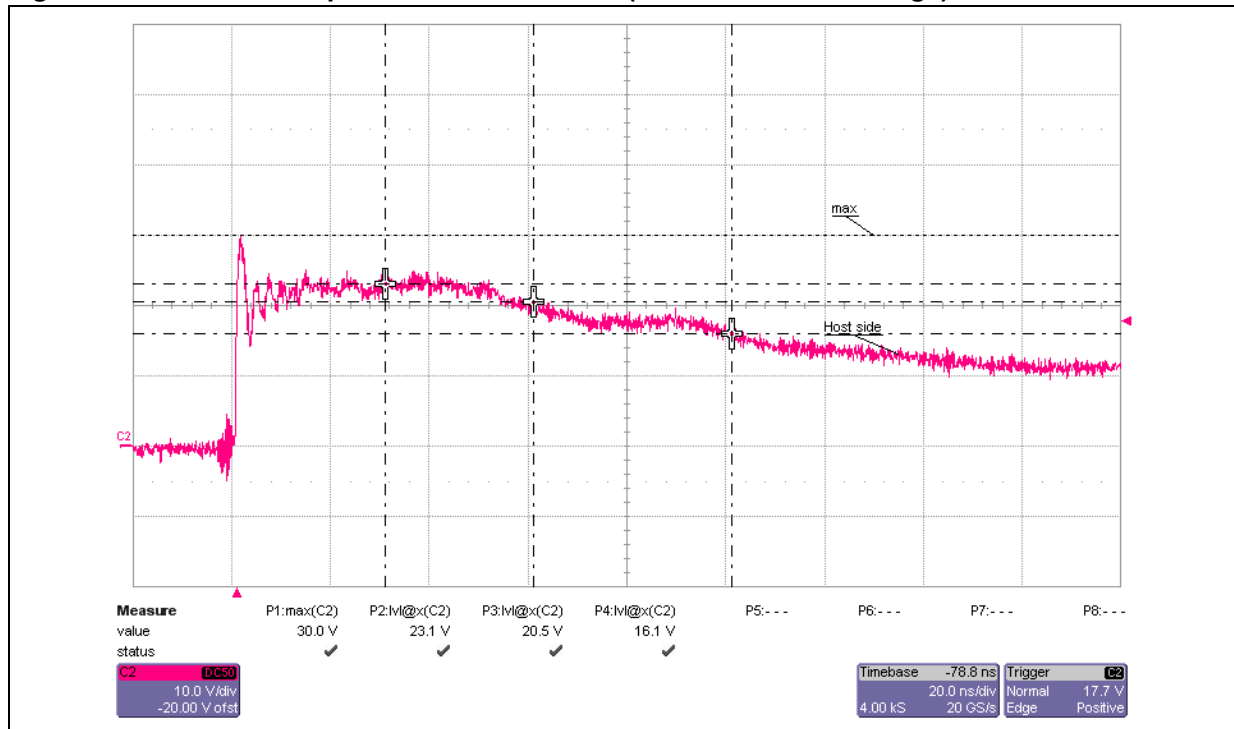
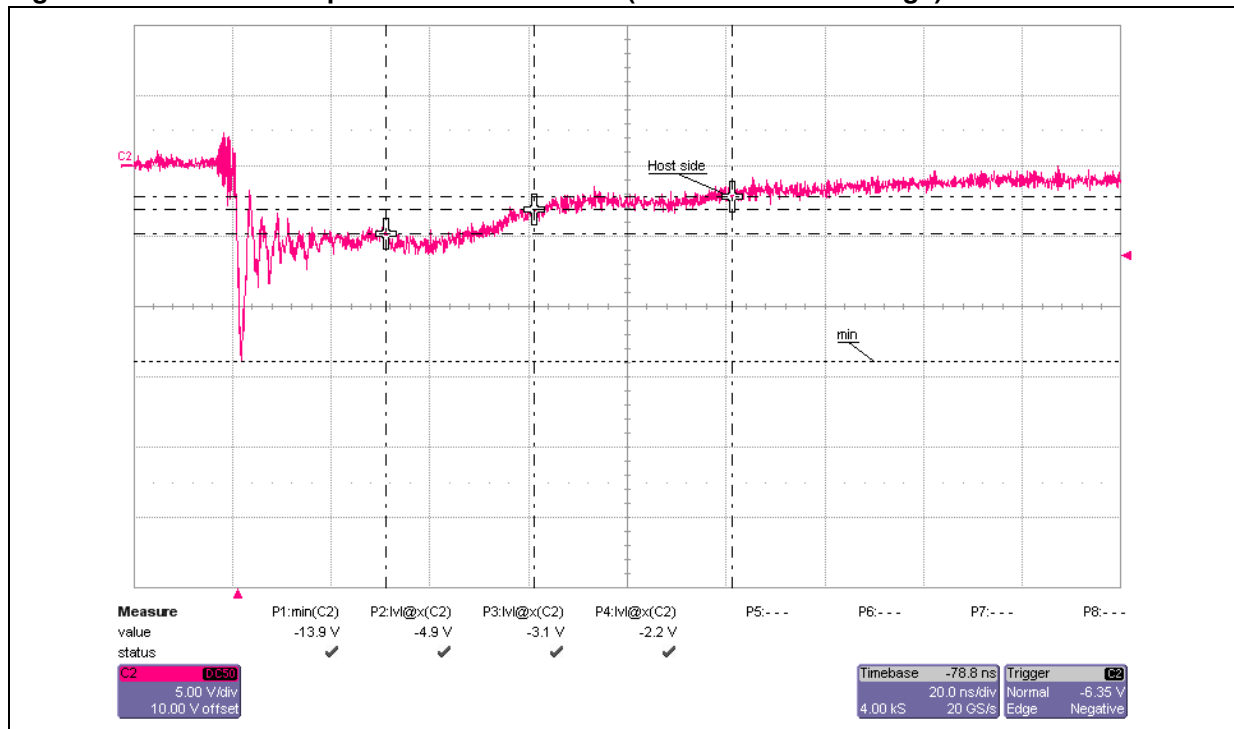
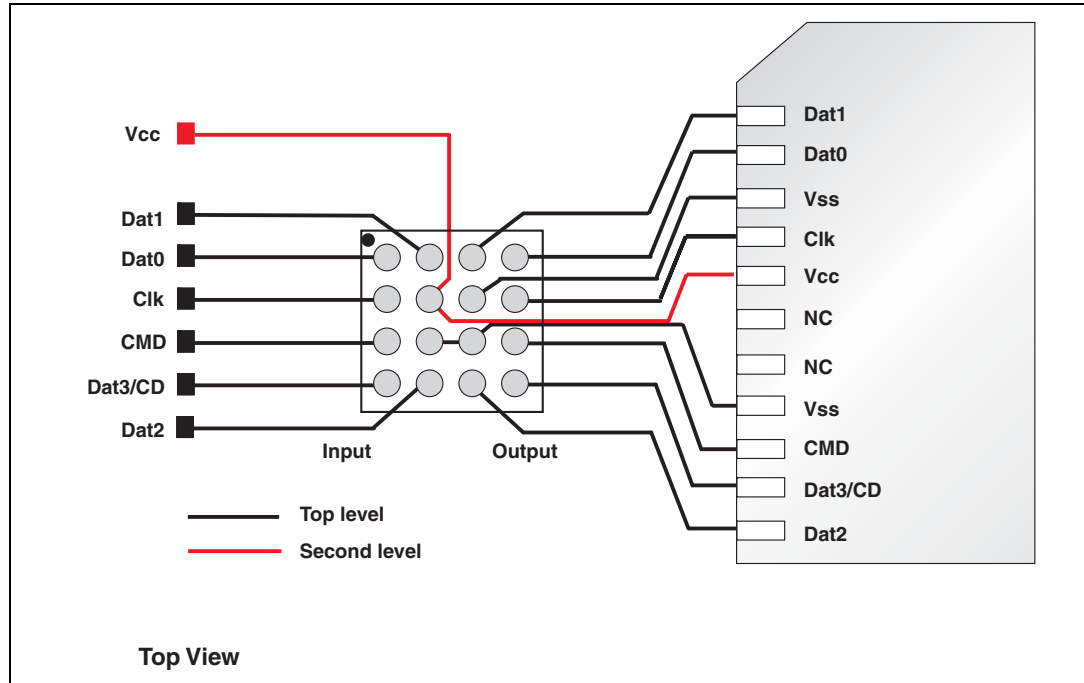


Figure 9. Host side response to IEC 61000-4-2 (-8 kV contact discharge) on card side



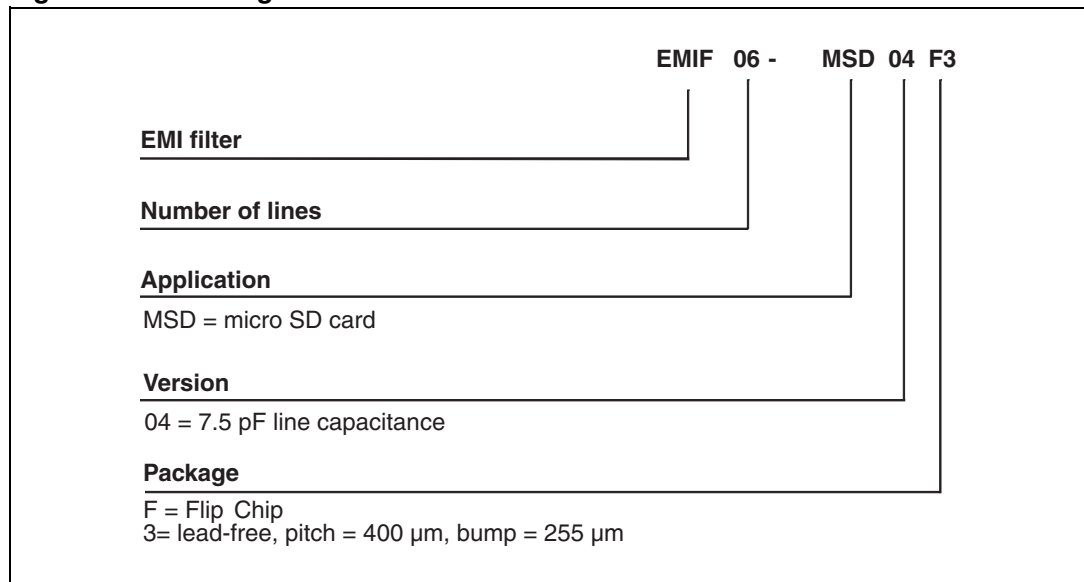
2 Layout recommendations

Figure 10. Layout recommendations



3 Ordering information scheme

Figure 11. Ordering information scheme



4 Package information

- Epoxy meets UL94, V0
- Lead-free package

In order to meet environmental requirements, ST offers these devices in different grades of ECOPACK® packages, depending on their level of environmental compliance. ECOPACK® specifications, grade definitions and product status are available at: www.st.com. ECOPACK® is an ST trademark.

Figure 12. Package dimensions

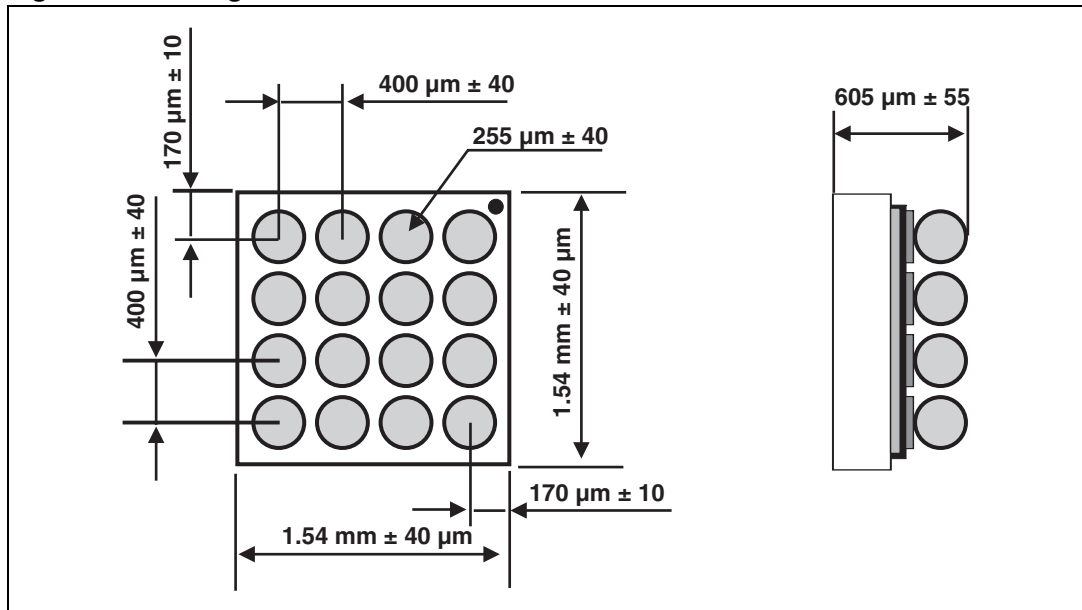


Figure 13. Footprint

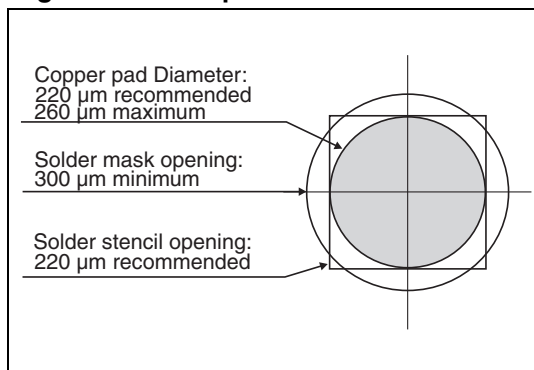


Figure 14. Marking

● Dot, ST logo
 □ ECOPACK status
 xx = marking
 z = manufacturing location
 yww = datecode
 y = year,
 ww = week

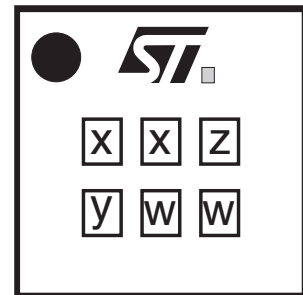
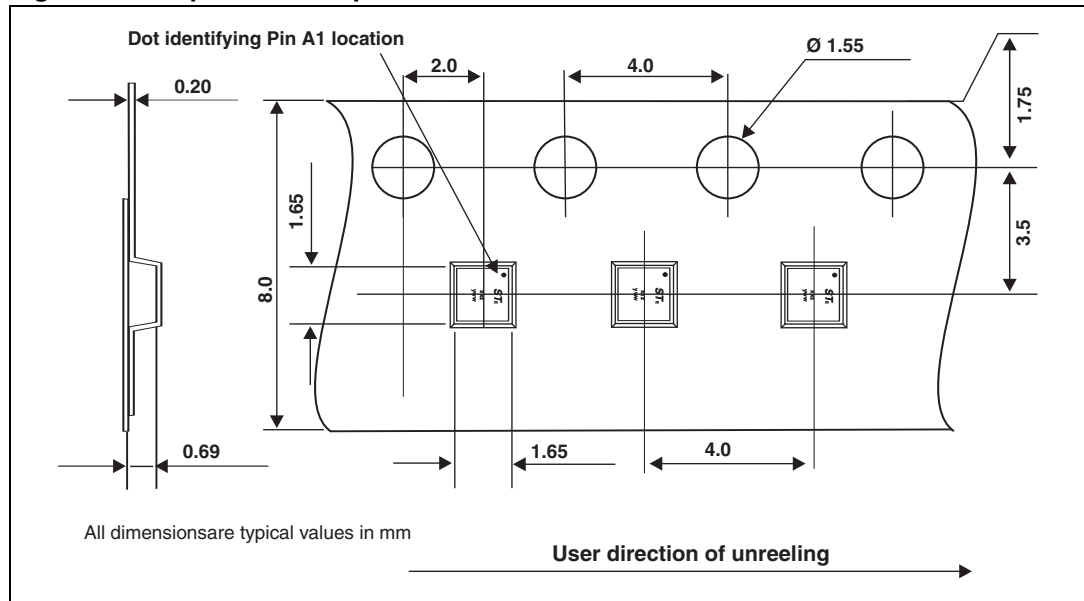


Figure 15. Tape and reel specification



5 Ordering information

Table 4. Ordering information

Order code	Marking	Package	Weight	Base qty	Delivery mode
EMIF06-MSD04F3	JW	Flip Chip	3.2 mg	5000	Tape and reel 7"

Note:

More information is available in the application notes:

AN2348: "Flip Chip: Package description and recommendations for use"

AN1751: "EMI Filters: Recommendations and measurements"

6 Revision history

Table 5. Document revision history

Date	Revision	Changes
12-July-2011	1	First issue.

Please Read Carefully:

Information in this document is provided solely in connection with ST products. STMicroelectronics NV and its subsidiaries ("ST") reserve the right to make changes, corrections, modifications or improvements, to this document, and the products and services described herein at any time, without notice.

All ST products are sold pursuant to ST's terms and conditions of sale.

Purchasers are solely responsible for the choice, selection and use of the ST products and services described herein, and ST assumes no liability whatsoever relating to the choice, selection or use of the ST products and services described herein.

No license, express or implied, by estoppel or otherwise, to any intellectual property rights is granted under this document. If any part of this document refers to any third party products or services it shall not be deemed a license grant by ST for the use of such third party products or services, or any intellectual property contained therein or considered as a warranty covering the use in any manner whatsoever of such third party products or services or any intellectual property contained therein.

UNLESS OTHERWISE SET FORTH IN ST'S TERMS AND CONDITIONS OF SALE ST DISCLAIMS ANY EXPRESS OR IMPLIED WARRANTY WITH RESPECT TO THE USE AND/OR SALE OF ST PRODUCTS INCLUDING WITHOUT LIMITATION IMPLIED WARRANTIES OF MERCHANTABILITY, FITNESS FOR A PARTICULAR PURPOSE (AND THEIR EQUIVALENTS UNDER THE LAWS OF ANY JURISDICTION), OR INFRINGEMENT OF ANY PATENT, COPYRIGHT OR OTHER INTELLECTUAL PROPERTY RIGHT.

UNLESS EXPRESSLY APPROVED IN WRITING BY AN AUTHORIZED ST REPRESENTATIVE, ST PRODUCTS ARE NOT RECOMMENDED, AUTHORIZED OR WARRANTED FOR USE IN MILITARY, AIR CRAFT, SPACE, LIFE SAVING, OR LIFE SUSTAINING APPLICATIONS, NOR IN PRODUCTS OR SYSTEMS WHERE FAILURE OR MALFUNCTION MAY RESULT IN PERSONAL INJURY, DEATH, OR SEVERE PROPERTY OR ENVIRONMENTAL DAMAGE. ST PRODUCTS WHICH ARE NOT SPECIFIED AS "AUTOMOTIVE GRADE" MAY ONLY BE USED IN AUTOMOTIVE APPLICATIONS AT USER'S OWN RISK.

Resale of ST products with provisions different from the statements and/or technical features set forth in this document shall immediately void any warranty granted by ST for the ST product or service described herein and shall not create or extend in any manner whatsoever, any liability of ST.

ST and the ST logo are trademarks or registered trademarks of ST in various countries.

Information in this document supersedes and replaces all information previously supplied.

The ST logo is a registered trademark of STMicroelectronics. All other names are the property of their respective owners.

© 2011 STMicroelectronics - All rights reserved

STMicroelectronics group of companies

Australia - Belgium - Brazil - Canada - China - Czech Republic - Finland - France - Germany - Hong Kong - India - Israel - Italy - Japan - Malaysia - Malta - Morocco - Philippines - Singapore - Spain - Sweden - Switzerland - United Kingdom - United States of America

www.st.com

X-ON Electronics

Largest Supplier of Electrical and Electronic Components

Click to view similar products for [EMI Filter Circuits](#) category:

Click to view products by [STMicroelectronics](#) manufacturer:

Other Similar products are found below :

[761280-1](#) [SBSGC0500224MXB](#) [SBSPP0250104MXT](#) [SBSPP0250154MXT](#) [SBSPP0500473MXT](#) [SBSPP1000102MXT](#)
[SBSPP1000153MXB](#) [SBSPP1000220MCT](#) [SBSPP1000332MXT](#) [SBSPP1000470MCT](#) [SBSPP1000471MCT](#) [SBSPP1000472MXT](#)
[SNZF220DFT1G](#) [CM1442-06CP](#) [EMI8041MUTAG](#) [SBSPP0500473MXB](#) [SBSPP0500683MXT](#) [SBSPP1000101MCT](#) [SBSPP1000220MCB](#)
[SBSPP1000221MCT](#) [EMIF06-USD05F3](#) [EMIF03-SIM03F3](#) [EMI7112FCTAG](#) [EMI7403FCTBG](#) [EMI2180MTTBG](#) [CM1442-08CP](#)
[CSPEMI204FCTAG](#) [SBSPP1000152MXT](#) [SBSGC5000473MXT](#) [SBSMC0500474MXT](#) [SBSMC1000334MXT](#) [EMI8043MUTAG](#)
[MEA2010PE360T001](#) [NFA18SL307V1A45L](#) [1-6609037-5](#) [CM1690-06DE](#) [EMIF05-SK01F3](#) [EMIF02-USB03F2](#) [BNX022-01L](#)
[BNX024H01L](#) [BNX025H01L](#) [BNX026H01L](#) [NFA21SL806X1A48L](#) [NFL18SP157X1A3D](#) [NFL21SP106X1C3D](#) [NFL21SP207X1C3D](#)
[NFL21SP307X1C3D](#) [NFL21SP506X1C3D](#) [NFL21SP706X1C3D](#) [NFW31SP207X1E4L](#)