



# MC33174 - MC35174

## LOW POWER QUAD BIPOLAR OPERATIONAL AMPLIFIERS

- GOOD CONSUMPTION/SPEED RATIO :  
ONLY 200 $\mu$ A FOR 2.1MHz, 2V $\mu$ s
- SINGLE (OR DUAL) SUPPLY OPERATION  
FROM +4V TO +44V ( $\pm$ 2V TO  $\pm$ 22V)
- WIDE INPUT COMMON MODE MODE  
VOLTAGE RANGE INCLUDING  $V_{CC^-}$
- LOW LEVEL OUTPUT VOLTAGE CLOSE TO  
 $V_{CC^-}$  : 100mV TYPICAL
- PIN TO PIN COMPATIBLE WITH  
STANDARD QUAD OP-AMPS

### DESCRIPTION

The MC3x174 series are quad bipolar operational amplifier offering both low consumption (200 $\mu$ A) and good speed (2.1MHz, 2V/ $\mu$ s).

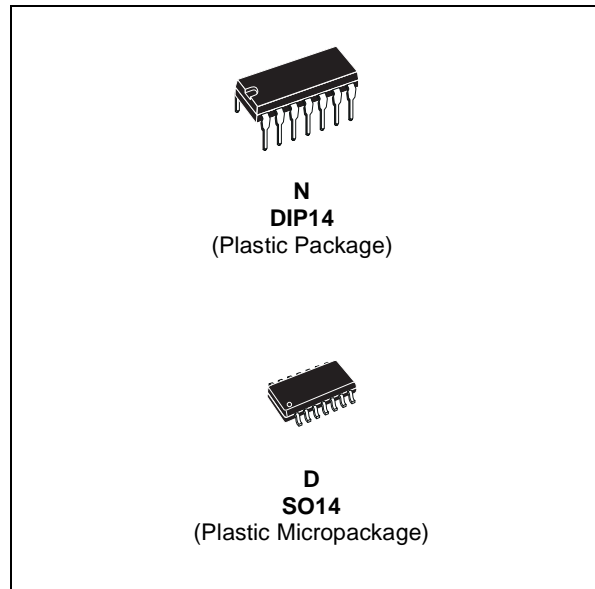
Moreover the Input Common Mode Range extends down to the lower supply rail, allowing single supply operation from +4V to +44V.

### ORDER CODE

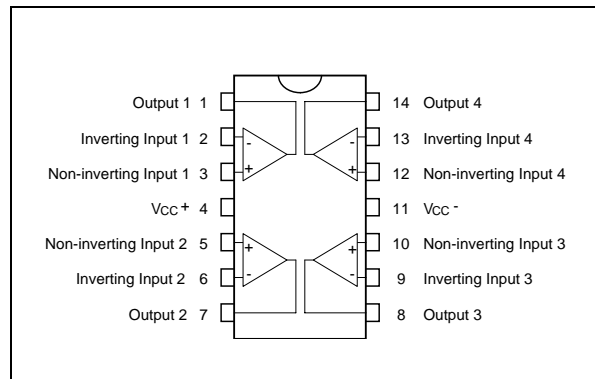
Part Number	Temperature Range	Package	
		N	D
MC33174	-40°C, +105°C	•	•
MC35174	-55°C, +125°C	•	•
<b>Example : MC33174N</b>			

**N** = Dual in Line Package (DIP)

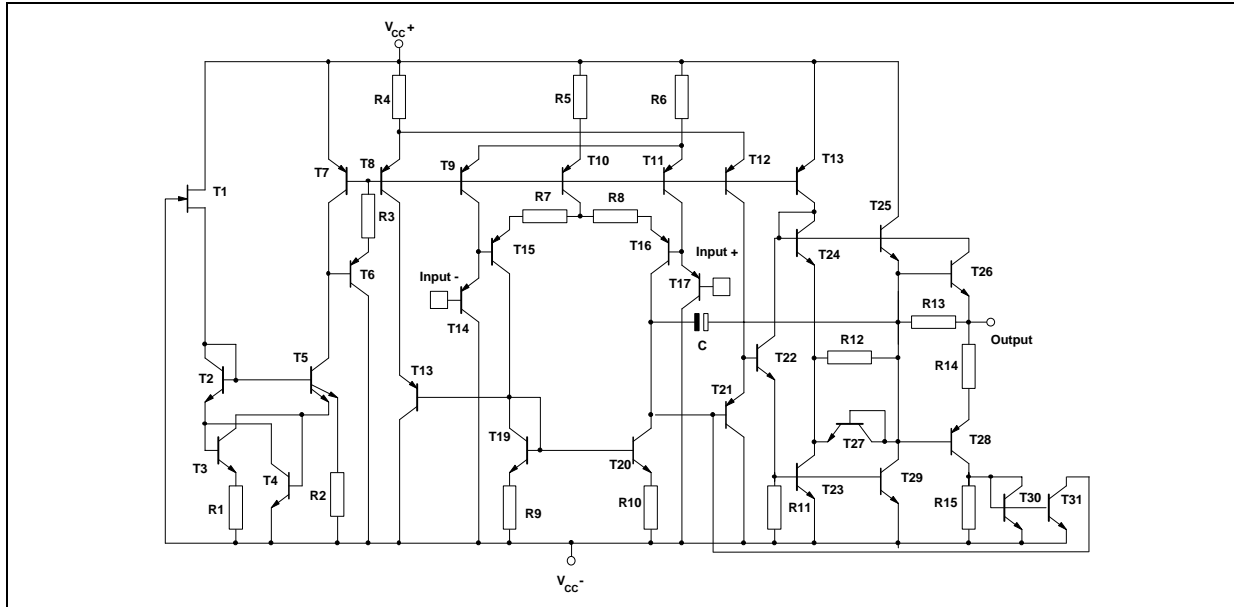
**D** = Small Outline Package (SO) - also available in Tape & Reel (DT))



### PIN CONNECTIONS (top view)



**SCHEMATIC DIAGRAM** (for 1/4 MC33174)



**MAXIMUM RATINGS**

Symbol	Parameter	Value	Unit
$V_{CC}$	Supply Voltage	$\pm 22$	V
$V_{id}$	Differential Input Voltage	see note 1)	V
$V_i$	Input Voltage	see note 1	V
	Output Short Circuit Duration	Indefinite	s
$T_{oper}$	Operating Free-Air Temperature range MC33174 MC35174	-40 to 105 -55 to 125	$^{\circ}\text{C}$
$T_j$	Junction Temperature	150	$^{\circ}\text{C}$
$T_{stg}$	Storage Temperature	-65 to 150	$^{\circ}\text{C}$

1. Either or both input voltages must not exceed the magnitude of  $V_{cc}$ .

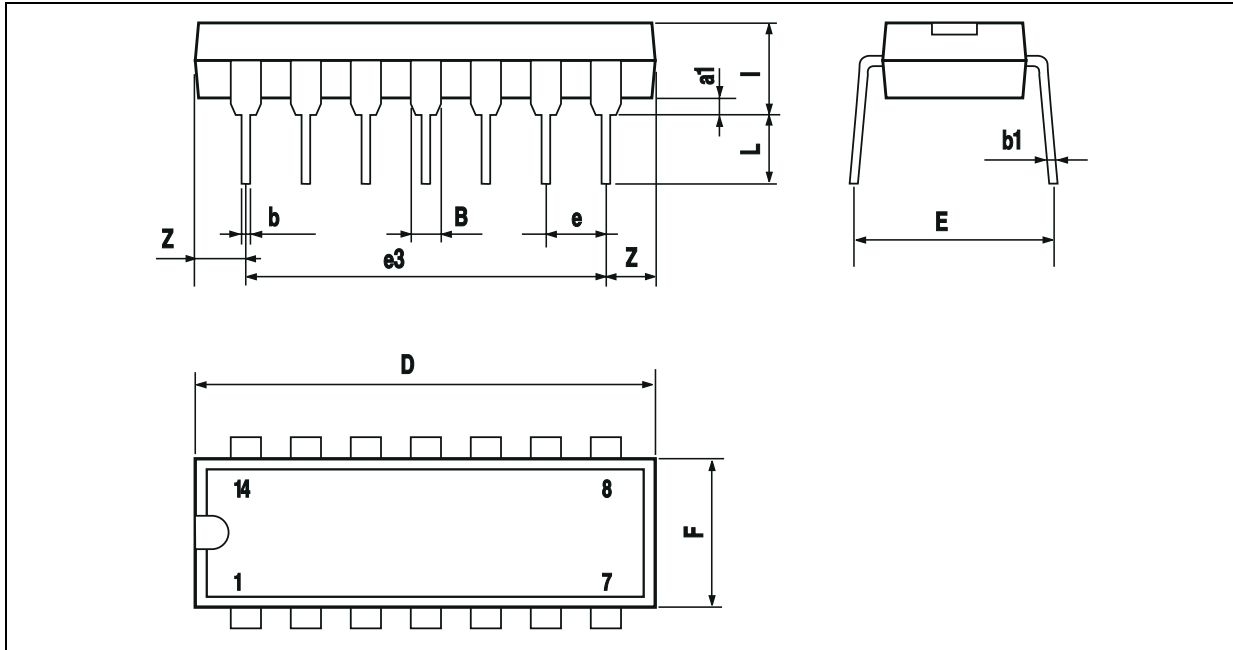
**OPERATING CONDITIONS**

Symbol	Parameter	Value	Unit
$V_{CC}$	Supply Voltage	$\pm 2$ to $\pm 22$	V

**ELECTRICAL CHARACTERISTICS**
 $V_{CC}^+ = +15V$ ,  $V_{CC}^- = -15V$ ,  $R_L$  connected to Ground,  $T_{amb} = 25^\circ C$  (unless otherwise specified)

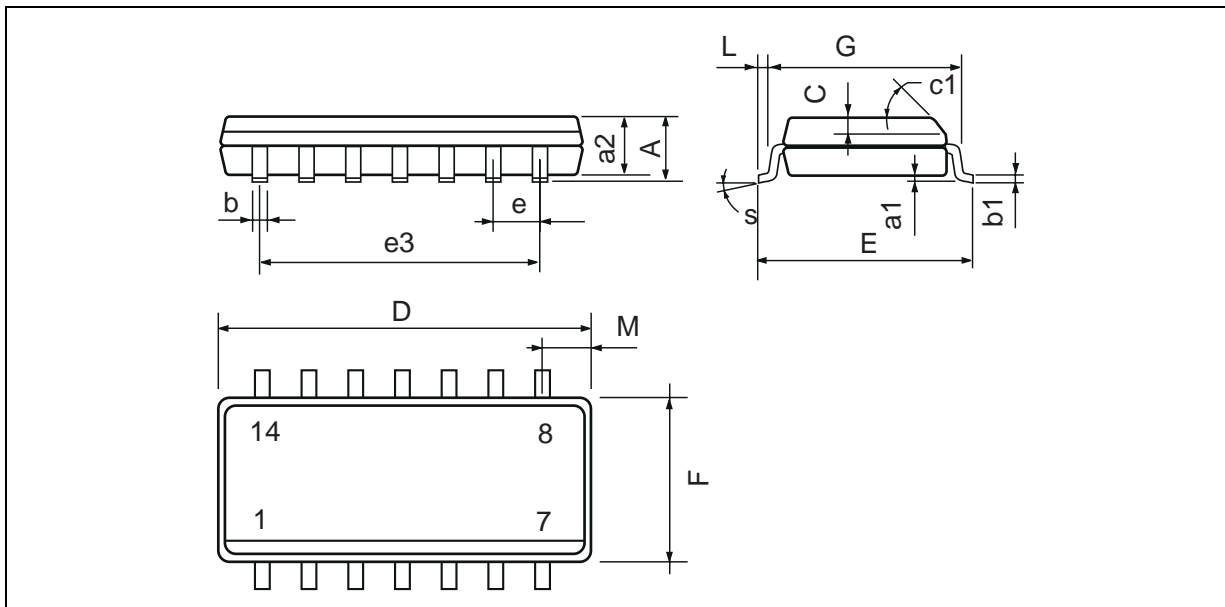
Symbol	Parameter	Min.	Typ.	Max.	Unit
$V_{io}$	Input Offset Voltage $V_{CC}^+ = +15V$ , $V_{CC}^- = -15V$ , $V_{ic} = 0V$ $V_{CC}^+ = 5V$ , $V_{CC}^- = 0V$ , $V_{ic} = 0V$ , $V_o = 1.4V$ $V_{CC}^+ = +15V$ , $V_{CC}^- = -15V$ , $V_{ic} = 0V$ , $T_{min.} \leq T_{amb} \leq T_{max.}$		1 1	4.5 5 6.5	mV
$DV_{io}$	Input Offset Voltage Drift		10		$\mu V/^\circ C$
$I_{io}$	Input Offset Current ( $V_{ic} = 0V$ ) $T_{min.} \leq T_{amb} \leq T_{max.}$		5	20 40	nA
$I_{ib}$	Input Bias Current ( $V_{ic} = 0V$ ) $T_{min.} \leq T_{amb} \leq T_{max.}$		20	100 200	nA
$A_{vd}$	Large Signal Voltage Gain ( $R_L = 10k\Omega$ , $V_o = \pm 10V$ ) $T_{min.} \leq T_{amb} \leq T_{max.}$	50 25	100		V/mV
$V_{OH}$	High Level Output Voltage $V_{CC}^+ = 5V$ , $V_{CC}^- = 0V$ , $R_L = 10k\Omega$ $V_{CC}^+ = +15V$ , $V_{CC}^- = -15V$ , $R_L = 10k\Omega$ $V_{CC}^+ = +15V$ , $V_{CC}^- = -15V$ , $R_L = 10k\Omega$ , $T_{min.} \leq T_{amb} \leq T_{max.}$	3.5 13.6 13.3	4.2 14.2		V
$V_{OL}$	Low Level Output Voltage $V_{CC}^+ = 5V$ , $V_{CC}^- = 0V$ , $R_L = 10k\Omega$ $V_{CC}^+ = +15V$ , $V_{CC}^- = -15V$ , $R_L = 10k\Omega$ $V_{CC}^+ = +15V$ , $V_{CC}^- = -15V$ , $R_L = 10k\Omega$ , $T_{min.} \leq T_{amb} \leq T_{max.}$		0.1 -14	0.15 -13.6 -13.3	V
$I_{sc}$	Output Short Circuit Current ( $V_{id} = \pm 1V$ , $V_o = 0V$ ) Source Sink	3 15	6 27		mA
$V_{icm}$	Input Common Mode Voltage Range $T_{min.} \leq T_{amb} \leq T_{max.}$	$V_{CC}^-$ to $(V_{CC}^+ - 1.8)$ $V_{CC}^-$ to $(V_{CC}^+ - 2.2)$			V
CMR	Common-mode Rejection Ratio ( $V_{ic} = V_{icm \text{ min.}}$ )	80	100		dB
SVR	Supply Voltage Rejection Ratio ( $V_{CC} = \pm 5$ to $\pm 15V$ )	80	100		dB
$I_{CC}$	Supply Current $V_{CC}^+ = 5V$ , $V_{CC}^- = 0V$ , no load $V_{CC}^+ = +15V$ , $V_{CC}^- = -15V$ , no load $V_{CC}^+ = +15V$ , $V_{CC}^- = -15V$ , no load, $T_{min.} \leq T_{amb} \leq T_{max.}$		200 220	250 250 300	$\mu A$
SR	Slew Rate ( $V_i = \pm 10V$ , $R_L = 10k\Omega$ , $C_L = 100pF$ )	1.6	2		V/ $\mu s$
GBP	Gain Bandwidth Product $R_L = 10k\Omega$ , $C_L = 100pF$ , $f = 100kHz$	1.4	2.1		MHz
$\phi_m$	Phase Margin ( $R_L = 10k\Omega$ , $C_L = 100pF$ )		45		Degrees
$e_n$	Equivalent Input Noise Voltage ( $f = 1kHz$ )		29		$\frac{nV}{\sqrt{Hz}}$
THD	Total Harmonic Distortion		0.05		%
$V_{O1}/V_{O2}$	Channel Separation		120		dB

**PACKAGE MECHANICAL DATA**  
14 PINS - PLASTIC DIP



Dimensions	Millimeters			Inches		
	Min.	Typ.	Max.	Min.	Typ.	Max.
a1	0.51			0.020		
B	1.39		1.65	0.055		0.065
b		0.5			0.020	
b1		0.25			0.010	
D			20			0.787
E		8.5			0.335	
e		2.54			0.100	
e3		15.24			0.600	
F			7.1			0.280
i			5.1			0.201
L		3.3			0.130	
Z	1.27		2.54	0.050		0.100

**PACKAGE MECHANICAL DATA**  
14 PINS - PLASTIC MICROPACKAGE (SO)



Dimensions	Millimeters			Inches		
	Min.	Typ.	Max.	Min.	Typ.	Max.
A			1.75			0.069
a1	0.1		0.2	0.004		0.008
a2			1.6			0.063
b	0.35		0.46	0.014		0.018
b1	0.19		0.25	0.007		0.010
C		0.5			0.020	
c1	45° (typ.)					
D (1)	8.55		8.75	0.336		0.344
E	5.8		6.2	0.228		0.244
e		1.27			0.050	
e3		7.62			0.300	
F (1)	3.8		4.0	0.150		0.157
G	4.6		5.3	0.181		0.208
L	0.5		1.27	0.020		0.050
M			0.68			0.027
S	8° (max.)					

Note : (1) D and F do not include mold flash or protrusions - Mold flash or protrusions shall not exceed 0.15mm (.066 inc) ONLY FOR DATA BOOK.

Information furnished is believed to be accurate and reliable. However, STMicroelectronics assumes no responsibility for the consequences of use of such information nor for any infringement of patents or other rights of third parties which may result from its use. No license is granted by implication or otherwise under any patent or patent rights of STMicroelectronics. Specifications mentioned in this publication are subject to change without notice. This publication supersedes and replaces all information previously supplied. STMicroelectronics products are not authorized for use as critical components in life support devices or systems without express written approval of STMicroelectronics.

© The ST logo is a registered trademark of STMicroelectronics

© 2002 STMicroelectronics - Printed in Italy - All Rights Reserved  
STMicroelectronics GROUP OF COMPANIES

Australia - Brazil - Canada - China - Finland - France - Germany - Hong Kong - India - Israel - Italy - Japan - Malaysia  
Malta - Morocco - Singapore - Spain - Sweden - Switzerland - United Kingdom - United States

© <http://www.st.com>



## X-ON Electronics

Largest Supplier of Electrical and Electronic Components

*Click to view similar products for [Operational Amplifiers - Op Amps](#) category:*

*Click to view products by [STMicroelectronics](#) manufacturer:*

Other Similar products are found below :

[NCV33072ADR2G](#) [LM358SNG](#) [430227FB](#) [UPC824G2-A](#) [LT1678IS8](#) [042225DB](#) [058184EB](#) [UPC822G2-A](#) [UPC259G2-A](#) [UPC258G2-A](#)  
[NCV33202DMR2G](#) [NTE925](#) [AZV358MTR-G1](#) [AP4310AUMTR-AG1](#) [HA1630D02MMEL-E](#) [HA1630S01LPEL-E](#) [SCY33178DR2G](#)  
[NJU77806F3-TE1](#) [NCV5652MUTWG](#) [NCV20034DR2G](#) [LM324EDR2G](#) [LM2902EDR2G](#) [NTE7155](#) [NTE778S](#) [NTE871](#) [NTE924](#) [NTE937](#)  
[MCP6V17T-E/MNY](#) [MCP6V19-E/ST](#) [MXD8011HF](#) [MCP6V17T-E/MS](#) [SCY6358ADR2G](#) [ADA4523-1BCPZ](#) [LTC2065HUD#PBF](#)  
[ADA4523-1BCPZ-RL7](#) [2SD965T-R](#) [RS6332PXK](#) [BDM8551](#) [BDM321](#) [MD1324](#) [COS8052SR](#) [COS8552SR](#) [COS8554SR](#) [COS2177SR](#)  
[COS2353SR](#) [COS724TR](#) [ASOPD4580S-R](#) [RS321BKXF](#) [ADA4097-1HUIJZ-RL7](#) [NCS20282FCTTAG](#)