


## 500 W fully digital AC-DC power supply (D-SMPS) based on STM32F334C8 microcontroller

Data brief



### Description

The STEVAL-ISA147V3 is a digital switch mode AC-DC converter consisting of two power stages: an input semi-bridgeless power factor corrector (SBPFC) controlled by an STM32F051K8, and a regulation stage implemented with an LLC half bridge with synchronous rectification (SR), controlled by an STM32F334C8 microcontroller.

This 500 W AC-DC converter uses the so-called bridgeless PFC topology, with the advantage of lower conduction losses and higher efficiency by eliminating the need for a diode rectifier stage. This choice also allows a reduced component count compared to a standard PFC.

The input stage is typically controlled using an outer voltage loop for bus voltage regulation and an inner control loop to shape the current according to a sinusoidal waveform. The outer loop adjusts the current reference in order to maintain a regulated bus voltage, independent of load or input voltage variations. The output isolation and regulation stage is implemented using a half-bridge LLC topology, operating with constant duty cycle and variable frequency control.

### Features

- Input AC voltage: 90 V to 264 V
- Input AC frequency: 45 Hz to 65 Hz
- Nominal power: 500 W
- Output voltage: 12 V
- Semi-Bridgeless PFC stage
- DC-DC stage: resonant LLC with synchronous rectification
- Peak efficiency: 94%
- PFC switching frequency: 60 kHz
- DC-DC switching frequency: 80 kHz to 115 kHz (burst mode above)
- HF transformer isolation voltage: 4 kV
- Cooling: natural convection up to 300 W, forced cooling above 300 W
- PFC control: managed by STM32F051K8
- LLC control: managed by STM32F334C8
- Input short-circuit protection
- Input under/overvoltage protection
- Input under/overfrequency protection
- DC Bus under/overvoltage protection
- Output short-circuit protection
- Output under/overvoltage protection
- Overtemperature protection
- RoHS compliant

## 1 Description continued

The DC-DC stage performs voltage step-down using an HF transformer with a primary to secondary turn ratio chosen to maintain good efficiency and regulation over the entire operating range. The transformer is supplied with a square wave voltage generated by the primary side active switches. On the secondary side, this voltage waveform is rectified and then smoothed by the output filter; on the primary side, switching losses are reduced thanks to zero voltage switching (ZVS). On the secondary side, synchronous rectification (SR) is used to ensure low conduction losses. The overall effect of these design choices is high system efficiency, in line with the stringent requirements of the power supply industry.

The system is controlled by two microcontrollers from the STM32 product family. On the primary side, an STM32F051K8 controls the bridgeless PFC by sampling the current of the two MOSFETs, the input AC voltage and the output bus voltage. Two control signals, PWM1 and PWM2, are then generated to drive two power switches. On the secondary side, an STM32F334C8 microcontroller samples the output voltage and adjusts the frequency of the LLC bridge control signals to ensure stable operation throughout the overall load range. In addition, two ADC channels are used to sample the rising and falling edges of the drain-to-source voltage of the SR MOSFETs. The two microcontrollers exchange information about the status of the input and output power stage via bidirectional serial communication.

Both the power stage and control stage are supplied by an offline flyback circuit which provides a suitable, regulated voltage to the microcontrollers, the gate drive ICs and signal conditioning circuits.

# 2 Schematic diagram

Figure 1: STEVAL-ISA147V3 circuit schematic (1 of 6)

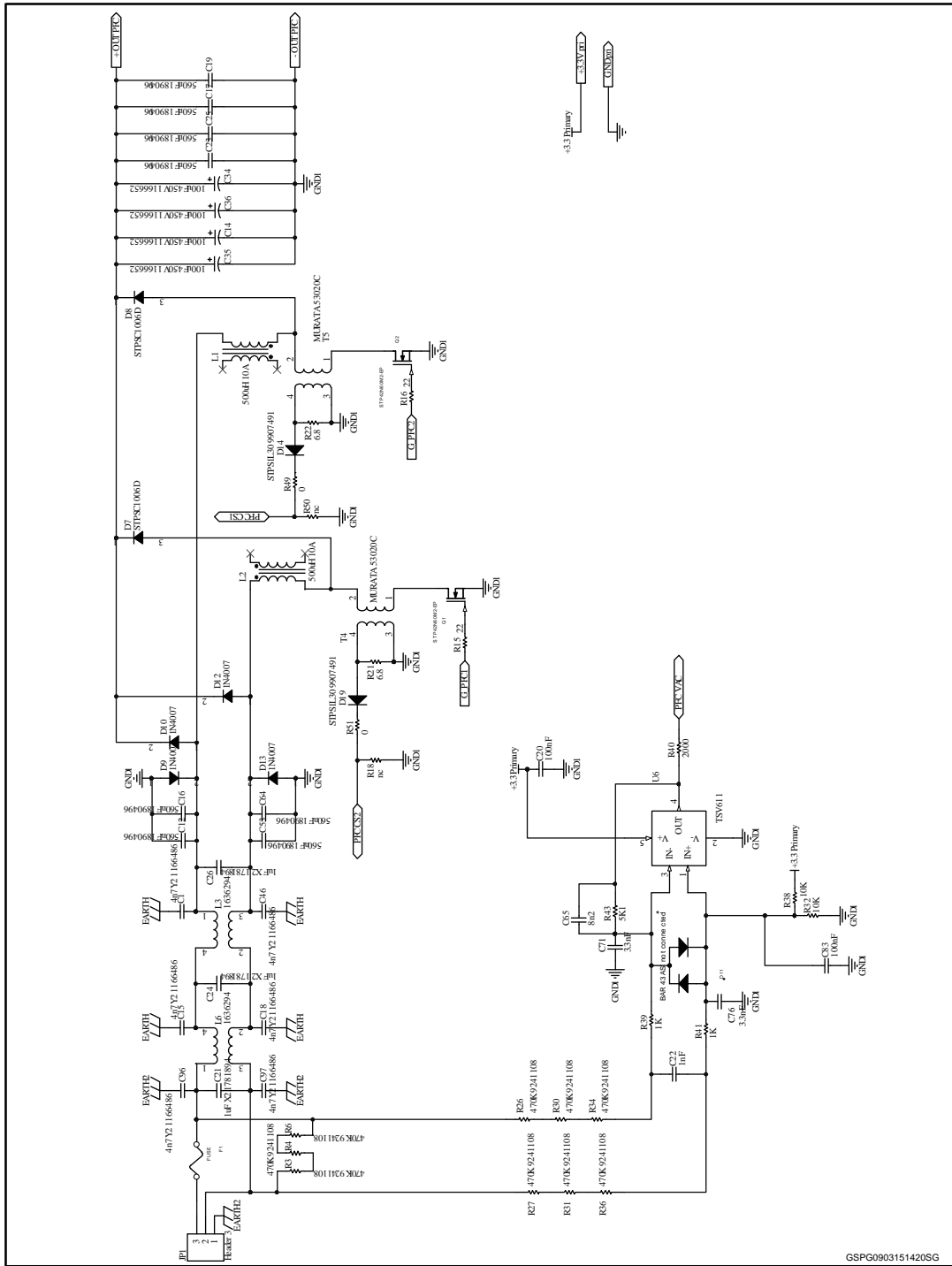


Figure 2: STEVAL-ISA147V3 circuit schematic (2 of 6)

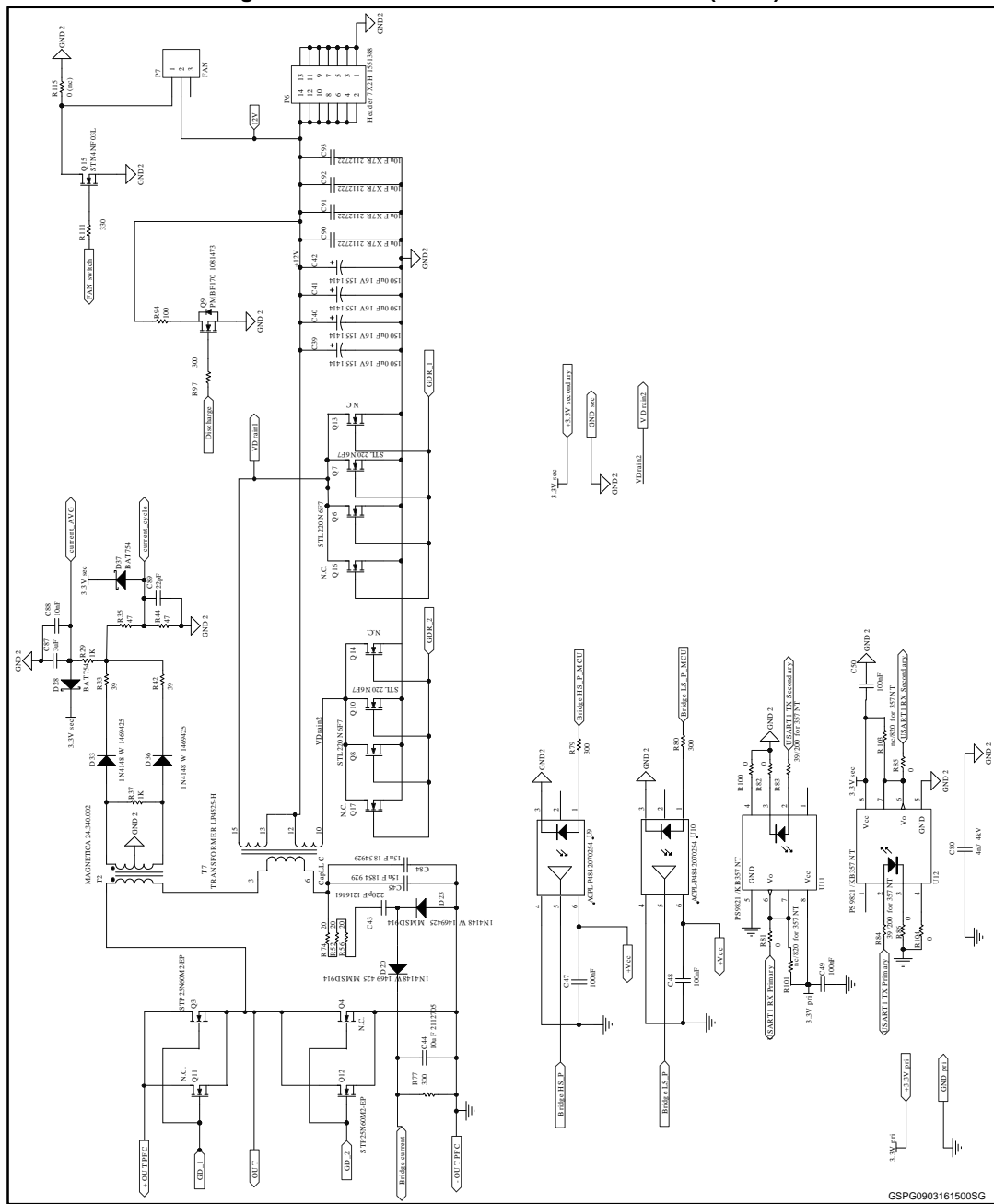


Figure 3: STEVAL-ISA147V3 circuit schematic (3 of 6)

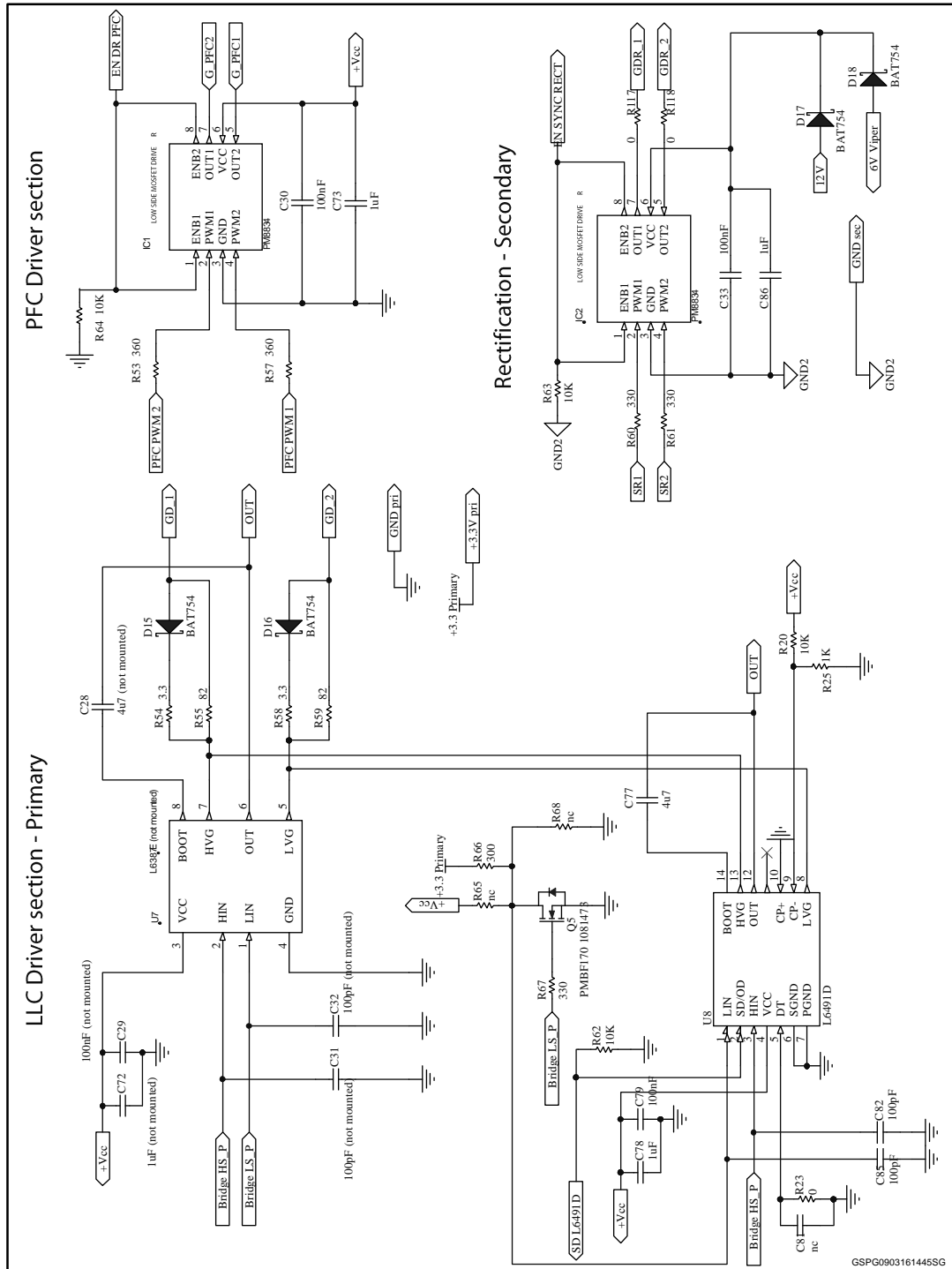
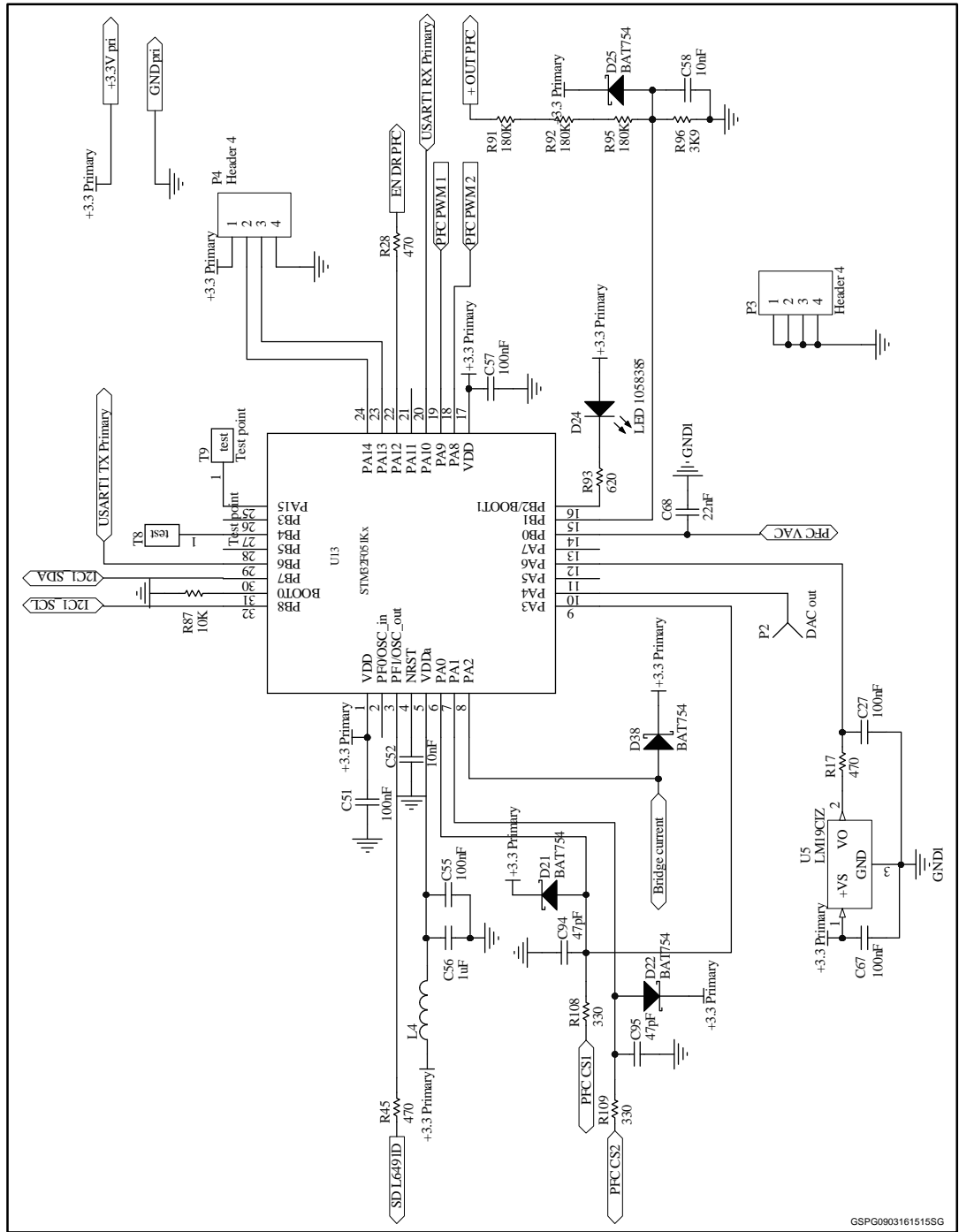


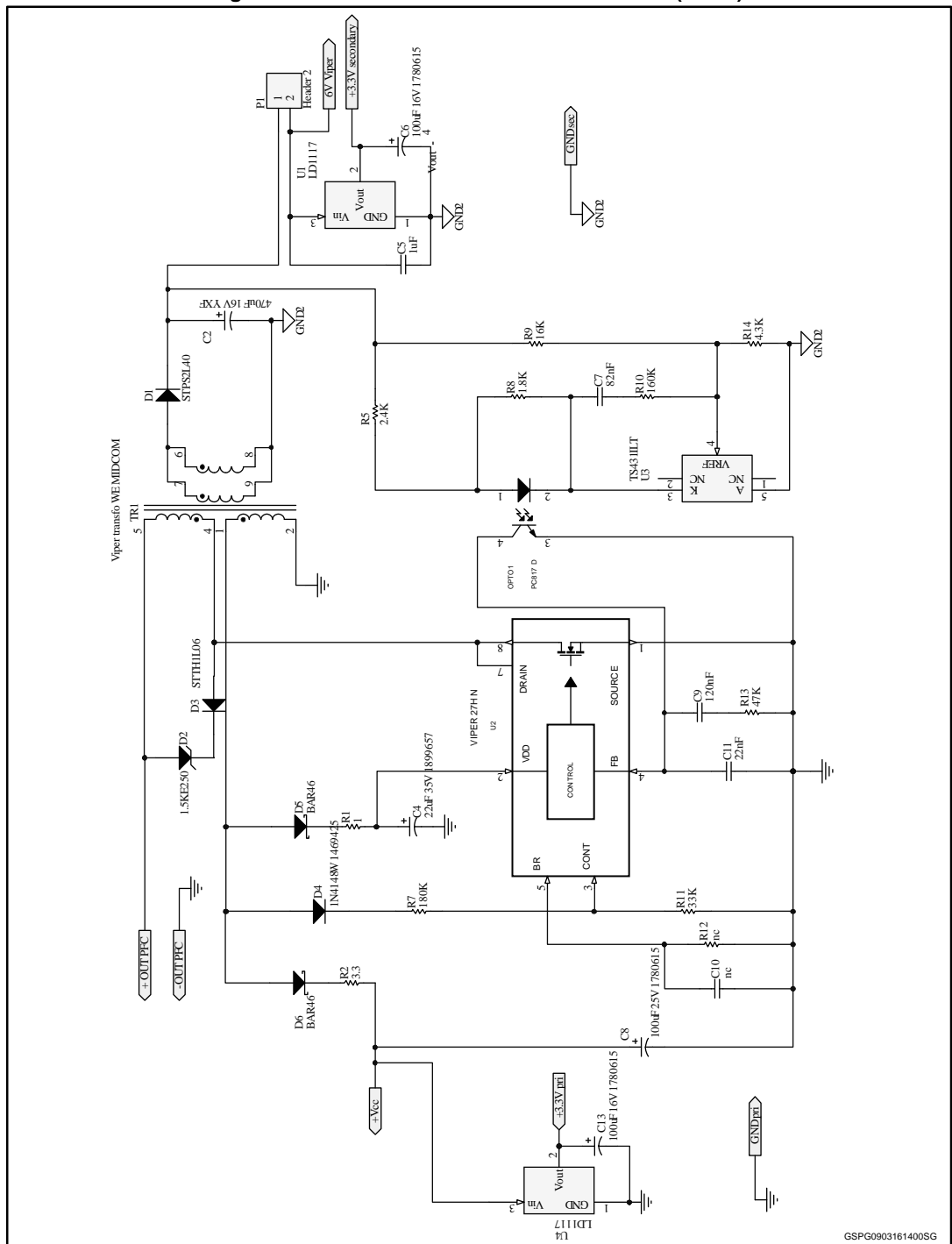
Figure 4: STEVAL-ISA147V3 circuit schematic (4 of 6)



GSPG0903161515SG



Figure 6: STEVAL-ISA147V3 circuit schematic (6 of 6)



GSPG0903161400SG



### 3 Revision history

Table 1: Document revision history

Date	Version	Changes
11-Mar-2016	1	Initial release.

**IMPORTANT NOTICE – PLEASE READ CAREFULLY**

STMicroelectronics NV and its subsidiaries ("ST") reserve the right to make changes, corrections, enhancements, modifications, and improvements to ST products and/or to this document at any time without notice. Purchasers should obtain the latest relevant information on ST products before placing orders. ST products are sold pursuant to ST's terms and conditions of sale in place at the time of order acknowledgement.

Purchasers are solely responsible for the choice, selection, and use of ST products and ST assumes no liability for application assistance or the design of Purchasers' products.

No license, express or implied, to any intellectual property right is granted by ST herein.

Resale of ST products with provisions different from the information set forth herein shall void any warranty granted by ST for such product.

ST and the ST logo are trademarks of ST. All other product or service names are the property of their respective owners.

Information in this document supersedes and replaces information previously supplied in any prior versions of this document.

© 2016 STMicroelectronics – All rights reserved

## X-ON Electronics

Largest Supplier of Electrical and Electronic Components

*Click to view similar products for [Power Management IC Development Tools](#) category:*

*Click to view products by [STMicroelectronics](#) manufacturer:*

Other Similar products are found below :

[EVAL-ADM1168LQEBZ](#) [EVB-EP5348UI](#) [MIC23451-AAAYFL EV](#) [MIC5281YMME EV](#) [DA9063-EVAL](#) [ADP122-3.3-EVALZ](#) [ADP130-0.8-EVALZ](#) [ADP130-1.2-EVALZ](#) [ADP130-1.5-EVALZ](#) [ADP130-1.8-EVALZ](#) [ADP1712-3.3-EVALZ](#) [ADP1714-3.3-EVALZ](#) [ADP1715-3.3-EVALZ](#) [ADP1716-2.5-EVALZ](#) [ADP1740-1.5-EVALZ](#) [ADP1752-1.5-EVALZ](#) [ADP1828LC-EVALZ](#) [ADP1870-0.3-EVALZ](#) [ADP1871-0.6-EVALZ](#) [ADP1873-0.6-EVALZ](#) [ADP1874-0.3-EVALZ](#) [ADP1882-1.0-EVALZ](#) [ADP199CB-EVALZ](#) [ADP2102-1.25-EVALZ](#) [ADP2102-1.875EVALZ](#) [ADP2102-1.8-EVALZ](#) [ADP2102-2-EVALZ](#) [ADP2102-3-EVALZ](#) [ADP2102-4-EVALZ](#) [ADP2106-1.8-EVALZ](#) [ADP2147CB-110EVALZ](#) [AS3606-DB](#) [BQ24010EVM](#) [BQ24075TEVM](#) [BQ24155EVM](#) [BQ24157EVM-697](#) [BQ24160EVM-742](#) [BQ24296MEVM-655](#) [BQ25010EVM](#) [BQ3055EVM](#) [NCV891330PD50GEVB](#) [ISLUSBI2CKIT1Z](#) [LM2744EVAL](#) [LM2854EVAL](#) [LM3658SD-AEV/NOPB](#) [LM3658SDEV/NOPB](#) [LM3691TL-1.8EV/NOPB](#) [LM4510SDEV/NOPB](#) [LM5033SD-EVAL](#) [LP38512TS-1.8EV](#)