


5V/8A, synchronous flyback converter, Power over Ethernet (PoE) IEEE 802.3bt compliant reference design



Features

- **PM8805** 4-pair IEEE 802.3bt compliant PD interface
- Works with power supplied from Ethernet LAN cables or local auxiliary sources
- Line input voltage range: 40 to 60 V_{DC}
- Output stage managed by configurable **PM8804** controller
- Output voltage: 5 V_{DC} ±2.5%
- Output current: 8 A
- Peak-to-peak output ripple: <50 mV
- DC-DC full load efficiency: >91%
- Overall full load efficiency: >90%
- Transient response ΔV pk-pk 100% to 50% load step \approx 700 mV
- Switching frequency \approx 280 KHz

Description

The **STEVAL-POE002V1** reference design is a two-stage converter for a powered device (PD), and is able to deliver up to 40 W (5 V/8 A) DC from appropriate 4-pair PoE power sourcing equipment (PSE), or an external auxiliary supply.

The first stage is the Ethernet interface is based on the **PM8805** controller with integrated full active bridge rectification. The PoE controller is compliant with the third generation IEEE 802.3bt specification (as well as the preceding 802.3af/at standards), with improved features and increased power capacity that allow new application possibilities for PoE networks, including point of sales and retail logistics devices.

The second stage is the DC-DC converter designed around a fixed frequency flyback topology managed by the configurable **PM8804** PWM controller, with secondary synchronous rectification via a gate driver transformer.

Product summary	
PoE-PD converter based on PM8804 and PM8805	STEVAL-POE002V1
PWM peak current mode controller for PoE and telecom systems	PM8804
IEEE802.3bt PoE-PD interface with integrated dual-active bridge	PM8805

1 STEVAL-POE002V1 schematic diagrams

Figure 1. STEVAL-POE002V1 circuit schematic (1 of 4)

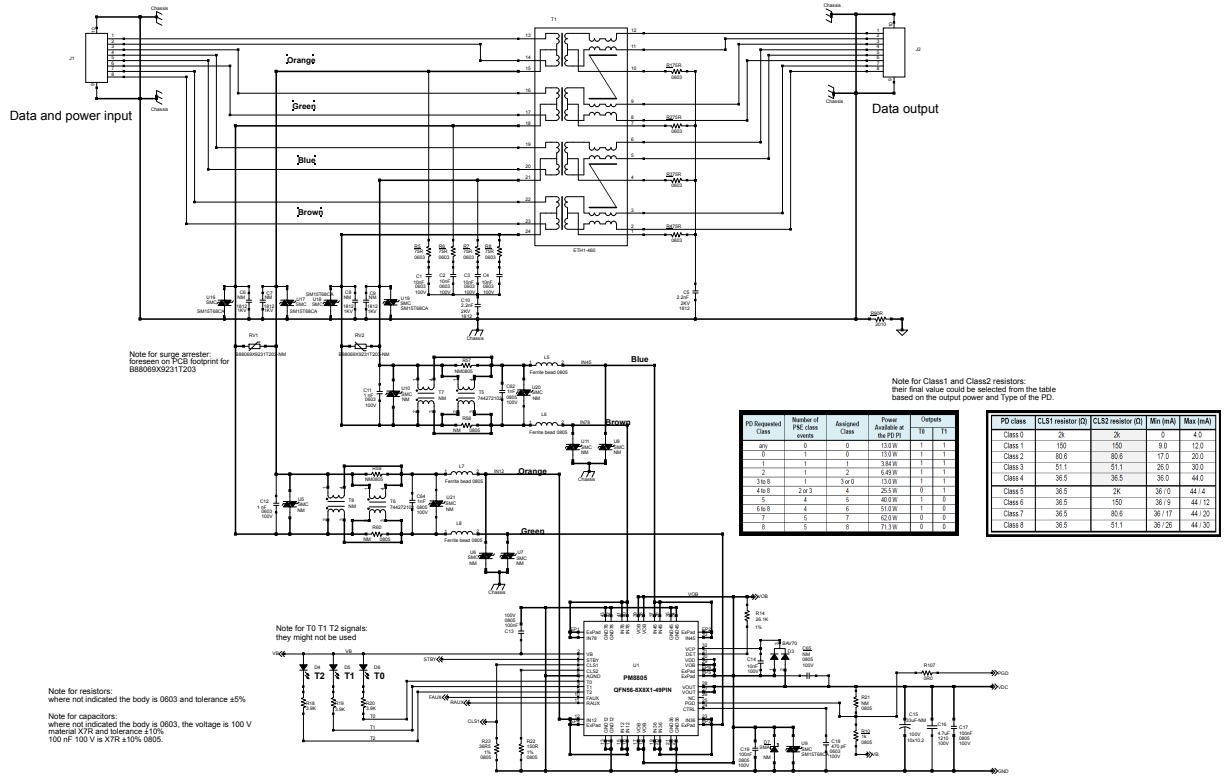


Figure 2. STEVAL-POE002V1 circuit schematic (2 of 4)

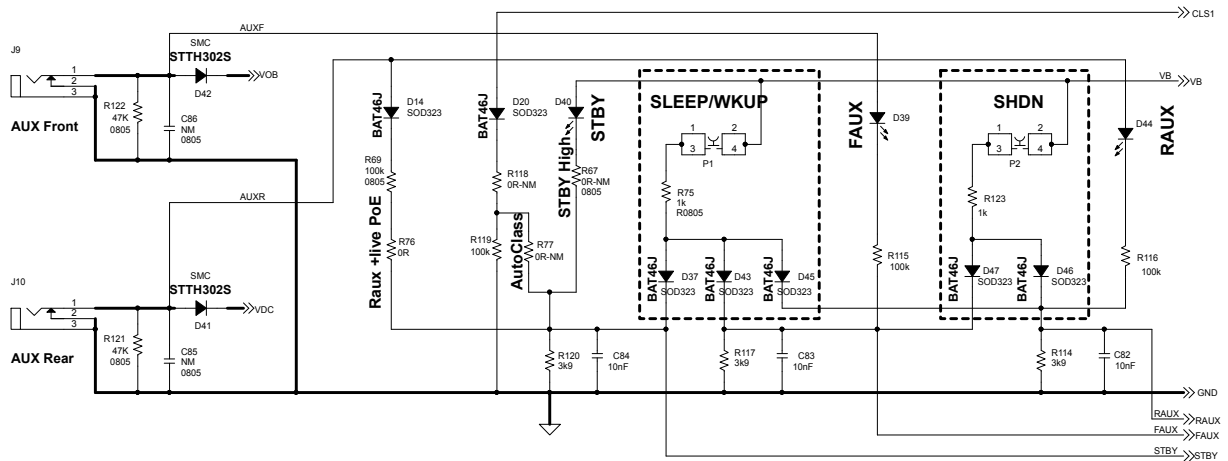


Figure 3. STEVAL-POE002V1 circuit schematic (3 of 4)

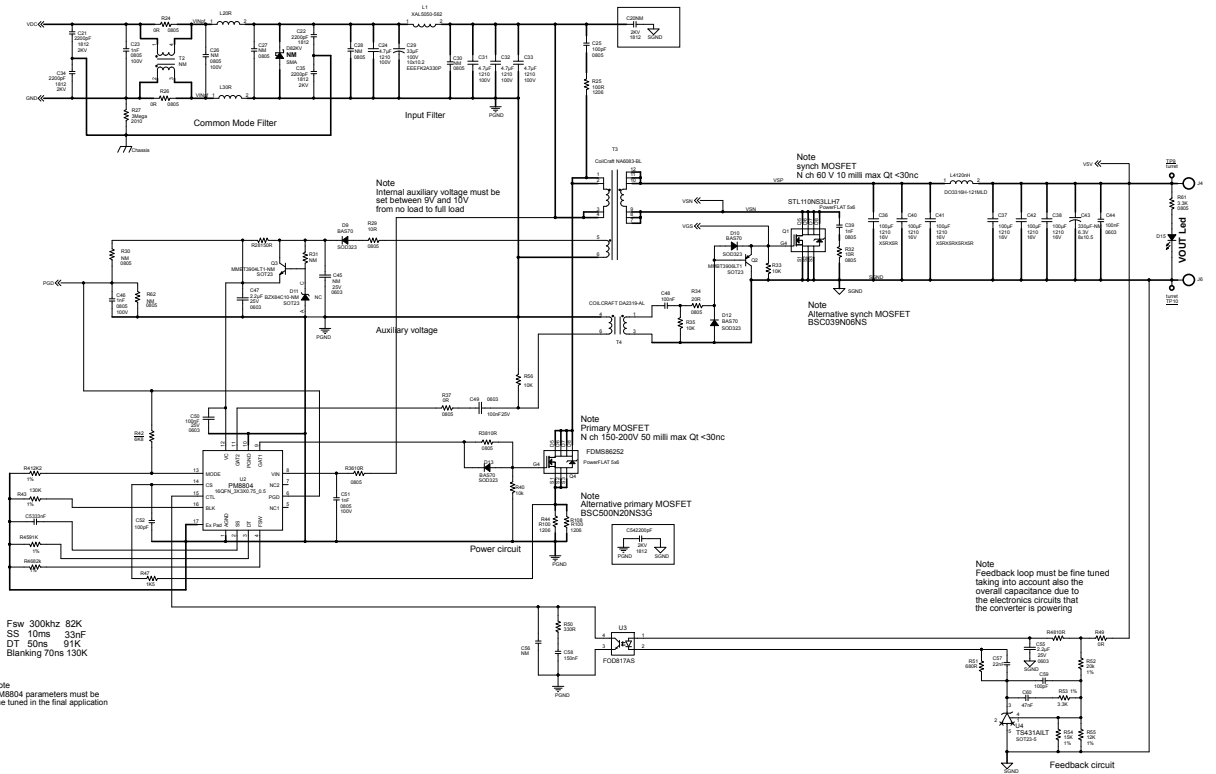
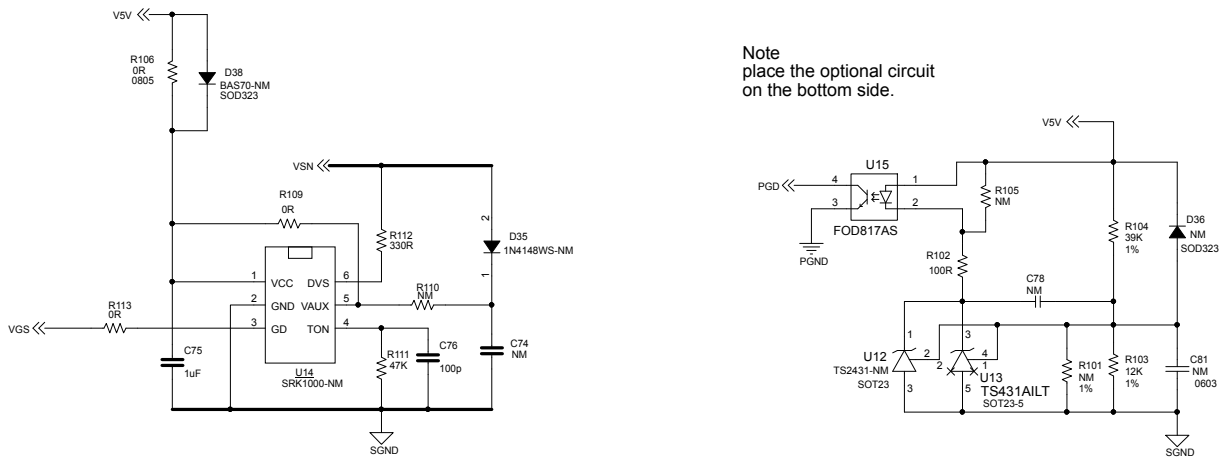


Figure 4. STEVAL-POE002V1 circuit schematic (4 of 4)



Revision history

Table 1. Document revision history

Date	Version	Changes
16-Oct-2018	1	Initial release.
02-May-2019	2	Updated cover page title and Description

IMPORTANT NOTICE – PLEASE READ CAREFULLY

STMicroelectronics NV and its subsidiaries (“ST”) reserve the right to make changes, corrections, enhancements, modifications, and improvements to ST products and/or to this document at any time without notice. Purchasers should obtain the latest relevant information on ST products before placing orders. ST products are sold pursuant to ST’s terms and conditions of sale in place at the time of order acknowledgement.

Purchasers are solely responsible for the choice, selection, and use of ST products and ST assumes no liability for application assistance or the design of Purchasers’ products.

No license, express or implied, to any intellectual property right is granted by ST herein.

Resale of ST products with provisions different from the information set forth herein shall void any warranty granted by ST for such product.

ST and the ST logo are trademarks of ST. For additional information about ST trademarks, please refer to www.st.com/trademarks. All other product or service names are the property of their respective owners.

Information in this document supersedes and replaces information previously supplied in any prior versions of this document.

© 2019 STMicroelectronics – All rights reserved

X-ON Electronics

Largest Supplier of Electrical and Electronic Components

Click to view similar products for [Power Management IC Development Tools](#) *category:*

Click to view products by [STMicroelectronics](#) *manufacturer:*

Other Similar products are found below :

[EVAL-ADM1168LQEBZ](#) [EVB-EP5348UI](#) [MIC23451-AAAYFL EV](#) [MIC5281YMME EV](#) [DA9063-EVAL](#) [ADP122-3.3-EVALZ](#) [ADP130-0.8-EVALZ](#) [ADP130-1.2-EVALZ](#) [ADP130-1.5-EVALZ](#) [ADP130-1.8-EVALZ](#) [ADP1712-3.3-EVALZ](#) [ADP1714-3.3-EVALZ](#) [ADP1715-3.3-EVALZ](#) [ADP1716-2.5-EVALZ](#) [ADP1740-1.5-EVALZ](#) [ADP1752-1.5-EVALZ](#) [ADP1828LC-EVALZ](#) [ADP1870-0.3-EVALZ](#) [ADP1871-0.6-EVALZ](#) [ADP1873-0.6-EVALZ](#) [ADP1874-0.3-EVALZ](#) [ADP1882-1.0-EVALZ](#) [ADP199CB-EVALZ](#) [ADP2102-1.25-EVALZ](#) [ADP2102-1.875EVALZ](#) [ADP2102-1.8-EVALZ](#) [ADP2102-2-EVALZ](#) [ADP2102-3-EVALZ](#) [ADP2102-4-EVALZ](#) [ADP2106-1.8-EVALZ](#) [ADP2147CB-110EVALZ](#) [AS3606-DB](#) [BQ24010EVM](#) [BQ24075TEVM](#) [BQ24155EVM](#) [BQ24157EVM-697](#) [BQ24160EVM-742](#) [BQ24296MEVM-655](#) [BQ25010EVM](#) [BQ3055EVM](#) [NCV891330PD50GEVB](#) [ISLUSBI2CKIT1Z](#) [LM2744EVAL](#) [LM2854EVAL](#) [LM3658SD-AEV/NOPB](#) [LM3658SDEV/NOPB](#) [LM3691TL-1.8EV/NOPB](#) [LM4510SDEV/NOPB](#) [LM5033SD-EVAL](#) [LP38512TS-1.8EV](#)