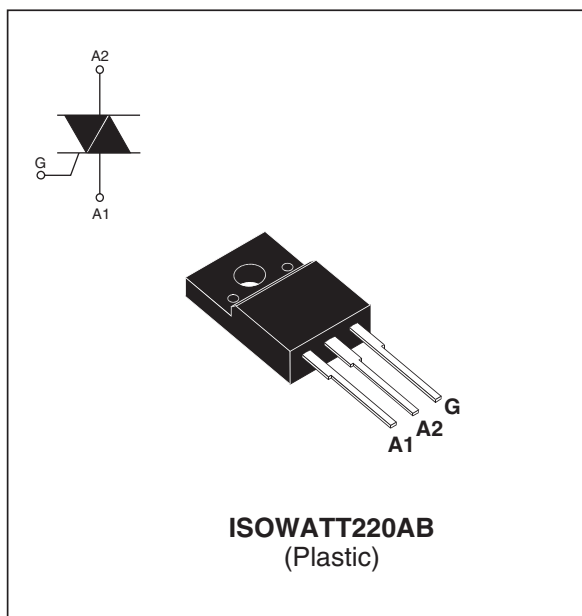


8A SNUBBERLESS™ TRIAC
MAIN FEATURES

Symbol	Value	Unit
$I_{T(RMS)}$	8	A
V_{DRM}/V_{RRM}	600 and 800	V
I_{GT}	20 to 30	mA

DESCRIPTION

Based on ST' Snubberless technology providing high commutation performances, the T820-600W/800W are specially recommended for use on inductive loads, thanks to their high commutation performances, such as washing-machines drum motor controllers. They comply with UL standards (ref. E81734).


ABSOLUTE RATINGS (limiting values)

Symbol	Parameter		Value	Unit	
$I_{T(RMS)}$	RMS on-state current (Full sine wave)		$T_c = 100^\circ\text{C}$ 8	A	
I_{TSM}	Non repetitive surge peak on-state current (Full cycle, T_j initial = 25°C)	F = 50Hz	t = 20ms	100	A
		F = 60Hz	t = 16.7ms	105	
I^2t	I^2t Value for fusing	tp = 10 ms		55	A ² s
di/dt	Critical rate of rise of on-state current $I_G = 2 \times I_{GT}$, tr ≤ 100ns	F = 120 Hz	$T_j = 125^\circ\text{C}$	50	A/μs
V_{DSM}/V_{RSM}	Non repetitive surge peak off-state voltage	tp = 10ms	$T_j = 25^\circ\text{C}$	$V_{DRM}/V_{RRM} + 100$	V
I_{GM}	Peak gate current	tp = 20μs	$T_j = 125^\circ\text{C}$	4	A
$P_{G(AV)}$	Average gate power dissipation		$T_j = 125^\circ\text{C}$	1	W
T_{stg} T_j	Storage junction temperature range Operating junction temperature range			- 40 to + 150 - 40 to + 125	°C

T820W / T830W

ELECTRICAL CHARACTERISTICS (T_j = 25°C, unless otherwise specified)

Symbol	Test Conditions	Quadrant		T820	T830	Unit
I _{GT} ⁽¹⁾	V _D =12V R _L =33Ω	I-II-III	MAX.	20	30	mA
V _{GT}		I-II-III	MAX.	1.3		V
V _{GD}	V _D =V _{DRM} R _L =3.3kΩ T _j = 125°C	I-II-III	MIN.	0.2		V
I _H ⁽²⁾	I _T = 250mA		MAX.	35	50	mA
I _L	I _G = 1.2I _{GT}	I - III	MAX.	50	70	mA
		II	MAX.	60	80	mA
dV/dt ⁽²⁾	V _D =67% V _{DRM} Gate open T _j = 125°C		MIN.	300	500	V/μs
(di/dt) _c ⁽²⁾	Without snubber T _j = 125°C		MIN.	4.5	5.5	A/ms

STATIC CHARACTERISTICS

Symbol	Test Conditions			Value	Unit
V _{TM} ⁽²⁾	I _{TM} = 11A t _p = 380μs	T _j = 25°C	MAX.	1.4	V
V _{TO} ⁽²⁾	Threshold voltage	T _j = 125°C	MAX.	0.85	V
R _d ⁽²⁾	Dynamic resistance	T _j = 125°C	MAX.	40	mΩ
I _{DRM} I _{RRM}	V _{DRM} = V _{RRM}	T _j = 25°C T _j = 125°C	MAX	5 1	μA mA

Note 1: Minimum IGT is guaranteed at 5% of IGT max.

Note 2: For both polarities of A2 referenced to A1.

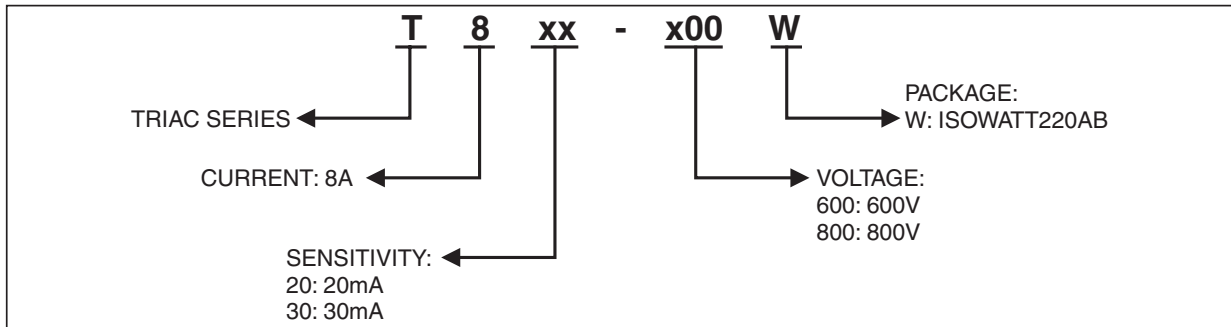
THERMAL RESISTANCES

Symbol	Parameter	Value	Unit
R _{th(j-a)}	Junction to ambient	60	°C/W
R _{th(j-c)}	Junction to case (AC)	3.1	°C/W

PRODUCT SELECTOR

Part Number	Voltage	Sensitivity	Type	Package
T820-600W	600V	20 mA	Snubberless	ISOWATT220AB
T820-800W	800V	20 mA	Snubberless	ISOWATT220AB
T830-600W	600V	30 mA	Snubberless	ISOWATT220AB
T830-800W	800V	30 mA	Snubberless	ISOWATT220AB

ORDERING INFORMATION



OTHER INFORMATION

Part Number	Marking	Weight	Base quantity	Packing mode
T820-600W	T820600W	2.3 g	50	Tube
T820-800W	T820800W	2.3 g	50	Tube
T830-600W	T830600W	2.3 g	50	Tube
T830-800W	T830800W	2.3 g	50	Tube

Fig. 1: Maximum power dissipation versus RMS on-state current.

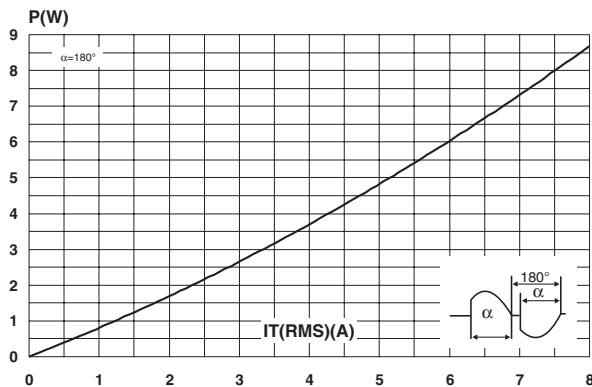


Fig. 3: Relative variation of thermal impedance versus pulse duration.

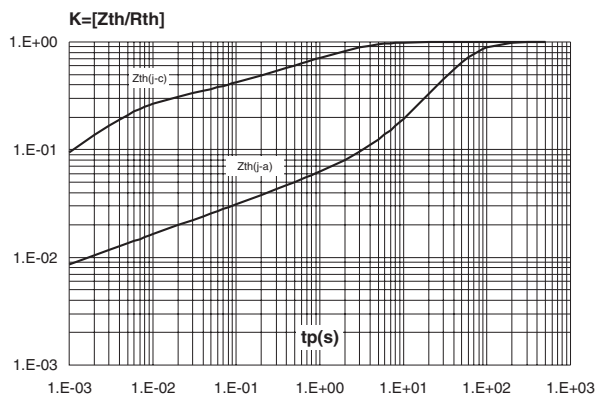


Fig. 2: RMS on-state current versus case temperature.

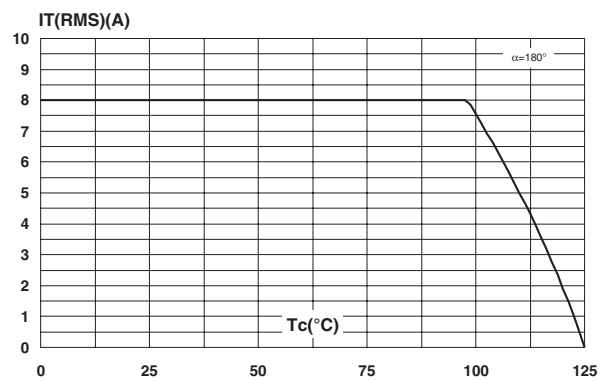


Fig. 4: On-state characteristics (maximum values).

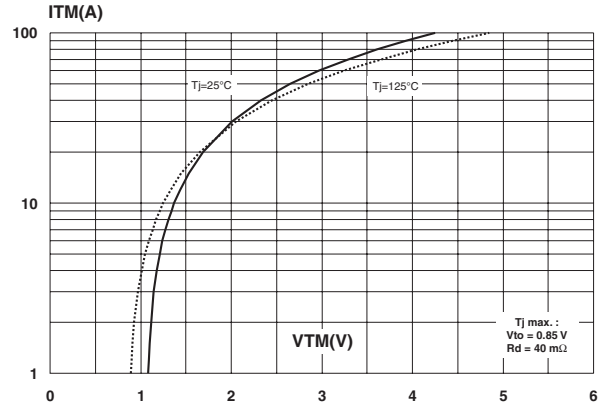


Fig. 5: Surge peak on-state current versus number of cycles.

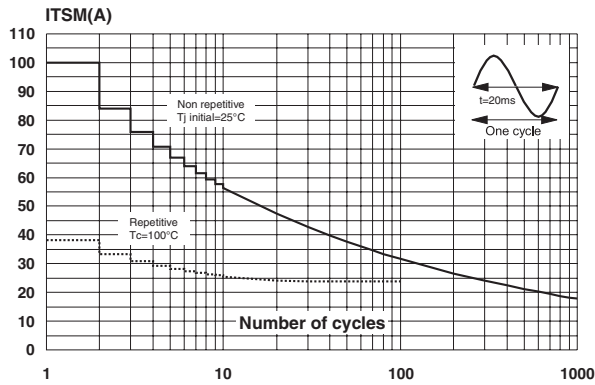


Fig. 7: Relative variation of gate trigger current, holding current and latching current versus junction temperature (typical values).

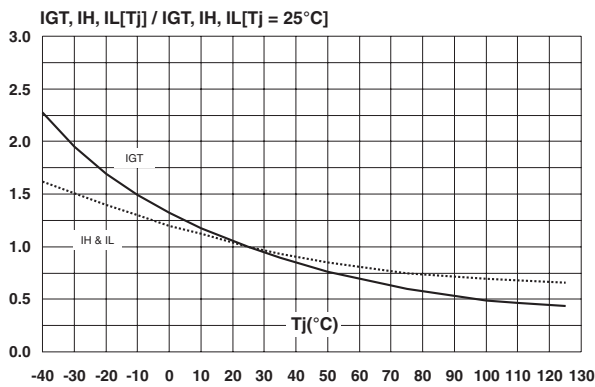


Fig. 9: Relative variation of critical rate of decrease of main current versus junction temperature.

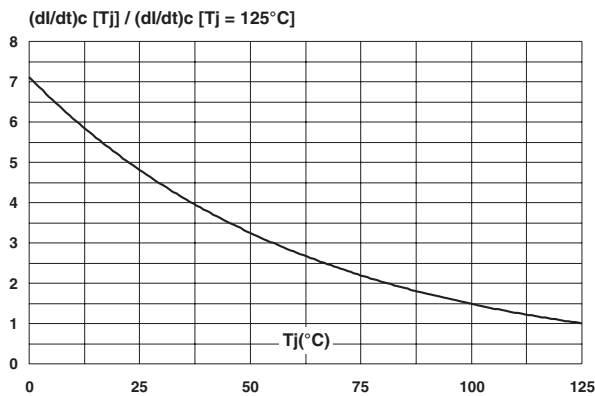


Fig. 6: Non repetitive surge peak on-state current for a sinusoidal pulse with width $t_p < 10\text{ms}$, and corresponding value of I^2t .

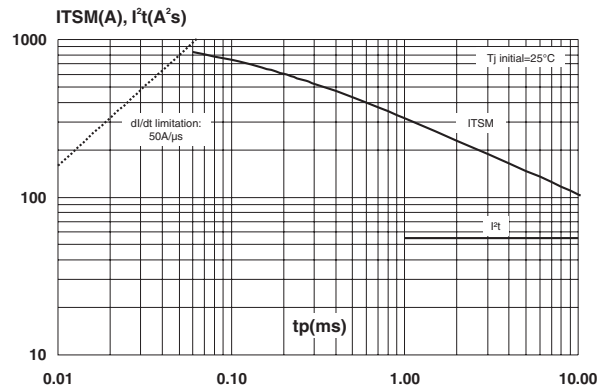
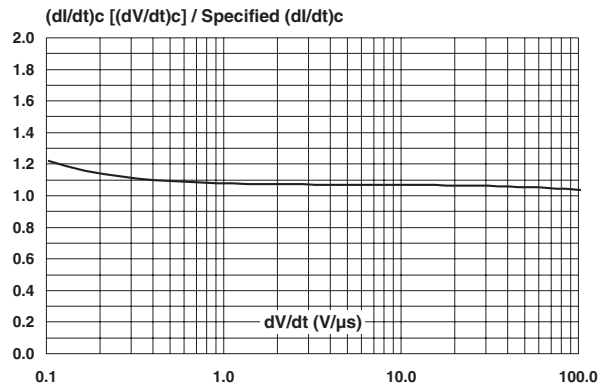
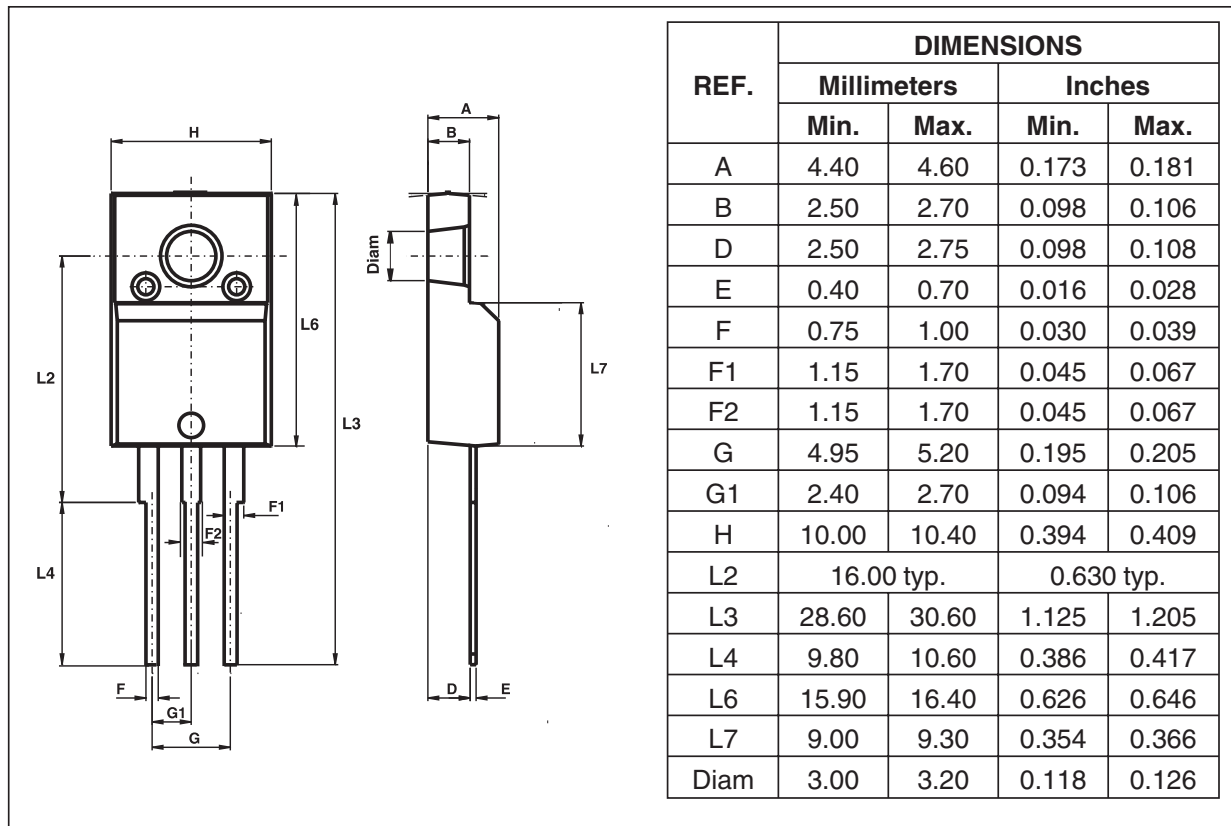


Fig. 8: Relative variation of critical rate of decrease of main current versus reapplied dV/dt (typical values).



PACKAGE MECHANICAL DATA
 ISOWATT220AB


- Cooling method : C
- Recommended torque value : 0.55 m.N.
- Maximum torque value : 0.70 m.N.

Information furnished is believed to be accurate and reliable. However, STMicroelectronics assumes no responsibility for the consequences of use of such information nor for any infringement of patents or other rights of third parties which may result from its use. No license is granted by implication or otherwise under any patent or patent rights of STMicroelectronics. Specifications mentioned in this publication are subject to change without notice. This publication supersedes and replaces all information previously supplied. STMicroelectronics products are not authorized for use as critical components in life support devices or systems without express written approval of STMicroelectronics.

The ST logo is a registered trademark of STMicroelectronics.

All other names are the property of their respective owners.

© 2004 STMicroelectronics - All rights reserved.

STMicroelectronics GROUP OF COMPANIES

Australia - Belgium - Brazil - Canada - China - Czech Republic - Finland - France - Germany -
 Hong Kong - India - Israel - Italy - Japan - Malaysia - Malta - Morocco - Singapore - Spain -
 Sweden - Switzerland - United Kingdom - United States

www.st.com

X-ON Electronics

Largest Supplier of Electrical and Electronic Components

Click to view similar products for [Triacs](#) category:

Click to view products by [STMicroelectronics](#) manufacturer:

Other Similar products are found below :

[T2035H-6G](#) [BT137-600-0Q](#) [Z0409MF0AA2](#) [Z0109NA 2AL2](#) [ACST1635T-8FP](#) [BCR20RM-30LA#B00](#) [CMA60MT1600NHR](#) [NTE5611](#)
[NTE5612](#) [NTE5613](#) [NTE5621](#) [NTE5623](#) [NTE5629](#) [NTE5638-08](#) [NTE5688](#) [NTE5689](#) [NTE5690](#) [BTA312-600CT.127](#) [T1210T-8G-TR](#)
[T2535T-8I](#) [T2535T-8T](#) [TN4050-12WL](#) [MAC4DLM-1G](#) [BT137-600E,127](#) [BT137X-600D](#) [BT148W-600R,115](#) [BT258-500R,127](#) [BTA08-](#)
[800BW3G](#) [BTA140-800,127](#) [BTA30-600CW3G](#) [BTA30-600CW3G](#) [BTB08-800BW3G](#) [BTB16-600CW3G](#) [BTB16-600CW3G](#)
[Z0410MF0AA2](#) [Z0109MN,135](#) [T825T-6I](#) [T1635T-6I](#) [T1220T-6I](#) [NTE5638](#) [TYN612MRG](#) [TYN1225RG](#) [TPDV840RG](#) [ACST1235-8FP](#)
[ACS302-6T3-TR](#) [BT134-600D,127](#) [BT134-600G,127](#) [BT136X-600E,127](#) [BT139X-800,127](#) [BTA04-700SRG](#)