



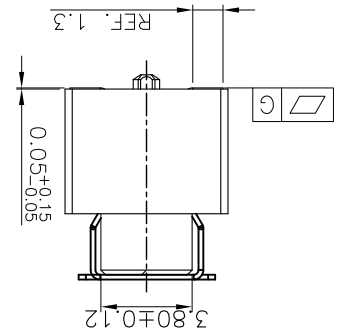
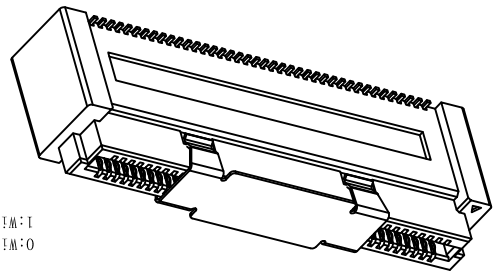
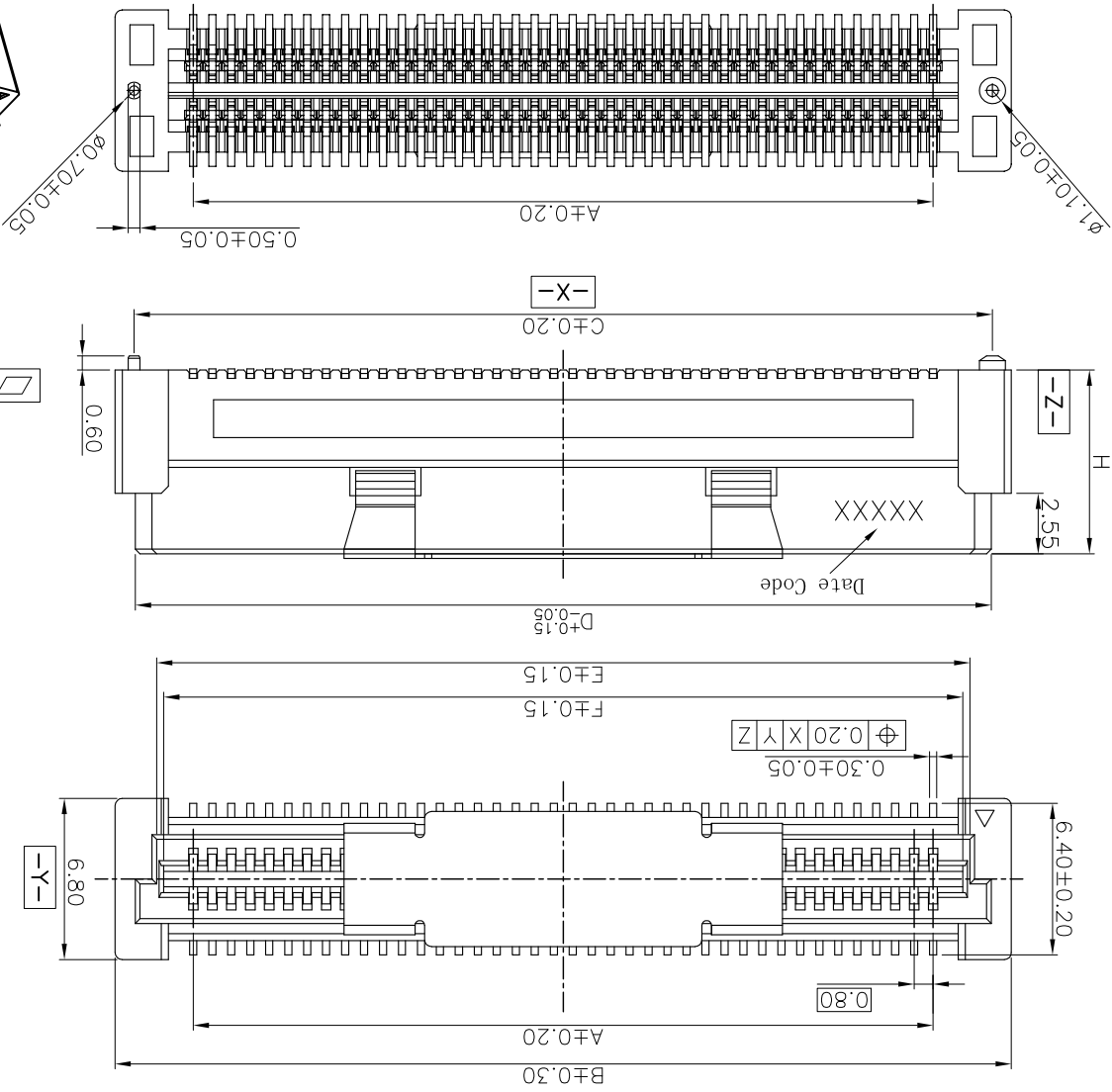
Shenzhen Shentai Weifang Electronics Co., Ltd.

TOLERANCE UNLESS OTHERWISE SPECIFIED	
X.X	±0.30
X.XX	±0.20
X.XXX	±1°

SCALE	1:1
UNIT	mm
SIZE	A4

DATE	2018.03.26	DATE	2018.03.26
DATE	2018.03.26	DATE	2018.03.26
DATE	2018.03.26	DATE	2018.03.26
APPROVE:	Ady Zhou	CHECK:	Xie Yong
ORIGINAL DRAWN:	Xu Peiguang		

REV.	2	TITLE	600-0000-0223	DWG. NO.	
SHEET	1/3	CUSTOMER DRAWING	BA42	PARTS NO. (INTENDED USE)	BA42-XXXT-XX-XHX



Notes:

- 1. DIMENSION SHALL BE INTERPRETED PER ANSI Y14.5M-1994.
- 2. MATERIAL: HIGH TEMPERATURE PLASTICS.
- 3. ELECTRICAL SPECIFICATION: VACUUM COVER MATERIAL: STAINLESS STEEL. CONTACT RESISTANCE: 50 m ohms Max(initial). INSULATION RESISTANCE: 100M ohms Min. CURRENT RATING: 0.5A. DIELECTRIC WITHSTANDING VOLTAGE: 500V AC rms./minute.
- 4. MECHANICAL SPECIFICATION: DURABILITY:30 CYCLES. INSERTION FORCE: 150gf Max. PER PIN. WITHDRAWAL FORCE: 25gf Min. PER PIN.
- 5. PRODUCT NUMBER MATRIX:

BTB	Series code	B A 4 2-XX X 1-X X -X H X
Receptacle	0.80 Pitch	
PN No.	40:80:40:80PIN	
Height	E0:140PIN ; K0:200PIN	
	C0:120PIN ; G0:160PIN	
	A0:100PIN ;	
	B: H=7.75mm	
	C: H=11.75mm	
Soldering Type	T:SMT	
0:Without Chamfer		
1:With Chamfer		
Housing Color	Null:Nature	
	B:Black	

Flash B	1u"	R	3u"	C
Flash D	10u"	E	15u"	F
Flash M	10u"	N	15u"	P
Flash K	1u"	S	3u"	L
Flash J	25u"	H	30u"	J
Flash G	25u"	H	30u"	J
Flash I	25u"	T	30u"	U
Flash Q	25u"	T	30u"	U

REV.	ECN Number	E17070069	1	I	E18030021
Description	ADD PART NUMBER	XPg_2017.07.20	XPg_2018.03.26	Drawn	



Shenzhen Shentai Weifang Electronics Co., Ltd.

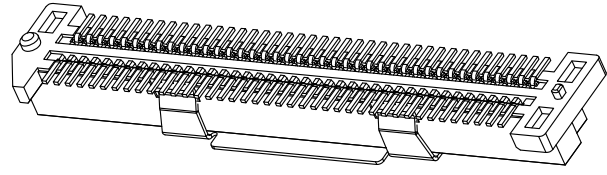
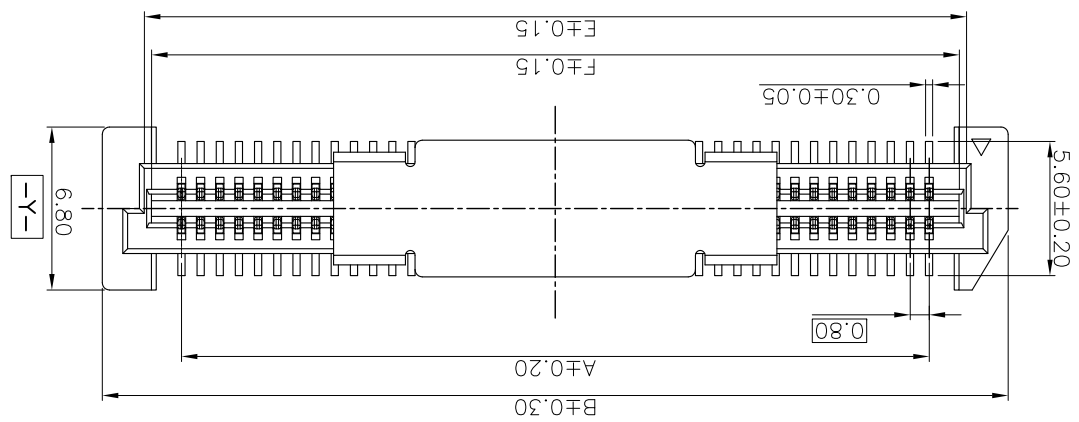
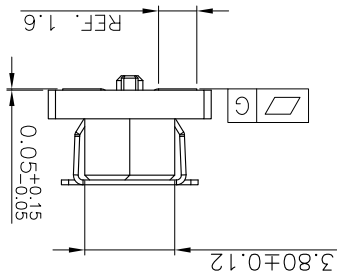
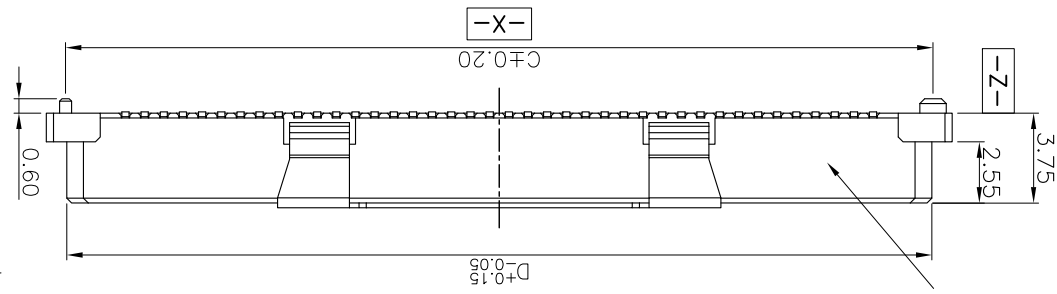
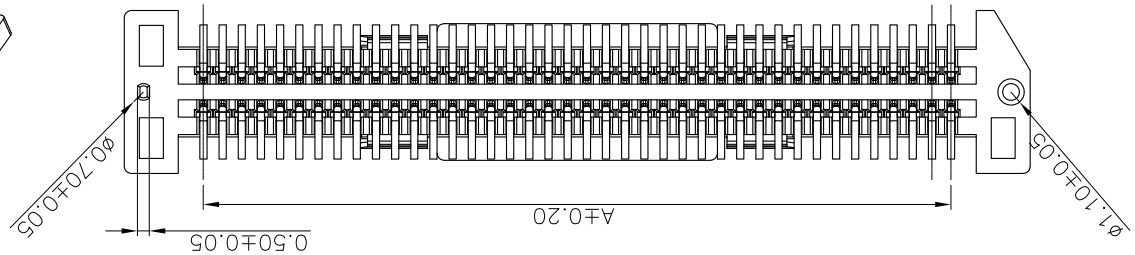
X.XXX	±1°	X.XX°	±1°
X.XX	±2°	X.X°	±2°
X.X	±3°	X.°	±3°
TOLERANCE UNLESS OTHERWISE SPECIFIED			

SCALE	1:1
UNIT	mm
SIZE	A4

DATE	2018.03.26	DATE	2018.03.26
DATE	2018.03.26	DATE	2018.03.26
DATE	2018.03.26	DATE	2018.03.26
APPROVE:	Ady Zhou	CHECK:	Xie Yong
ORIGINAL DRAWN:	Xu Peiguang		

DWG. NO.	600-0000-0223
PARTS NO. (INTENDED USE)	BA42-XXXT-XX-XHX
TITLE	CUSTOMER DRAWING

REV.	2
SHEET	2/3



Definition	Code
Matte Tin plated	A
Bright Tin plated	V
Gold plated over all	
Flash B	1u" R 3u" C
Flash D	10u" E 15u" F
Flash G	25u" H 30u" J
Flash K	1u" S 3u" L
Flash M	10u" N 15u" P
Flash Q	25u" T 30u" U
©All plated is lead free.	

BTB
 Series code
 0.80 Pitch
 Receptacle
 PIN No.
 40:80;40:80PIN
 A0:100PIN ; 60:160PIN
 C0:120PIN ; 10:180PIN
 E0:140PIN ; K0:200PIN
 Height
 A: H=3.75mm
 Soldering Type
 T: SMT
 0: Without Chamfer
 1: With Chamfer
 Housing Color
 Null: Nature
 B: Black

Not enough space to print date code

- NOTES: (UNLESS OTHERWISE SPECIFIED)
- DIMENSION SHALL BE INTERPRETED PER ANSI Y14.5M-1994.
 - MATERIAL:
 HOUSING MATERIAL: HIGH TEMPERATURE PLASTICS.
 CONTACT MATERIAL: COPPER ALLOY.
 VACUUM COVER MATERIAL: STAINLESS STEEL.
 - ELECTRICAL SPECIFICATION:
 CONTACT RESISTANCE: 50 m ohms Max(initial).
 INSULATION RESISTANCE: 100M ohms Min.
 CURRENT RATING: 0.5A.
 DIELECTRIC WITHSTANDING VOLTAGE: 500V AC rms/minute
 - MECHANICAL SPECIFICATION:
 DURABILITY: 30 CYCLES.
 INSERTION FORCE: 150gf Max. PER PIN.
 WITHDRAWAL FORCE: 25gf Min. PER PIN.
 - PRODUCT NUMBER MATRIX:
 B A 4 2-XX X T-X X -X H X
 BTB
 Series code
 0.80 Pitch
 Receptacle
 PIN No.
 40:80;40:80PIN
 A0:100PIN ; 60:160PIN
 C0:120PIN ; 10:180PIN
 E0:140PIN ; K0:200PIN
 Height
 A: H=3.75mm
 Soldering Type
 T: SMT
 0: Without Chamfer
 1: With Chamfer
 Housing Color
 Null: Nature
 B: Black



Shenzhen Shentai Weifang Electronics Co., Ltd.

TOLERANCE UNLESS OTHERWISE SPECIFIED

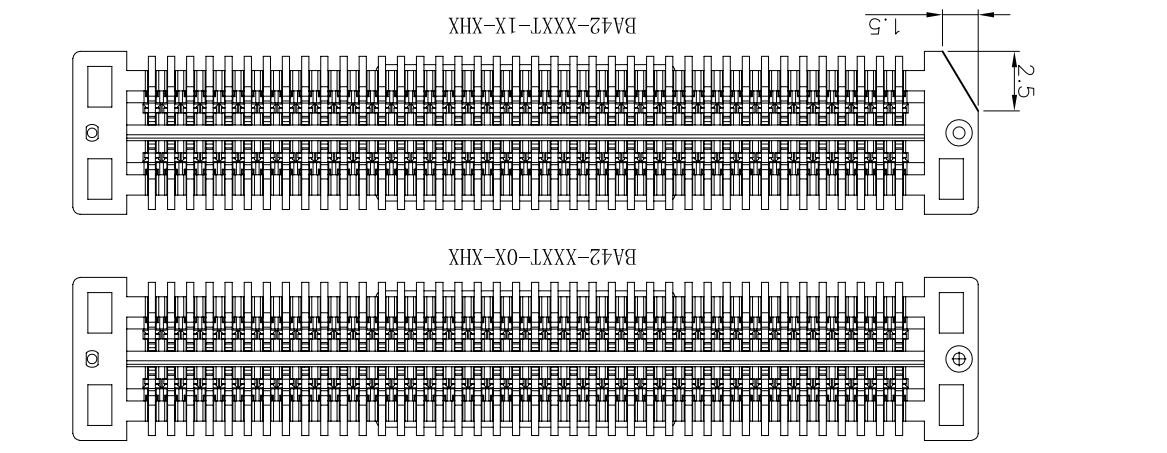
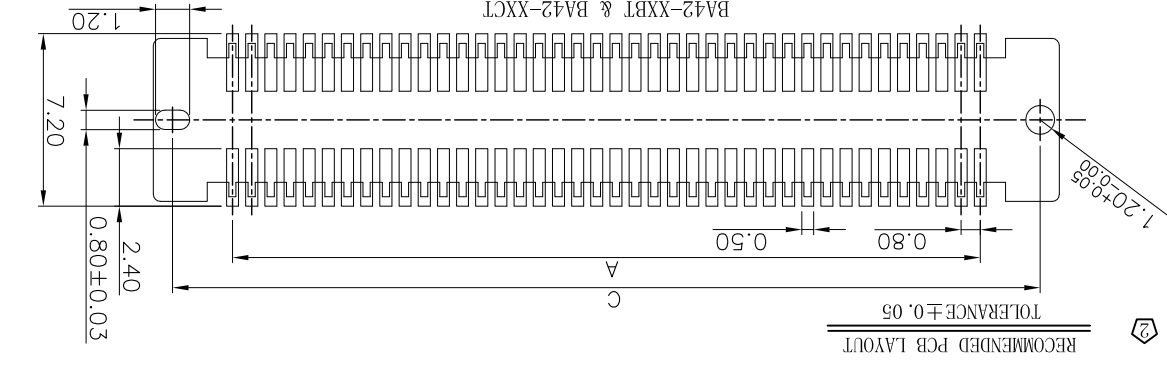
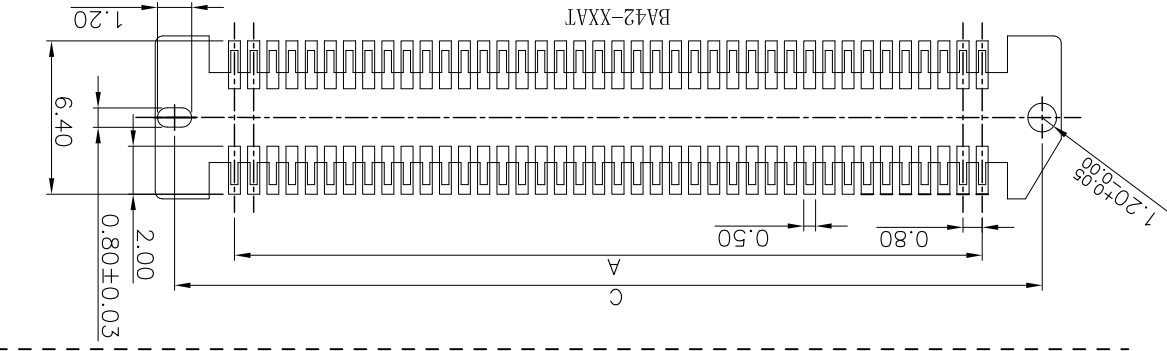
X.X	±0.30	X.°	±3°
X.XX	±0.20	X.°	±2°
X.XXX	±1°	X.XX°	±1°

SCALE	1:1
UNIT	mm
SIZE	A4

ORIGINAL DRAWN:	Xu Peiguang
CHECK:	Xie Yong
APPROVE:	Ady Zhou

DATE	2018.03.26
DATE	2018.03.26
DATE	2018.03.26

REV.	2	SHEET	3/3
TITLE	BA42 CUSTOMER DRAWING		
DWG. NO.	600-0000-0223	PARTS NO. (INTENDED USE)	BA42-XXXT-XX-XHX



PRODUCT NUMBER MATRIX: BA42-XXXT-XX-XHX
 1 Without Chamfer
 1 With Chamfer

PIN NO.	CIRCUITS	DIM.A	DIM.B	DIM.C	DIM.D	DIM.E	DIM.F	DIM.G
20	20PIN	7.20	13.80	12.80	12.10	10.7	9.70	0.10
40	40PIN	15.20	21.80	20.20	20.10	18.7	17.7	0.10
60	60PIN	23.20	29.80	28.20	28.10	26.7	25.7	0.10
80	80PIN	31.20	37.80	36.20	36.10	34.7	33.7	0.12
A0	100PIN	39.20	45.80	44.20	44.10	42.7	41.7	0.12
C0	120PIN	47.20	53.80	52.20	52.10	50.7	49.7	0.12
E0	140PIN	55.20	61.80	60.20	60.10	58.7	57.7	0.12
G0	160PIN	63.20	69.80	68.20	68.10	66.7	65.7	0.12
I0	180PIN	71.20	77.80	76.20	76.10	74.7	73.7	0.12
K0	200PIN	79.20	85.80	84.20	84.10	82.7	81.7	0.12

OLD AND PART NO. COMPARISON	
OLD	NEW
ZIV-40S4-VN-1-B	BA42-40CT-0-NHB
ZIV-80S4-N-1-B	BA42-80CT-0-NHB
ZIV80S4N1B	BA42-80NB-H-003
AB42-80NB-1-003	BA42-80CT-1-NHB
ZIV-40S5-N-1-B-S01	BA42-40BT-1-NHB
ZIV-80S5-N-1-B-S01	BA42-80BT-1-NHB
AB42-80NB-H-001	BA42-80AT-1-NHB
AB42-A0NB-H-002	BA42-A0BT-0-NHB

DATE	2018.03.26
DATE	2018.03.26
DATE	2018.03.26

X-ON Electronics

Largest Supplier of Electrical and Electronic Components

Click to view similar products for [Board to Board & Mezzanine Connectors](#) category:

Click to view products by [STWXE](#) manufacturer:

Other Similar products are found below :

[10135583-642402LF](#) [89885-310LF](#) [589158040000018](#) [6-1393048-0](#) [68683-613](#) [MDF7-12DP-2.54DSA](#) [MDF7-18P-2.54DSA\(01\)](#) [MDF7-20DP-2.54DSA](#) [MDF7-26D-2.54DSA\(55\)](#) [MDF7-3P-2.54DSA\(01\)](#) [MDF7B-20P-2.54DSA\(01\)](#) [MDF7B-3P-2.54DSA\(55\)](#) [MDF7C-11P-2.54DSA\(55\)](#) [MDF7C-18P-2.54DSA\(55\)](#) [MDF7C-5P-2.54DSA\(01\)](#) [MDF7P-5P-2.54DSA\(55\)](#) [75234-0516](#) [FCN-230C068-11](#) [FCN-268F012-G/BD](#) [FCN-268F036-G/BD](#) [FCN-268M012-G/0D](#) [FCN-268M024-G/1D](#) [FCN-360C008-C](#) [FCN-360C040-C](#) [FCN-723J004/1](#) [MIS-048-01-F-D-DP-K](#) [832-10-034-10-001000](#) [93696-325LF](#) [11828-1FA](#) [AXK630345P](#) [18097-0013](#) [ICA-328STT](#) [2007042-2](#) [304400-2](#) [FCN-214Q030-G/0](#) [FCN-215Q040-G/0](#) [FCN-230C068-ESA](#) [FCN-234P048-G/0](#) [FCN-235D050-G/C](#) [FCN-360A3](#) [FCN-360C040-B](#) [210-93-314-41-105000](#) [2-22603-0](#) [379-064-521-202](#) [MDF7-12P-2.54DSA\(01\)](#) [MDF7-16P-2.54DS\(56\)](#) [MDF7-40DP-2.54DSA\(55\)](#) [MDF7-8P-2.54DSA\(55\)](#) [MDF7B-16P-2.54DSA\(55\)](#) [AXG720047](#)