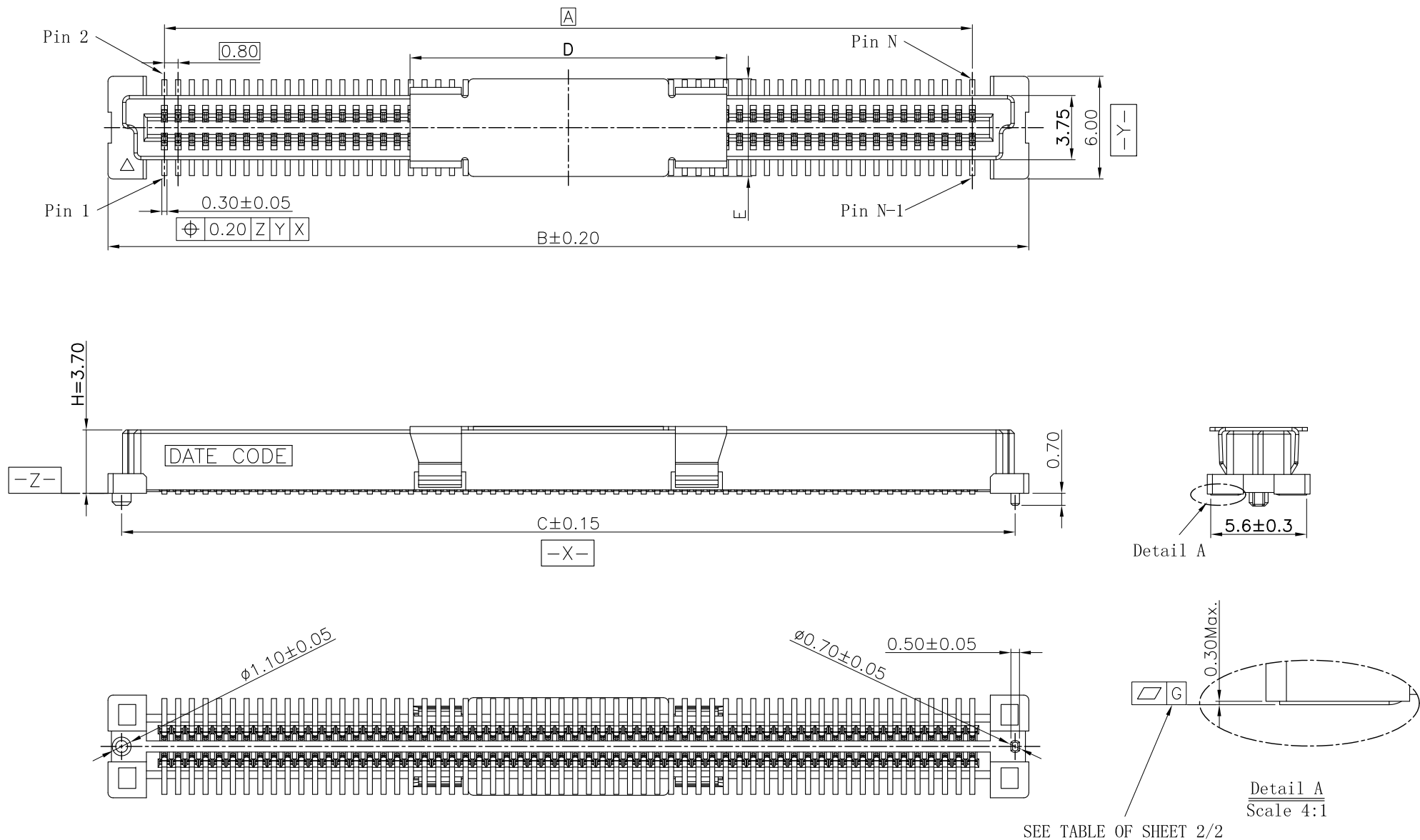


REV.	ECN Number	Description	Drawn
1	CS19010037	RELEASE	XPG_2019.01.09
	E19040023	Modify Spec.	Peak_2019.04.26



TOLERANCE UNLESS OTHERWISE SPECIFIED			
X.X	± 0.30	X.°	$\pm 3^\circ$
X.XX	± 0.20	X.X°	$\pm 2^\circ$
X.XXX		X.XX°	$\pm 1^\circ$

SCALE	1:1
UNIT	mm
SIZE	A4

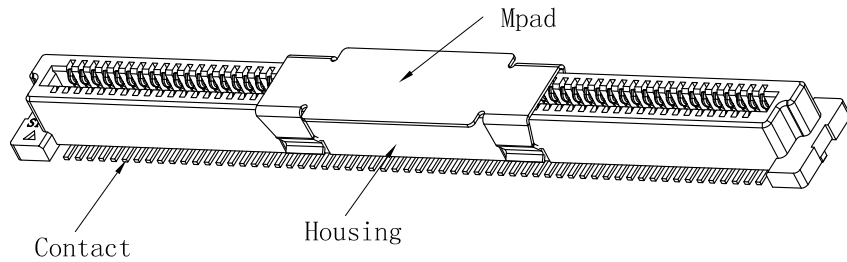
ORIGINAL DRAWN:	Peak
CHECK:	Xu Peiguang
APPROVE:	Ady Zhou

DATE	2019.04.26
DATE	2019.04.26
DATE	2019.04.26

DWG. NO.	600-0000-0435
PARTS NO. (INTENDED USE)	BA42-XXAT-XX-XHX

TITLE	BA42-XXAT CUSTOMER DRAWING
-------	-------------------------------

REV.	2
SHEET	1/2



- NOTES: (UNLESS OTHERWISE SPECIFIED)
- DIMENSION SHALL BE INTERPRETED PER ANSI Y14.5M-1994.
 - MATERIAL:
 - HOUSING MATERIAL: HIGH TEMPERATURE PLASTICS.
 - CONTACT MATERIAL: COPPER ALLOY,
 - MPAD MATERIAL: STAINLESS STEEL.
 - ELECTRICAL SPECIFICATION:
 - CONTACT RESISTANCE: 40 mΩ Max(Initial).
 - INSULATION RESISTANCE: 1000MΩ Min.
 - CURRENT RATING: 0.8A.
 - DIELECTRIC WITHSTANDING VOLTAGE: 500V AC rms./minute
 - MECHANICAL SPECIFICATION:
 - DURABILITY:30 CYCLES Min.
 - INSERTION FORCE: 90gf Max. Per Pin.
 - WITHDRAWAL FORCE: 10gf Min. Per Pin.
 - PRODUCT NUMBER MATRIX:

Series code: B A 4 2-XX X T-X X -X H X

0.80 Pitch

Receptacle

PIN No.: N

20~80:20~80PIN

A0:100PIN G0:160PIN

C0:120PIN I0:180PIN

E0:140PIN K0:200PIN

Height

Soldering Type

T:SMT

0:Without Chamfer

1:With Chamfer

Housing Color

Null:Nature

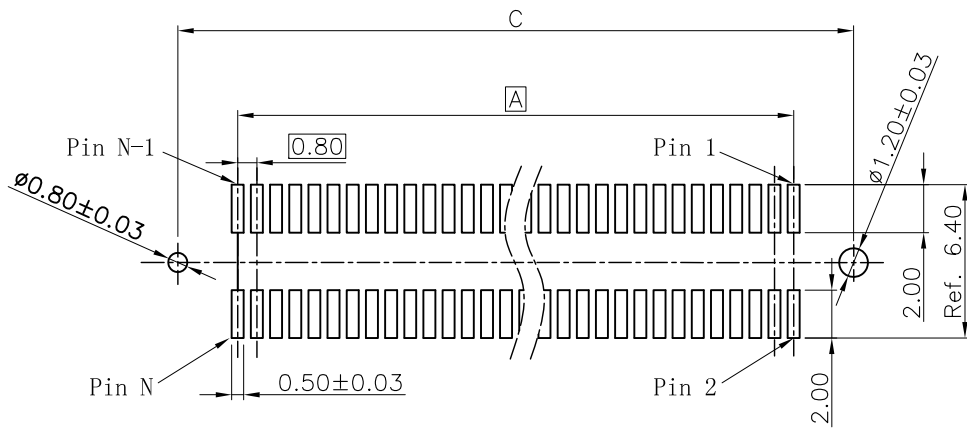
B:Black

Packing: B:REEL+MPAD

H:Halogen free

Plating

Definition	Code
⊙Matte Tin plated	A
⊙Bright Tin plated	V
⊙Duplex plated	
flash K	1u" S 3u" L
5u" M	10u" N 15u" P
20u" Q	25u" T 30u" U
⊙All plated is lead free.	



RECOMMENDED PCB LAYOUT

TOLERANCE ±0.05

CKT	DIM.A	DIM.B	DIM.C	DIM.D	DIM.E	DIM.G
20	7.20	13.80	12.20	7.50	6.70	0.10
40	15.20	21.80	20.20	7.50		
60	23.20	29.80	28.20	18.50		
80	31.20	37.80	36.20	18.50	5.70	0.12
100	39.20	45.80	44.20	18.50		
120	47.20	53.80	52.20	18.50		
140	55.20	61.80	60.20	18.50		
160	63.20	69.80	68.20	18.50		
180	71.20	77.80	76.20	18.50		
200	79.20	85.80	84.20	18.50		



ShenZhen ShenTai weixiang Electronics Co., Ltd.

TOLERANCE UNLESS OTHERWISE SPECIFIED

	±0.30	X. °	±3°
X. X			
X. XX	±0.20	X. X°	±2°
X. XXX		X. XX°	±1°

SCALE	1:1
UNIT	mm
SIZE	A4

ORIGINAL DRAWN: Peak

DATE: 2019.04.26

CHECK: Xu Peiguang

DATE: 2019.04.26

APPROVE: Ady Zhou

DATE: 2019.04.26

DWG. NO. 600-0000-0435

PARTS NO. (INTENDED USE) BA42-XXAT-XX-XHX

TITLE

BA42-XXAT CUSTOMER DRAWING

REV. 2

SHEET 2/2

X-ON Electronics

Largest Supplier of Electrical and Electronic Components

Click to view similar products for [Board to Board & Mezzanine Connectors](#) category:

Click to view products by [STWXE](#) manufacturer:

Other Similar products are found below :

[589158040000018](#) [MDF7C-18P-2.54DSA\(55\)](#) [FCN-268F036-G/BD](#) [FCN-268M012-G/0D](#) [FCN-268M024-G/1D](#) [MIS-048-01-F-D-DP-K](#)
[832-10-034-10-001000](#) [FX4C-80S-1.27DSA](#) [93696-330](#) [224393](#) [FCN-235D050-G/C](#) [210-93-314-41-105000](#) [MDF7-40DP-2.54DSA\(55\)](#)
[MIT-114-03-F-D-K](#) [55323-1519](#) [026-6203-PDB](#) [027-6203-PDB](#) [069159702701000](#) [101A10019X](#) [105061100000861+](#) [55650-0588-C](#) [75140-](#)
[7012](#) [87471-650](#) [YTW-30-07-H-Q-410-140](#) [YTT-112-01-H-Q](#) [063209](#) [10124054-515LF](#) [68685-603](#) [8-1616154-3](#) [MIS-019-01-F-D](#) [YTQ-](#)
[12103HQ](#) [541371078](#) [IL-WX-10PB-HF-B-E1000E](#) [FCN-214J100-G/0](#) [FCN-230C068-E/S](#) [354184](#) [MIT-019-04-F-D-K](#) [P50-028-DDS-TG](#)
[53309-2471](#) [54546-2071](#) [1586617-1](#) [504208-3010](#) [504208-5010](#) [504248-1010](#) [504248-1210](#) [504248-2010](#) [LST-115-07-S-D](#) [LST-105-07-G-](#)
[D](#) [9159005551906](#) [6258](#)