

REV.	ECN Number	Description	Drawn
1	CS17110062	RELEASE	XPG_2017.11.21
2	E18120025	Modify Packing	SJ_2018.12.21
3	E19070005	Modify Dim. C Tolerance	Peak_2019.07.04
④	E22020008	Add Packing Code "R"	Jesse_2021.12.22

NOTES:

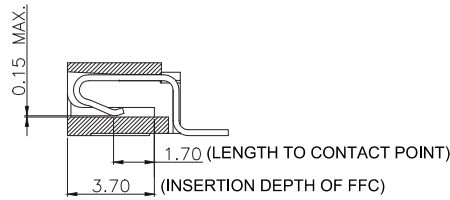
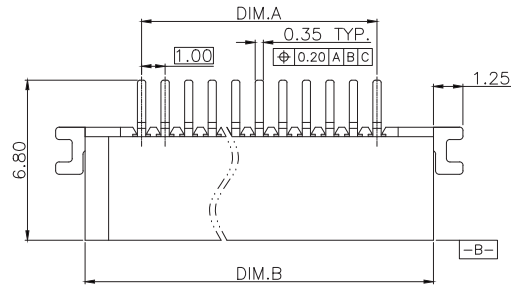
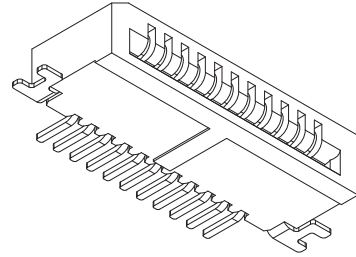
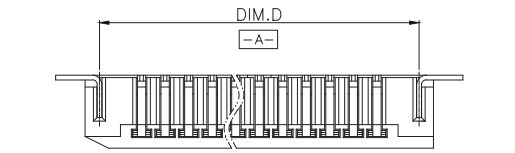
- DIMENSION SHALL BE INTERPRETED PER ANSI Y14.5M-1994.
- MATERIAL:  
HOUSING: HIGH TEMPERATURE PLASTICS, NATURAL, UL 94V-0.  
CONTACT: PHOSPHOR BRONZE.  
CILP: COPPER ALLOY.
- ELECTRICAL SPECIFICATION:  
CONTACT RESISTANCE: 30 m ohms MAX. INITIAL.  
INSULATION RESISTANCE: 100M ohms MIN.  
DIELECTRIC WITHSTANDING VOLTAGE: 500V AC  
CURRENT RATING: 1.0A.
- MECHANICAL SPECIFICATION:  
INSERTION FORCE: 150g MAX. PER PIN.  
WITHDRAW FORCE: 30g MIN. PER PIN.  
DURABILITY: 20 CYCLES MIN.
- OPERATING TEMPERATURE: -40°C To +85°C.
- PRODUCT NUMBER MATRIX:

**FB 35 - XX N 0 - X H X**

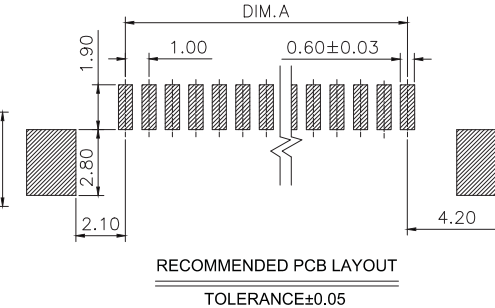
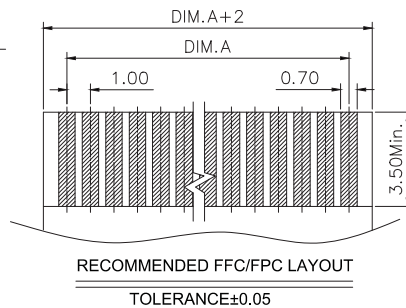
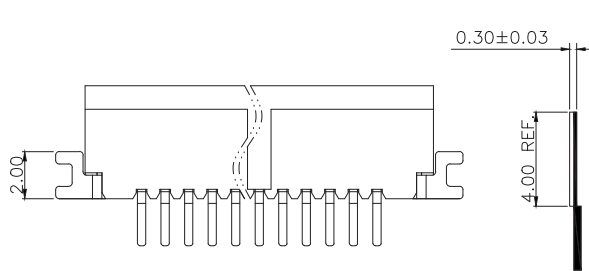
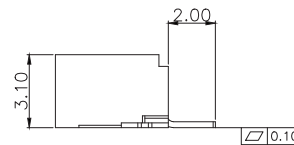
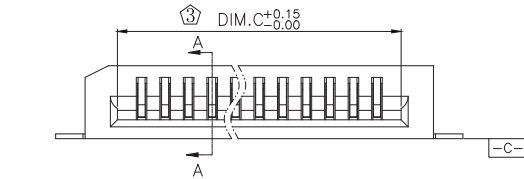
FPC/FFC Series Code  
1.00 Pitch  
R/A SMT  
PIN No.  
3.3PIN--30:30PIN  
N:No Lock  
0:Without Locating Peg

Packing ④  
H:Halogen free  
Plating  
S:HOT SEALING REEL  
R:REEL

Definition	Code
⊙ Matte Tin plated	A
⊙ Bright Tin plated	V
⊙ Gold plated over all	
⊙ Duplex plated	
Flash	K 1u" S 3u" L
5u" D 10u" E 15u" F 20u" Q 25u" T 30u" U	
20u" G 25u" H 30u" J	⊙ All plated is lead free.



SECTION A-A  
SCALE 1:1



CKT	DIM.A	DIM.B	DIM.C	DIM.D	CKT	DIM.A	DIM.B	DIM.C	DIM.D
3	2.00	6.80	4.05	5.58	17	16.00	20.80	18.05	19.58
4	3.00	7.80	5.05	6.58	18	17.00	21.80	19.05	20.58
5	4.00	8.80	6.05	7.58	19	18.00	22.80	20.05	21.58
6	5.00	9.80	7.05	8.58	20	19.00	23.80	21.05	22.58
7	6.00	10.80	8.05	9.58	21	20.00	24.80	22.05	23.58
8	7.00	11.80	9.05	10.58	22	21.00	25.80	23.05	24.58
9	8.00	12.80	10.05	11.58	23	22.00	26.80	24.05	25.58
10	9.00	13.80	11.05	12.58	24	23.00	27.80	25.05	26.58
11	10.00	14.80	12.05	13.58	25	24.00	28.80	26.05	27.58
12	11.00	15.80	13.05	14.58	26	25.00	29.80	27.05	28.58
13	12.00	16.80	14.05	15.58	27	26.00	30.80	28.05	29.58
14	13.00	17.80	15.05	16.58	28	27.00	31.80	29.05	30.58
15	14.00	18.80	16.05	17.58	29	28.00	32.80	30.05	31.58
16	15.00	19.80	17.05	18.58	30	29.00	33.80	31.05	32.58



ShenZhen ShenTai weixiang Electronics Co., Ltd.

TOLERANCE UNLESS OTHERWISE SPECIFIED				SCALE 1:1	ORIGINAL DRAWN: Jesse Lu	DATE 2021.12.22	DWG. NO. 600-0000-0341	TITLE FB35 CUSTOMER DRAWING	REV. 4
X. X	±0.30	X. °	±3°	UNIT mm	CHECK: Wolfe Liu	DATE 2021.12.22	PARTS NO. (INTENDED USE)	FB35-XXN0-XHX	SHEET 1/1
X. XX	±0.20	X. X°	±2°	SIZE A4	APPROVE: Wolfe Liu	DATE 2021.12.22			
X. XXX		X. XX°	±1°						

## X-ON Electronics

Largest Supplier of Electrical and Electronic Components

*Click to view similar products for [FFC & FPC Connectors](#) category:*

*Click to view products by [STWXE](#) manufacturer:*

Other Similar products are found below :

[00-6200-227-022-800](#) [006205250500825+](#) [006205280500825+](#) [FPH-1602G](#) [FPH-2022G](#) [52610-1275](#) [501864-3091-TR225](#)  
[086222026001800](#) [52610-0675](#) [62674-201121DLF](#) [62684-36210E9ALF](#) [52746-1671-TR250](#) [10051922-2810EHLF](#) [686322124422](#) [XF3M-](#)  
[2915-1B-R100](#) [AYF353125A](#) [AYF530665TA](#) [AYF534065TA](#) [AYF351525](#) [086212040340800+](#) [AYF530365TA](#) [67000-004LF](#)  
[006207341915000+](#) [207356-1](#) [67000-003LF](#) [HFW14R-2STE9LF](#) [SFW12R-5STE9LF](#) [SFW18R-1STAE9LF](#) [SFW4R-5STE9LF](#) [52807-0430](#)  
[046283021002868+](#) [502250-8027](#) [104267-9617](#) [66987-011LF](#) [HFW8S-2STAE1HLF](#) [67000-008LF](#) [HFW22R-2STE1H1LF](#) [0781271110](#)  
[5019511030](#) [200528-0260](#) [5039084120](#) [503908-5120](#) [SFW20R-1STGE5LF](#) [FH12-18S-0.5SH](#) [686116183522](#) [FH64MA-11S-0.25SHW](#)  
[686114183522](#) [502078-5362](#) [FH52K-68S-0.5SH](#) [FH26W-23S-0.3SHW\(60\)](#)