

REV.	ECN Number	Description	Drawn
1	CS17110062	RELEASE	XPG_2017.11.21
	E18120025	Modify Packing	SJ_2018.12.21
	E19070005	Modify Dim.C Tolerance	Peak_2019.07.04

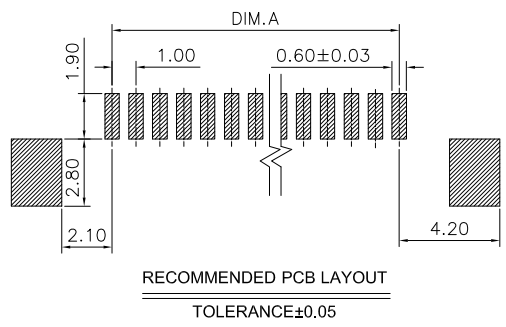
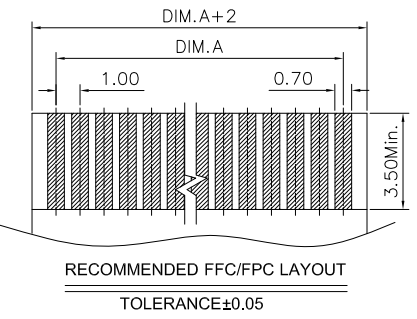
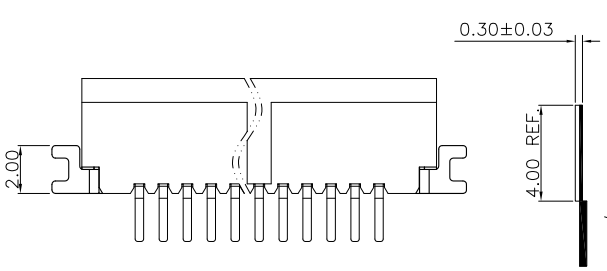
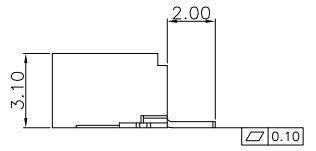
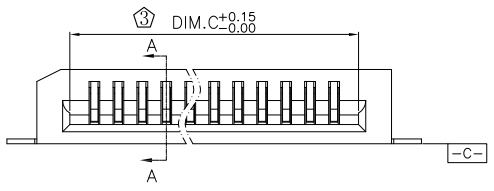
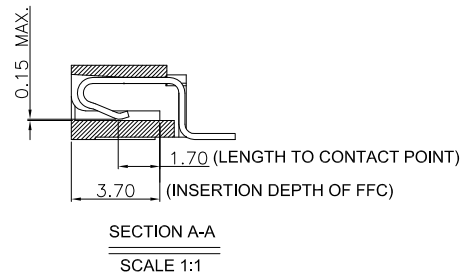
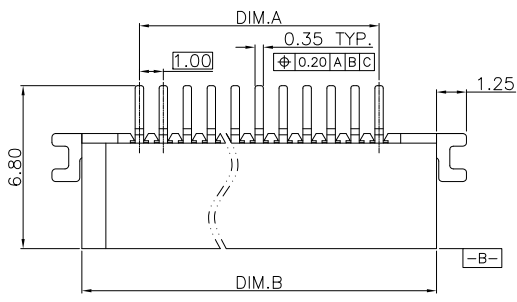
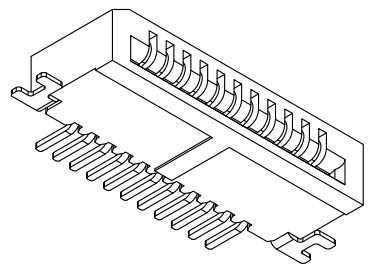
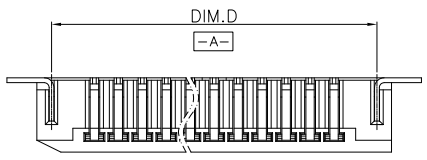
- NOTES:
- DIMENSION SHALL BE INTERPRETED PER ANSI Y14.5M-1994.
  - MATERIAL:  
HOUSING: HIGH TEMPERATURE PLASTICS, NATURAL, UL 94V-0.  
CONTACT: PHOSPHOR BRONZE.  
CILP: COPPER ALLOY.
  - ELECTRICAL SPECIFICATION:  
CONTACT RESISTANCE: 30 m ohms MAX. INITIAL.  
INSULATION RESISTANCE: 100M ohms MIN.  
DIELECTRIC WITHSTANDING VOLTAGE: 500V AC  
CURRENT RATING: 1.0A.
  - MECHANICAL SPECIFICATION:  
INSERTION FORCE: 150g MAX. PER PIN.  
WITHDRAW FORCE: 30g MIN. PER PIN.  
DURABILITY: 20 CYCLES MIN.
  - OPERATING TEMPERATURE: -40°C To +85°C.
  - PRODUCT NUMBER MATRIX:

**FB35-XXN0-XHX**

FPC/FFC  
Series Code  
1.00 Pitch  
R/A SMT  
PIN No.  
3:3PIN---30:30PIN  
N:No Lock  
0:Without Locating Peg

Packing   
H:Halogen free  
Plating  
S:HOT SEALING REEL

Definition	Code
⊙ Matte Tin plated	A
⊙ Bright Tin plated	V
⊙ Gold plated over all	flash K 1u" S 3u" L
⊙ Duplex plated	
flash B 1u" R 3u" C 5u" M 10u" N 15u" P	
5u" D 10u" E 15u" F 20u" Q 25u" T 30u" U	
20u" G 25u" H 30u" J	⊙ All plated is lead free.



CKT	DIM.A	DIM.B	DIM.C	DIM.D	CKT	DIM.A	DIM.B	DIM.C	DIM.D
3	2.00	6.80	4.05	5.58	17	16.00	20.80	18.05	19.58
4	3.00	7.80	5.05	6.58	18	17.00	21.80	19.05	20.58
5	4.00	8.80	6.05	7.58	19	18.00	22.80	20.05	21.58
6	5.00	9.80	7.05	8.58	20	19.00	23.80	21.05	22.58
7	6.00	10.80	8.05	9.58	21	20.00	24.80	22.05	23.58
8	7.00	11.80	9.05	10.58	22	21.00	25.80	23.05	24.58
9	8.00	12.80	10.05	11.58	23	22.00	26.80	24.05	25.58
10	9.00	13.80	11.05	12.58	24	23.00	27.80	25.05	26.58
11	10.00	14.80	12.05	13.58	25	24.00	28.80	26.05	27.58
12	11.00	15.80	13.05	14.58	26	25.00	29.80	27.05	28.58
13	12.00	16.80	14.05	15.58	27	26.00	30.80	28.05	29.58
14	13.00	17.80	15.05	16.58	28	27.00	31.80	29.05	30.58
15	14.00	18.80	16.05	17.58	29	28.00	32.80	30.05	31.58
16	15.00	19.80	17.05	18.58	30	29.00	33.80	31.05	32.58



TOLERANCE UNLESS OTHERWISE SPECIFIED

UNIT	SIZE	ANGLE
X.X	±0.30	X.° ±3°
X.XX	±0.20	X.X° ±2°
X.XXX		X.XX° ±1°

SCALE 1:1

UNIT mm

SIZE A4

ORIGINAL DRAWN: Peak

DATE 2019.07.04

DWG. NO. 600-0000-0341

CHECK: Xu peiguang

DATE 2019.07.04

PARTS NO. (INTENDED USE) FB35-XXN0-XHX

APPROVE: Ady zhou

DATE 2019.07.04

TITLE

FB35 CUSTOMER DRAWING

REV. 3

SHEET 1/1

## X-ON Electronics

Largest Supplier of Electrical and Electronic Components

*Click to view similar products for [FFC & FPC Connectors](#) category:*

*Click to view products by [STWXE](#) manufacturer:*

Other Similar products are found below :

[HFW11R-1STE1H1LF](#) [FH29B-100S-0.2SHW\(99\)](#) [FA5S008HP1](#) [FH29B-120S-0.2SHW\(99\)](#) [FH29B-80S-0.2SHW\(99\)](#) [FHS-16](#) [FPH-2022G](#)  
[52610-1075](#) [52610-1275](#) [52610-1934](#) [XF3M\(1\)-1415-1B-R100](#) [501864-3091-TR225](#) [0525594033](#) [086210010340800](#) [086222026001800](#)  
[52271-2869-CUT-TAPE](#) [62674-201121DLF](#) [62684-36210E9ALF](#) [52610-1675](#) [52746-1671-TR250](#) [10051922-2810EHLF](#) [6-520415-9](#)  
[BD021-09A-A1-0350-0200-0550-LD](#) [SFV6R-1STE9HLF](#) [XF3M-2915-1B-R100](#) [1658549-1](#) [62674-221121ALF](#) [46214008010800](#)  
[046298003000883](#) [151660622](#) [842-816-2630-035](#) [AYF530665TA](#) [AYF351525](#) [046296011930846+](#) [AYF352325A](#) [046254020000800+](#)  
[FH19C-13S-0.5SH\(99\)](#) [FH39J-51S-0.3SHW\(99\)](#) [AYF355125A](#) [AYF530365TA](#) [FH29B-44S-0.2SHW\(99\)](#) [SFW5R-2STAE9LF](#) [AYF351125A](#)  
[AYF350725A](#) [62684-502100AHLF](#) [FH39-61S-0.3SHW\(99\)](#) [AYF414035A](#) [10064555-172520HLF](#) [AYF212335A](#) [504754-2500](#)