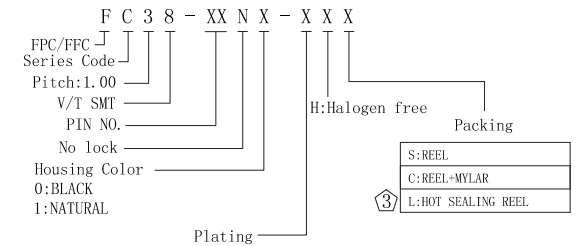


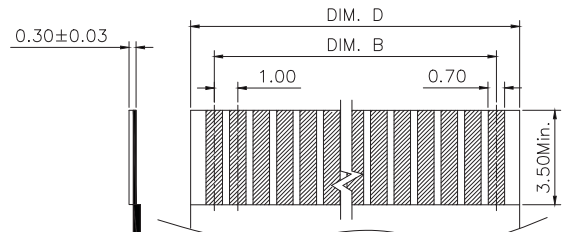
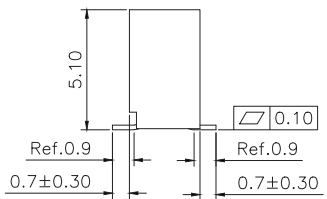
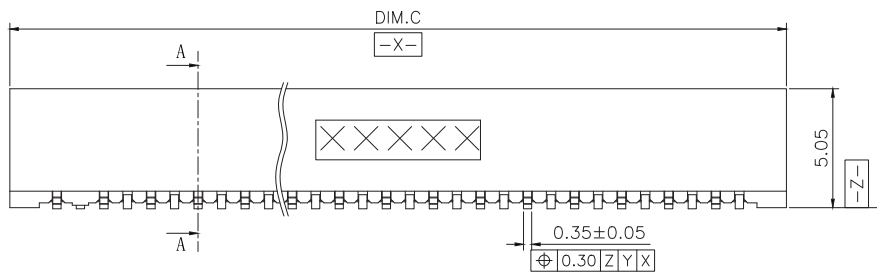
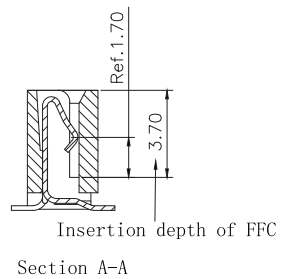
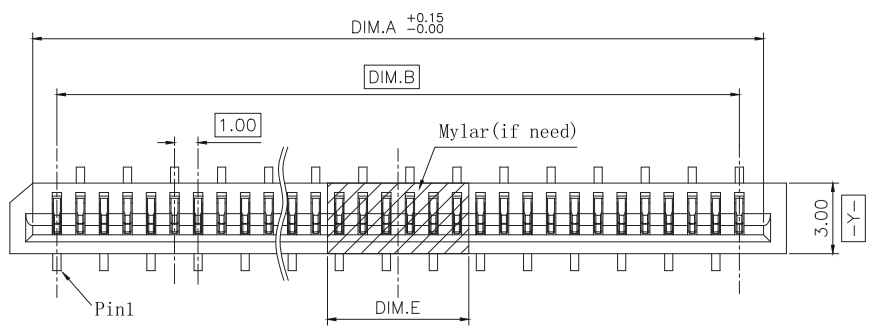
REV.	ECN Number	Description	Drawn
1	CS18010102	RELEASE	XPG_2018.01.30
2	E19100023	Modify product number matrix	Peak_2019.10.25
3	E22020009	Add packing code "L"	Jesse_2021.12.08

Notes: (Unless otherwise specified)
 1. Dimension shall be interpreted per ANSI Y14.5M-1994.
 2. Material:
 Housing: High temperature plastic, UL94V-0
 Contact: Copper alloy T=0.20mm.
 3. Electrical specification:
 Contact resistance:30m ohm max.(initial) and 50m ohm Max.(after durability)
 Insulation resistance:100M ohm min..
 Dielectric withstanding voltage:AC500V.
 Current rating:1.0A
 Operating temperature:-25°C ~+85°C
 4. Mechanical specification:
 FFC insertion force:150gf max. per pin.
 FFC withdraw force:30gf min. per pin.
 Durability:20 cycles.
 5. Product number matrix:

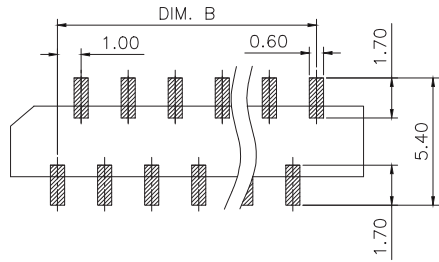


Definition	Code
Matte Tin plated	A
Bright Tin plated	V
Gold plated over all	Duplex plated
flash	K 1u" S 3u" L
5u" D 10u" E 15u" F 20u" Q 25u" T 30u" U	
20u" G 25u" H 30u" J	All plated is lead free.

PIN NO.	DIM.A	DIM.B	DIM.C	DIM.D	DIM.E	PIN NO.	DIM.A	DIM.B	DIM.C	DIM.D	DIM.E
16	17.05	15.00	19.00	17.00	6.00	29	30.05	28.00	32.00	30.00	6.00
15	16.05	14.00	18.00	16.00	6.00	28	29.05	27.00	31.00	29.00	6.00
14	15.05	13.00	17.00	15.00	6.00	27	28.05	26.00	30.00	28.00	6.00
13	14.05	12.00	16.00	14.00	6.00	26	27.05	25.00	29.00	27.00	6.00
12	13.05	11.00	15.00	13.00	6.00	25	26.05	24.00	28.00	26.00	6.00
11	12.05	10.00	14.00	12.00	6.00	24	25.05	23.00	27.00	25.00	6.00
10	11.05	9.00	13.00	11.00	6.00	23	24.05	22.00	26.00	24.00	6.00
9	10.05	8.00	12.00	10.00	6.00	22	23.05	21.00	25.00	23.00	6.00
8	9.05	7.00	11.00	9.00	6.00	21	22.05	20.00	24.00	22.00	6.00
7	8.05	6.00	10.00	8.00	6.00	20	21.05	19.00	23.00	21.00	6.00
6	7.05	5.00	9.00	7.00	6.00	19	20.05	18.00	22.00	20.00	6.00
5	6.05	4.00	8.00	6.00	6.00	18	19.05	17.00	21.00	19.00	6.00
4	5.05	3.00	7.00	5.00	4.00	17	18.05	16.00	20.00	18.00	6.00



RECOMMENDED FFC LAYOUT
 TOLERANCE ± 0.05



RECOMMENDED PCB LAYOUT
 TOLERANCE ± 0.05

PART NO. CONTRAST	
OLD PART NO.	NEW PART NO.
FL38-XXXX-02	FC38-XXNO-XXX



TOLERANCE UNLESS OTHERWISE SPECIFIED			
	SCALE	UNIT	SIZE
X.X	1:1	mm	A4
X.XX			
X.XXX			

ORIGINAL DRAWN:	DATE	DWG. NO.	TITLE	REV.
Jesse Lu	2021.12.08	600-0000-0348	FC38	3
CHECK:	DATE	PARTS NO. (INTENDED USE)	CUSTOMER DRAWING	SHEET
Wolfe Liu	2021.12.08	FC38-XXNO-XHX		1/1
APPROVE:	DATE			
Wolfe Liu	2021.12.08			

X-ON Electronics

Largest Supplier of Electrical and Electronic Components

Click to view similar products for [FFC & FPC Connectors](#) category:

Click to view products by [STWXE](#) manufacturer:

Other Similar products are found below :

[00-6200-227-022-800](#) [006205250500825+](#) [006205280500825+](#) [FPH-1602G](#) [086222026001800](#) [52610-0675](#) [62674-201121DLF](#) [52746-1671-TR250](#) [10051922-1610EHLF](#) [10051922-2810EHLF](#) [686322124422](#) [XF3M-2915-1B-R100](#) [AYF353125A](#) [AYF530665TA](#) [AYF534065TA](#) [20FLH-RSM1-TB](#) [PCA-7F-25-HL-3-G](#) [207356-1](#) [52807-0430](#) [FFC05011-10SBB114W5M](#) [502250-8027](#) [FH28K-40S-0.5SH](#) [200528-0260](#) [FH28K-10S-0.5SH](#) [501951-1250](#) [X05B20U43T](#) [0.5K-DX-30PWB](#) [DS1020-08-10VBT12](#) [THD0515-34CL-GF](#) [X05A10L28G](#) [ECC2841061EU](#) [20539-030E-01](#) [1.0K-DHQX-16PWB](#) [1.0K-DHQX-30PWB](#) [1775333-6](#) [10054365-202110ELF](#) [10054365-242110ELF](#) [10054365-282110ELF](#) [10064555-392220HLF](#) [59453-041110EBHLF](#) [59453-091110EDHLF](#) [62674-241141ALF](#) [62684-432100ALF](#) [62684-451100AHLF](#) [62684-5721N0ALF](#) [HFW11R-1STE1MTLF](#) [HFW12R-1STE9LF](#) [HFW14R-1STE9MTLF](#) [HFW18S-2STE9LF](#) [HFW20R-1STAE1HLF](#)