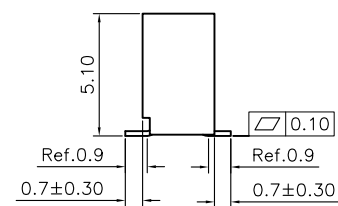
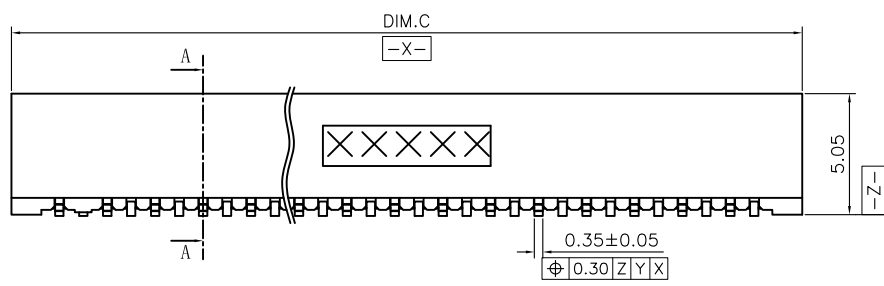
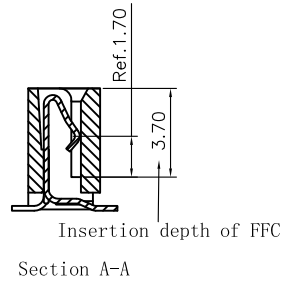
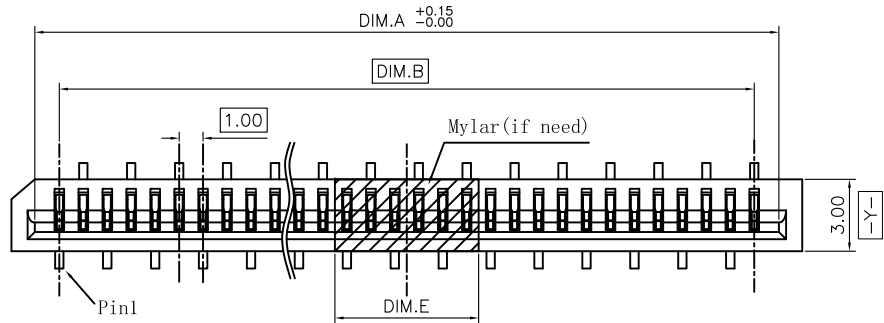
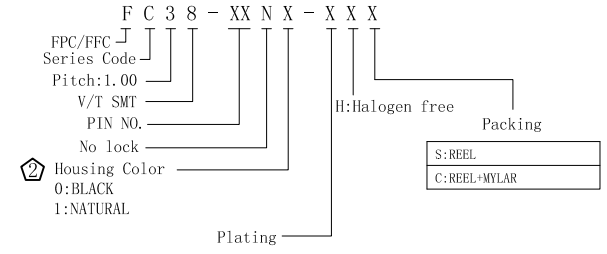


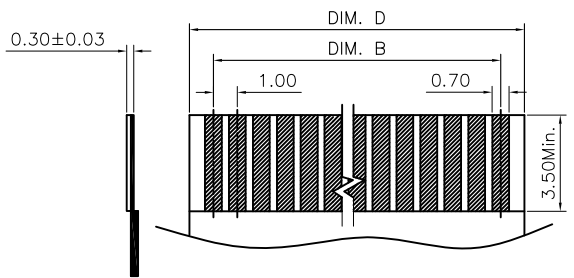
REV.	ECN Number	Description	Drawn
1	CS18010102	RELEASE	XPG_2018.01.30
⑤	E19100023	Modify product number matrix	Peak_2019.10.25



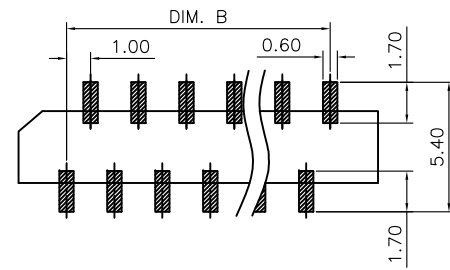
- Notes: (Unless otherwise specified)
- Dimension shall be interpreted per ANSI Y14.5M-1994.
 - Material:
 - Housing: High temperature plastic, UL94V-0
 - Contact: Copper alloy T=0.20mm.
 - Electrical specification:
 - Contact resistance: 30m ohm max. (initial) and 50m ohm Max. (after durability)
 - Insulation resistance: 100M ohm min..
 - Dielectric withstanding voltage: AC500V.
 - Current rating: 1.0A
 - Operating temperature: -25°C ~ +85°C
 - Mechanical specification:
 - FFC inserion force: 150gf max. per pin.
 - FFC withdraw force: 30gf min. per pin.
 - Durability: 20 cycles.
 - Product number matrix:



Definition	Code				
☉ Matte Tin plated	A				
☉ Bright Tin plated	V				
☉ Gold plated over all	☉ Duplex plated				
flash B	1u" R	3u" C	5u" M	10u" N	15u" P
5u" D	10u" E	15u" F	20u" Q	25u" T	30u" U
20u" G	25u" H	30u" J	☉ All plated is lead free.		



RECOMMENDED FFC LAYOUT
TOLERANCE ± 0.05



RECOMMENDED PCB LAYOUT
TOLERANCE ± 0.05

16	17.05	15.00	19.00	17.00	6.00	30	31.05	29.00	33.00	31.00	6.00
15	16.05	14.00	18.00	16.00	6.00	29	30.05	28.00	32.00	30.00	6.00
14	15.05	13.00	17.00	15.00	6.00	28	29.05	27.00	31.00	29.00	6.00
13	14.05	12.00	16.00	14.00	6.00	27	28.05	26.00	30.00	28.00	6.00
12	13.05	11.00	15.00	13.00	6.00	26	27.05	25.00	29.00	27.00	6.00
11	12.05	10.00	14.00	12.00	6.00	25	26.05	24.00	28.00	26.00	6.00
10	11.05	9.00	13.00	11.00	6.00	24	25.05	23.00	27.00	25.00	6.00
9	10.05	8.00	12.00	10.00	6.00	23	24.05	22.00	26.00	24.00	6.00
8	9.05	7.00	11.00	9.00	6.00	22	23.05	21.00	25.00	23.00	6.00
7	8.05	6.00	10.00	8.00	6.00	21	22.05	20.00	24.00	22.00	6.00
6	7.05	5.00	9.00	7.00	6.00	20	21.05	19.00	23.00	21.00	6.00
5	6.05	4.00	8.00	6.00	6.00	19	20.05	18.00	22.00	20.00	6.00
4	5.05	3.00	7.00	5.00	4.00	18	19.05	17.00	21.00	19.00	6.00
						17	18.05	16.00	20.00	18.00	6.00

PART NO. CONTRAST	
OLD PART NO.	NEW PART NO.
FL38-XXXX-02	FC38-XXN0-XXX



TOLERANCE UNLESS OTHERWISE SPECIFIED			
X.X	±0.30	X.°	±3°
X.XX	±0.20	X.X°	±2°
X.XXX		X.XX°	±1°

SCALE	1:1
UNIT	mm
SIZE	A4

ORIGINAL DRAWN: Peak
CHECK: Xu peiguang
APPROVE: Ady zhou

DATE: 2019.10.25
DATE: 2019.10.25
DATE: 2019.10.25

DWG. NO. 600-0000-0348
PARTS NO. (INTENDED USE) FC38-XXN0-XXH

TITLE FC38 CUSTOMER DRAWING

REV. 2
SHEET 1/1

X-ON Electronics

Largest Supplier of Electrical and Electronic Components

Click to view similar products for [FFC & FPC Connectors](#) category:

Click to view products by [STWXE](#) manufacturer:

Other Similar products are found below :

[00-6200-227-022-800](#) [006205250500825+](#) [006205280500825+](#) [FPH-1602G](#) [086222026001800](#) [52610-0675](#) [62674-201121DLF](#) [52746-1671-TR250](#) [10051922-1610EHLF](#) [10051922-2810EHLF](#) [686322124422](#) [XF3M-2915-1B-R100](#) [AYF353125A](#) [AYF530665TA](#) [AYF534065TA](#) [20FLH-RSM1-TB](#) [207356-1](#) [SFW12R-5STE9LF](#) [SFW18R-1STAE9LF](#) [SFW4R-5STE9LF](#) [52807-0430](#) [046283021002868+](#) [FFC05011-10SBB114W5M](#) [502250-8027](#) [67000-008LF](#) [200528-0260](#) [FH28K-10S-0.5SH](#) [FH52K-6S-0.5SH](#) [0.5K-DX-30PWB](#) [DS1020-08-10VBT12](#) [THD0515-34CL-GF](#) [X05A10L28G](#) [ECC2841061EU](#) [1.0K-DHQX-16PWB](#) [1.0K-DHQX-30PWB](#) [1775333-6](#) [10054365-202110ELF](#) [10054365-242110ELF](#) [10054365-282110ELF](#) [10064555-392220HLF](#) [59453-041110EBHLF](#) [59453-091110EDHLF](#) [62674-241141ALF](#) [62684-432100ALF](#) [62684-451100AHLF](#) [62684-5721N0ALF](#) [HFW11R-1STE1MTLF](#) [HFW12R-1STE9LF](#) [HFW14R-1STE9MTLF](#) [HFW18S-2STE9LF](#)