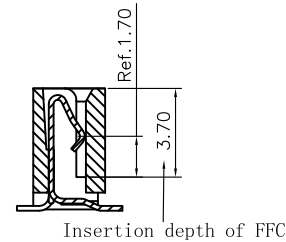


Notes: (Unless otherwise specified)

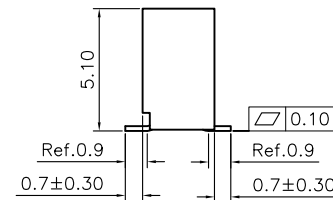
1. Dimension shall be interpreted per ANSI Y14.5M-1994.
2. Material:
Housing: High temperature plastic, UL94V-0
Contact: Copper alloy T=0.20mm.
3. Electrical specification:
Contact resistance: 30m ohm max.(initial) and
50m ohm Max.(after durability)
Insulation resistance: 100M ohm min..
Dielectric withstanding voltage: AC500V.
Current rating: 1.0A
Operating temperature: -25°C ~+85°C
4. Mechanical specification:
FFC inserion force: 150gf max. per pin.
FFC withdraw force: 30gf min. per pin.
Durability: 20 cycles.
5. Product number matrix:



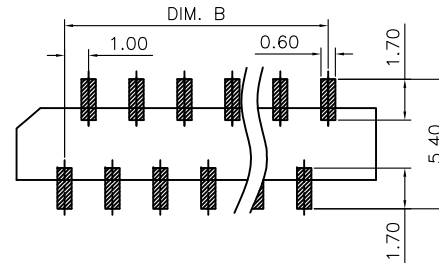
Technical drawing of a mechanical part, likely a shaft or tube, showing dimensions and features.

Dimensions and Features:

- Overall length: 5.05
- Central hole diameter: 0.35 ± 0.05
- Flange diameter: 0.30
- Feature control frame: 0.30 ZYX
- Dimension line: DIM.C
- Section line: A-A
- Surface texture symbol: 0.30 ZYX



Definition		Code	
☉ Matte Tin plated		A	
☉ Bright Tin plated		V	
☉ Gold plated over all		☉ Duplex plated	
		flash	K 1u" S 3u" L
flash B	1u" R 3u" C	5u" M 10u" N	15u" P
25u" D	10u" E 15u" F	20u" Q 25u" T	30u" U
20u" G	25u" H 30u" J	☉ All plated is lead free.	



RECOMMENDED PCB LAYOUT

TOLERANCE ± 0.05

							30	31.05	29.00	33.00	31.00	6.00
16	17.05	15.00	19.00	17.00	6.00		29	30.05	28.00	32.00	30.00	6.00
15	16.05	14.00	18.00	16.00	6.00		28	29.05	27.00	31.00	29.00	6.00
14	15.05	13.00	17.00	15.00	6.00		27	28.05	26.00	30.00	28.00	6.00
13	14.05	12.00	16.00	14.00	6.00		26	27.05	25.00	29.00	27.00	6.00
12	13.05	11.00	15.00	13.00	6.00		25	26.05	24.00	28.00	26.00	6.00
11	12.05	10.00	14.00	12.00	6.00		24	25.05	23.00	27.00	25.00	6.00
10	11.05	9.00	13.00	11.00	6.00		23	24.05	22.00	26.00	24.00	6.00
9	10.05	8.00	12.00	10.00	6.00		22	23.05	21.00	25.00	23.00	6.00
8	9.05	7.00	11.00	9.00	6.00		21	22.05	20.00	24.00	22.00	6.00
7	8.05	6.00	10.00	8.00	6.00		20	21.05	19.00	23.00	21.00	6.00
6	7.05	5.00	9.00	7.00	6.00		19	20.05	18.00	22.00	20.00	6.00
5	6.05	4.00	8.00	6.00	6.00		18	19.05	17.00	21.00	19.00	6.00
4	5.05	3.00	7.00	5.00	6.00		17	18.05	16.00	20.00	18.00	6.00
PIN NO.	DIM.A	DIM.B	DIM.C	DIM.D	DIM.E		PIN NO.	DIM.A	DIM.B	DIM.C	DIM.D	DIM.E



X-ON Electronics

Largest Supplier of Electrical and Electronic Components

Click to view similar products for [FFC & FPC Connectors](#) category:

Click to view products by [STWXE](#) manufacturer:

Other Similar products are found below :

[00-6200-227-022-800](#) [006205250500825+](#) [006205280500825+](#) [FPH-1602G](#) [FPH-2022G](#) [52610-1275](#) [501864-3091-TR225](#)
[086222026001800](#) [52610-0675](#) [62674-201121DLF](#) [62684-36210E9ALF](#) [52746-1671-TR250](#) [10051922-2810EHLF](#) [686322124422](#) [XF3M-](#)
[2915-1B-R100](#) [AYF353125A](#) [AYF530665TA](#) [AYF534065TA](#) [AYF351525](#) [086212040340800+](#) [AYF530365TA](#) [67000-004LF](#)
[006207341915000+](#) [207356-1](#) [67000-003LF](#) [HFW14R-2STE9LF](#) [SFW12R-5STE9LF](#) [SFW18R-1STAE9LF](#) [SFW4R-5STE9LF](#) [52807-0430](#)
[046283021002868+](#) [502250-8027](#) [104267-9617](#) [66987-011LF](#) [HFW8S-2STAE1HLF](#) [67000-008LF](#) [HFW22R-2STE1H1LF](#) [0781271110](#)
[5019511030](#) [200528-0260](#) [5039084120](#) [503908-5120](#) [SFW20R-1STGE5LF](#) [FH12-18S-0.5SH](#) [686116183522](#) [FH64MA-11S-0.25SHW](#)
[686114183522](#) [502078-5362](#) [FH52K-68S-0.5SH](#) [FH26W-23S-0.3SHW\(60\)](#)