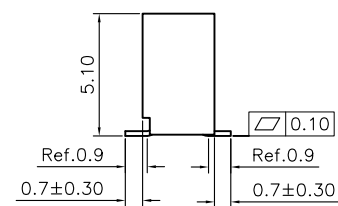
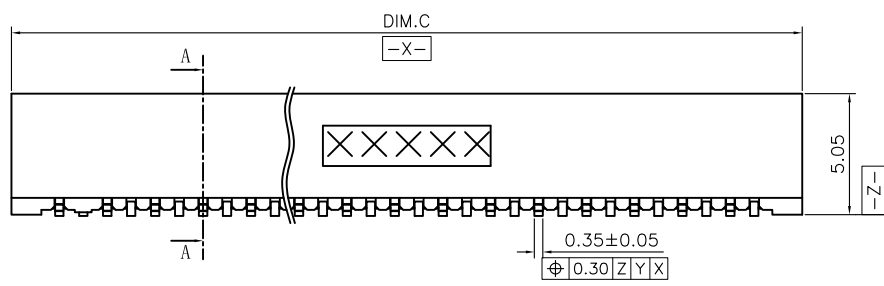
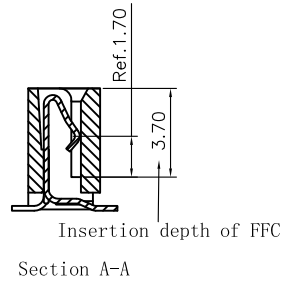
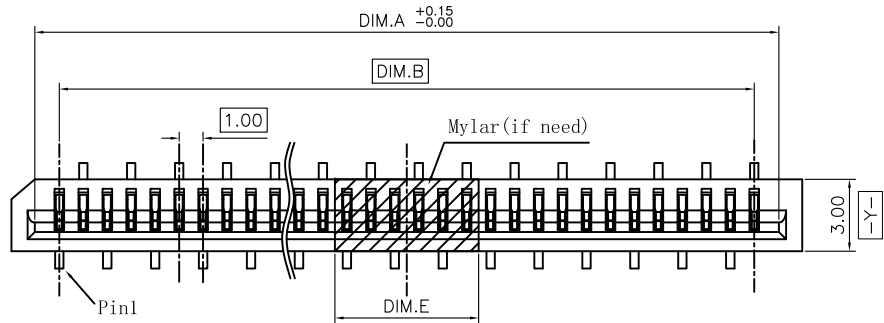
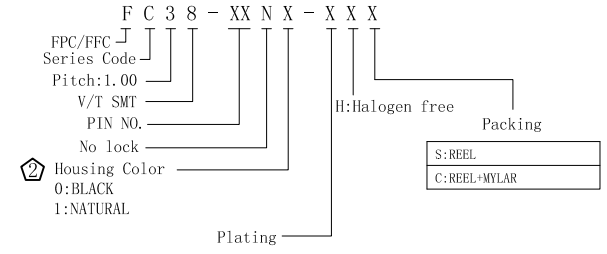


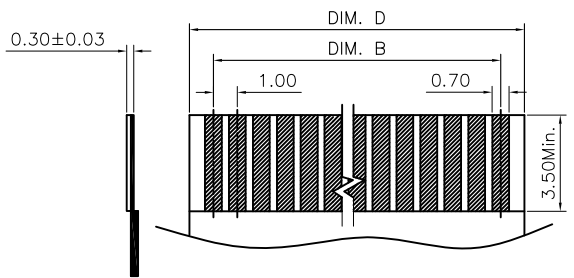
REV.	ECN Number	Description	Drawn
1	CS18010102	RELEASE	XPG_2018.01.30
⑤	E19100023	Modify product number matrix	Peak_2019.10.25



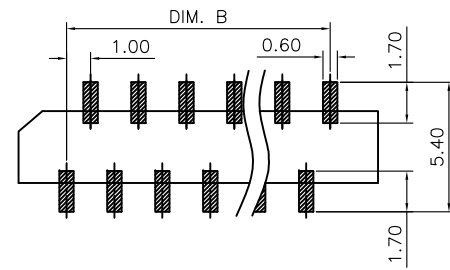
- Notes: (Unless otherwise specified)
- Dimension shall be interpreted per ANSI Y14.5M-1994.
 - Material:
 - Housing: High temperature plastic, UL94V-0
 - Contact: Copper alloy T=0.20mm.
 - Electrical specification:
 - Contact resistance: 30m ohm max. (initial) and 50m ohm Max. (after durability)
 - Insulation resistance: 100M ohm min..
 - Dielectric withstanding voltage: AC500V.
 - Current rating: 1.0A
 - Operating temperature: -25°C ~+85°C
 - Mechanical specification:
 - FFC inserion force: 150gf max. per pin.
 - FFC withdraw force: 30gf min. per pin.
 - Durability: 20 cycles.
 - Product number matrix:



Definition	Code				
☉ Matte Tin plated	A				
☉ Bright Tin plated	V				
☉ Gold plated over all	☉ Duplex plated				
flash B	1u" R	3u" C	5u" M	10u" N	15u" P
5u" D	10u" E	15u" F	20u" Q	25u" T	30u" U
20u" G	25u" H	30u" J	☉ All plated is lead free.		



RECOMMENDED FFC LAYOUT
TOLERANCE ± 0.05



RECOMMENDED PCB LAYOUT
TOLERANCE ± 0.05

PIN NO.	DIM.A	DIM.B	DIM.C	DIM.D	DIM.E	PIN NO.	DIM.A	DIM.B	DIM.C	DIM.D	DIM.E
16	17.05	15.00	19.00	17.00	6.00	30	31.05	29.00	33.00	31.00	6.00
15	16.05	14.00	18.00	16.00	6.00	29	30.05	28.00	32.00	30.00	6.00
14	15.05	13.00	17.00	15.00	6.00	28	29.05	27.00	31.00	29.00	6.00
13	14.05	12.00	16.00	14.00	6.00	27	28.05	26.00	30.00	28.00	6.00
12	13.05	11.00	15.00	13.00	6.00	26	27.05	25.00	29.00	27.00	6.00
11	12.05	10.00	14.00	12.00	6.00	25	26.05	24.00	28.00	26.00	6.00
10	11.05	9.00	13.00	11.00	6.00	24	25.05	23.00	27.00	25.00	6.00
9	10.05	8.00	12.00	10.00	6.00	23	24.05	22.00	26.00	24.00	6.00
8	9.05	7.00	11.00	9.00	6.00	22	23.05	21.00	25.00	23.00	6.00
7	8.05	6.00	10.00	8.00	6.00	21	22.05	20.00	24.00	22.00	6.00
6	7.05	5.00	9.00	7.00	6.00	20	21.05	19.00	23.00	21.00	6.00
5	6.05	4.00	8.00	6.00	6.00	19	20.05	18.00	22.00	20.00	6.00
4	5.05	3.00	7.00	5.00	4.00	18	19.05	17.00	21.00	19.00	6.00
						17	18.05	16.00	20.00	18.00	6.00

PART NO. CONTRAST	
OLD PART NO.	NEW PART NO.
FL38-XXXX-02	FC38-XXN0-XXX



TOLERANCE UNLESS OTHERWISE SPECIFIED			
X.X	±0.30	X.°	±3°
X.XX	±0.20	X.X°	±2°
X.XXX		X.XX°	±1°

SCALE	1:1
UNIT	mm
SIZE	A4

ORIGINAL DRAWN: Peak
 CHECK: Xu peiguang
 APPROVE: Ady zhou

DATE: 2019.10.25
 DATE: 2019.10.25
 DATE: 2019.10.25

DWG. NO. 600-0000-0348
 PARTS NO. (INTENDED USE) FC38-XXN0-XXH

TITLE FC38 CUSTOMER DRAWING

REV. 2
 SHEET 1/1

X-ON Electronics

Largest Supplier of Electrical and Electronic Components

Click to view similar products for [FFC & FPC Connectors](#) category:

Click to view products by [STWXE](#) manufacturer:

Other Similar products are found below :

[00-6200-227-022-800](#) [006205250500825+](#) [006205280500825+](#) [FPH-1602G](#) [086222026001800](#) [52610-0675](#) [62674-201121DLF](#) [52746-1671-TR250](#) [10051922-1610EHLF](#) [10051922-2810EHLF](#) [686322124422](#) [XF3M-2915-1B-R100](#) [AYF353125A](#) [AYF530665TA](#) [AYF534065TA](#) [20FLH-RSM1-TB](#) [207356-1](#) [SFW12R-5STE9LF](#) [SFW18R-1STAE9LF](#) [SFW4R-5STE9LF](#) [52807-0430](#) [046283021002868+](#) [FFC05011-10SBB114W5M](#) [502250-8027](#) [67000-008LF](#) [200528-0260](#) [FH28K-10S-0.5SH](#) [FH52K-6S-0.5SH](#) [0.5K-DX-30PWB](#) [DS1020-08-10VBT12](#) [THD0515-34CL-GF](#) [X05A10L28G](#) [ECC2841061EU](#) [1.0K-DHQX-16PWB](#) [1.0K-DHQX-30PWB](#) [1775333-6](#) [10054365-202110ELF](#) [10054365-242110ELF](#) [10054365-282110ELF](#) [10064555-392220HLF](#) [59453-041110EBHLF](#) [59453-091110EDHLF](#) [62674-241141ALF](#) [62684-432100ALF](#) [62684-451100AHLF](#) [62684-5721N0ALF](#) [HFW11R-1STE1MTLF](#) [HFW12R-1STE9LF](#) [HFW14R-1STE9MTLF](#) [HFW18S-2STE9LF](#)