



Shenzhen Shenhai Weikang Electronics Co., Ltd.

FL38-XXXX-02	FC38-XXN0-XXX
OLD PART NO.	NEW PART NO.
PART NO. CONTRAST	

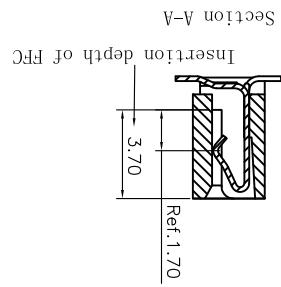
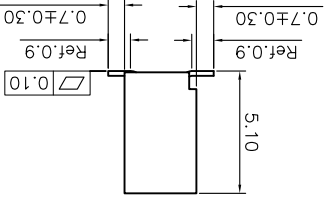
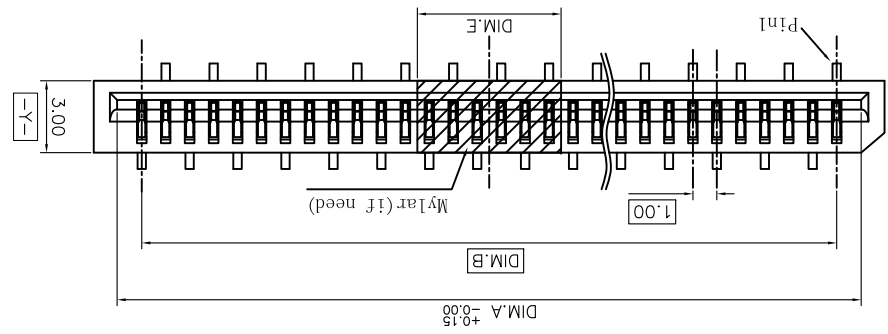
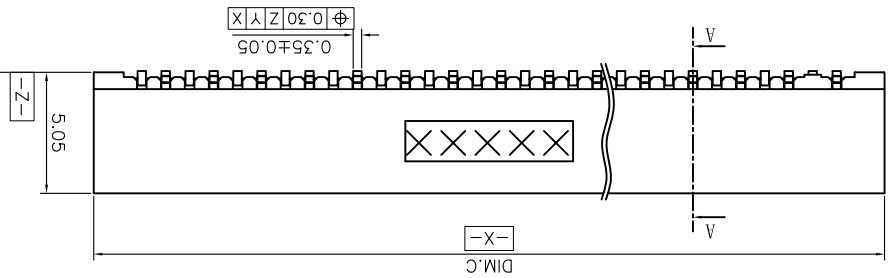
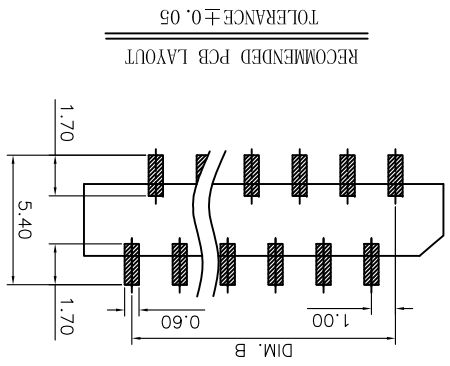
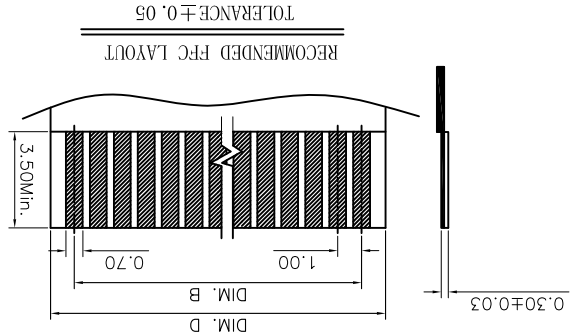
X.XXX	X.XX°	±1°
X.XX	X.X°	±2°
X.X	X.°	±3°
TOLERANCE UNLESS OTHERWISE SPECIFIED		

SCALE 1:1	UNIT mm	SIZE A4
-----------	---------	---------

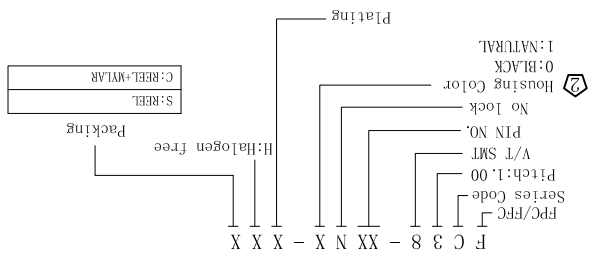
DATE 2019.10.25	APPROVE: Ady Zhou
DATE 2019.10.25	CHECK: Xu Peiguang
DATE 2019.10.25	ORIGINAL DRAWN: Peak

REV. 2	TITLE FC38 CUSTOMER DRAWING
SHEET 1/1	PARTS NO. (INTENDED USE) FC38-XXN0-XXH
	DWG. NO. 600-0000-0348

PIN NO.	DIM.A	DIM.B	DIM.C	DIM.D	DIM.E	PIN NO.	DIM.A	DIM.B	DIM.C	DIM.D	DIM.E
4	5.05	3.00	7.00	5.00	4.00	17	18.05	16.00	20.00	18.00	6.00
5	6.05	4.00	8.00	6.00	6.00	18	19.05	17.00	21.00	19.00	6.00
6	7.05	5.00	9.00	7.00	6.00	19	20.05	18.00	22.00	20.00	6.00
7	8.05	6.00	10.00	8.00	6.00	20	21.05	19.00	23.00	21.00	6.00
8	9.05	7.00	11.00	9.00	6.00	21	22.05	20.00	24.00	22.00	6.00
9	10.05	8.00	12.00	10.00	6.00	22	23.05	21.00	25.00	23.00	6.00
10	11.05	9.00	13.00	11.00	6.00	23	24.05	22.00	26.00	24.00	6.00
11	12.05	10.00	14.00	12.00	6.00	24	25.05	23.00	27.00	25.00	6.00
12	13.05	11.00	15.00	13.00	6.00	25	26.05	24.00	28.00	26.00	6.00
13	14.05	12.00	16.00	14.00	6.00	26	27.05	25.00	29.00	27.00	6.00
14	15.05	13.00	17.00	15.00	6.00	27	28.05	26.00	30.00	28.00	6.00
15	16.05	14.00	18.00	16.00	6.00	28	29.05	27.00	31.00	29.00	6.00
16	17.05	15.00	19.00	17.00	6.00	29	30.05	28.00	32.00	30.00	6.00
	17.05	15.00	19.00	17.00	6.00	30	31.05	29.00	33.00	31.00	6.00



Definition	Code
Matte Tin plated	A
Bright Tin plated	V
Duplex plated	
Gold plated over all	
Flash B 1u" R 3u" C 5u" M 10u" N 15u" P 5u" D 10u" E 15u" F 20u" Q 25u" T 30u" U 20u" G 25u" H 30u" J	
All plated is lead free.	



- Notes: (Unless otherwise specified) 1. Dimension shall be interpreted per ANSI Y14.5M-1994. 2. Material: Housing: High temperature plastic, UL94V-0 Contact: Copper alloy T=2.0mm. 3. Electrical specification: Contact resistance:30m ohm max.(initial) and 50m ohm Max.(after durability) Insulation resistance:100M ohm min.. Dielectric withstanding voltage:AC500V. Current rating:1.0A Operating temperature:-25°C ~+85°C 4. Mechanical specification: FFC insertion force:150gf max. per pin. FFC withdraw force:30gf min. per pin. Durability:20 cycles. 5. Product number matrix:

REV.	ECN Number	Description	Drawn
I	CS18010102	RELEASE	XPG_2018.01.30
	E19100023	Modify product number matrix	Peak_2019.10.25

## X-ON Electronics

Largest Supplier of Electrical and Electronic Components

*Click to view similar products for [FFC & FPC Connectors](#) category:*

*Click to view products by [STWXE](#) manufacturer:*

Other Similar products are found below :

[HFW11R-1STE1H1LF](#) [FA5B016HP1](#) [FH29B-100S-0.2SHW\(99\)](#) [FA5S008HP1](#) [FH29B-120S-0.2SHW\(99\)](#) [FH29B-80S-0.2SHW\(99\)](#) [FHS-16](#) [FPH-2022G](#) [52610-1075](#) [52610-1275](#) [52610-1934](#) [XF3M\(1\)-1415-1B-R100](#) [501951-3200](#) [0525594033](#) [086210010340800](#)  
[086222026001800](#) [62674-201121DLF](#) [62684-36210E9ALF](#) [52610-1675](#) [52746-1671-TR250](#) [10051922-2810EHLF](#) [6-520415-9](#) [BD021-09A-A1-0350-0200-0550-LD](#) [SFV6R-1STE9HLF](#) [XF3M-2915-1B-R100](#) [1658549-1](#) [62674-221121ALF](#) [46214008010800](#) [046298003000883](#)  
[151660622](#) [842-816-2630-035](#) [AYF331135A](#) [AYF530665TA](#) [AYF351525](#) [046296011930846+](#) [AYF352325A](#) [046254020000800+](#) [FH19C-13S-0.5SH\(99\)](#) [FH39J-51S-0.3SHW\(99\)](#) [AYF355125A](#) [AYF530365TA](#) [FH29B-44S-0.2SHW\(99\)](#) [SFW5R-2STAE9LF](#) [AYF351125A](#)  
[AYF350725A](#) [62684-502100AHLF](#) [FH39-61S-0.3SHW\(99\)](#) [AYF414035A](#) [10064555-172520HLF](#) [AYF212335A](#)