

SMD Power Inductor

0320CDMCC/DS



Recommended Type

Description

- Metal compound molding type construction
- Magnetically shielded
- Low audible core noise
- Suitable for large current
- LxWxH:3.7x3.4x2.0mm Max.
- Product weight: 0.107g (Ref.)
- Moisture Sensitivity Level: 1



Environmental Data

- Operating temperature range: -55°C ~ +125°C (including coil's self temperature rise)
- Storage temperature range: -55°C ~ +125°C

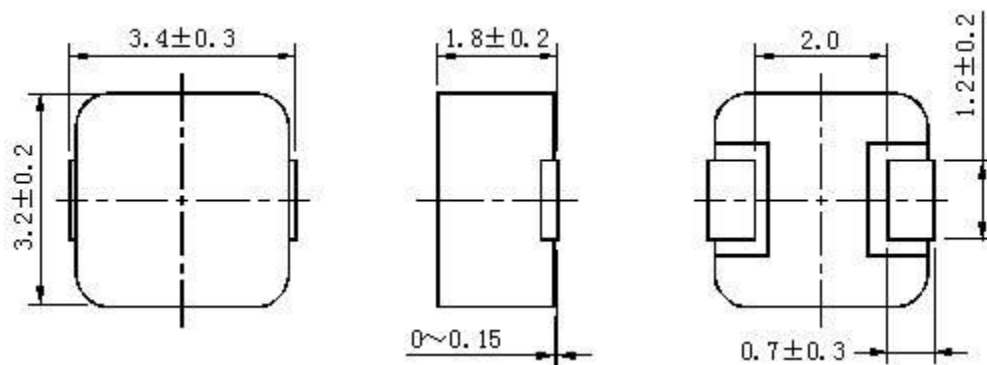
Packaging

- Carrier tape and reel packaging
- 3000pcs per reel

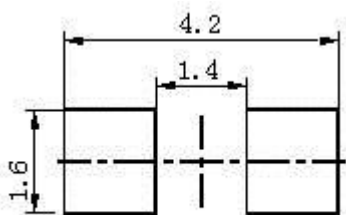
Applications

- Ideally used in notebook, ultrabook, tablet PC, LCD display, server application
- HDD,SSD modules application
- Low profile, high current power supplies
- Battery powered devices
- High current, POL converters
- DC/DC converter in distributed power systems

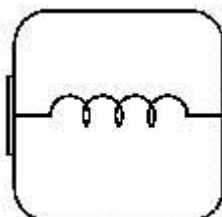
Dimension - [mm]



Recommended Land pattern - [mm]



Wire Connection



SMD Power Inductor

0320CDMCC/DS



Electrical Characteristics

Part Number	Inductance [Within] (μ H) ※1	D.C.R. at 20°C Max.(Typ.) (m Ω)	Saturation Current (A) Max.(Typ.) ※2	Temperature Rise Current (A) Max.(Typ.) ※3
0320CDMCCDS-R22MC	0.22 \pm 20%	10.20 (8.50)	6.90 (8.10)	(10.00)
0320CDMCCDS-R33MC	0.33 \pm 20%	11.40 (9.50)	6.50 (7.60)	(9.50)
0320CDMCCDS-R47MC	0.47 \pm 20%	15.60 (13.00)	5.20 (6.20)	(7.50)
0320CDMCCDS-R56MC	0.56 \pm 20%	18.00 (15.00)	4.80 (5.70)	(7.00)
0320CDMCCDS-R68MC	0.68 \pm 20%	21.60 (18.00)	4.60 (5.40)	(6.50)
0320CDMCCDS-R82MC	0.82 \pm 20%	27.00 (22.50)	4.50 (5.30)	(5.60)
0320CDMCCDS-1R0MC	1.00 \pm 20%	31.20 (26.00)	4.40 (5.20)	(5.50)
0320CDMCCDS-1R5MC	1.50 \pm 20%	45.60 (38.00)	3.20 (3.80)	(4.00)
0320CDMCCDS-2R2MC	2.20 \pm 20%	72.00 (60.00)	2.90 (3.40)	(3.50)
0320CDMCCDS-3R3MC	3.30 \pm 20%	108 (90.00)	2.10 (2.50)	(2.50)

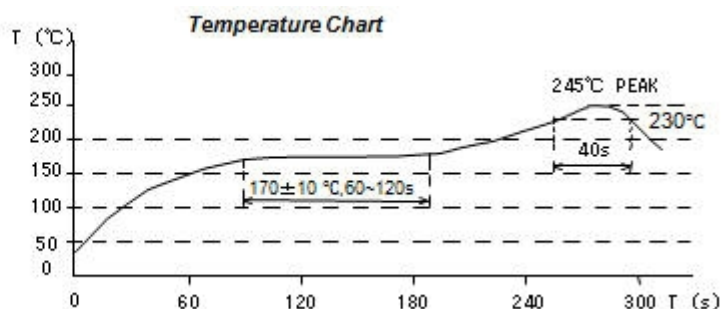
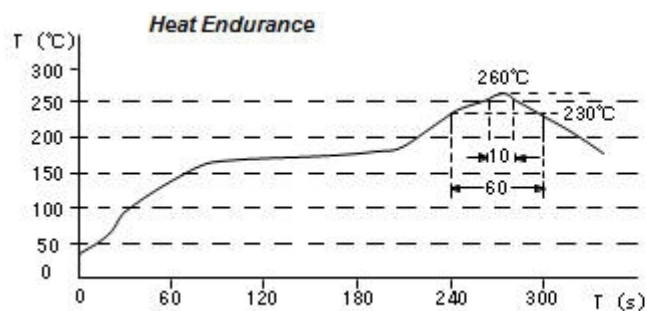
※1 Measuring frequency inductance at 100KHz, 1.0V

※2 Saturation current: The actual value of DC current when the inductance is over 70% of the initial value.

※3 Temperature rise current: The actual value of DC current when the coil temperature rise is $\Delta T=40^{\circ}\text{C}$.

$\Delta T=40^{\circ}\text{C}$ ($T_a=25^{\circ}\text{C}$) Board conditions: FR4, Copper=70 μ m, four-layer PWB, t=1.6mm.

Solder Reflow Condition



SMD Power Inductor

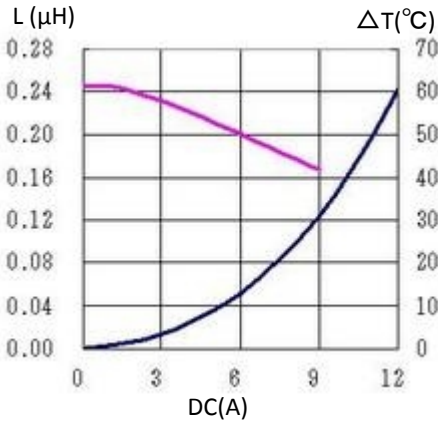
0320CDMCC/DS



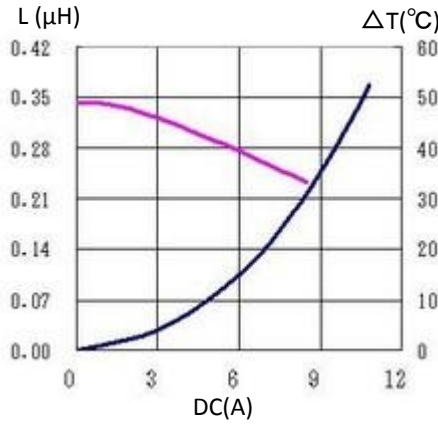
Saturation Current & Temperature Rise Graph

— L (20°C) — ΔT

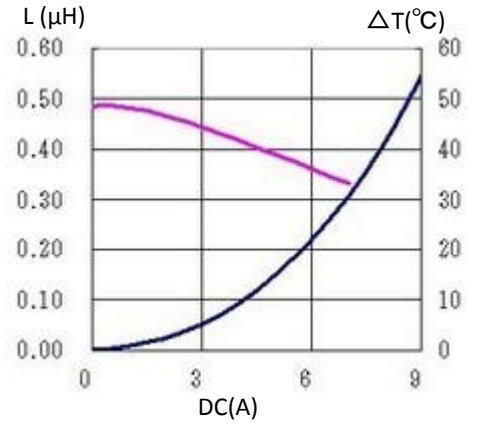
1. 0320CDMCCDS-R22MC



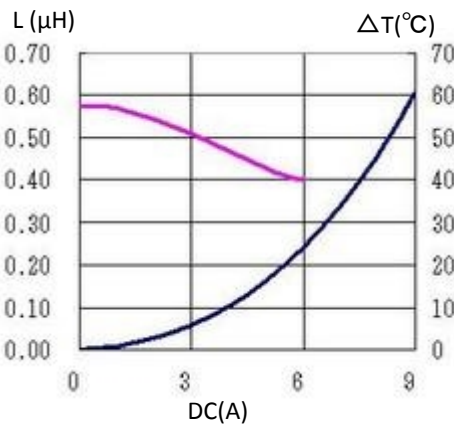
2. 0320CDMCCDS-R33MC



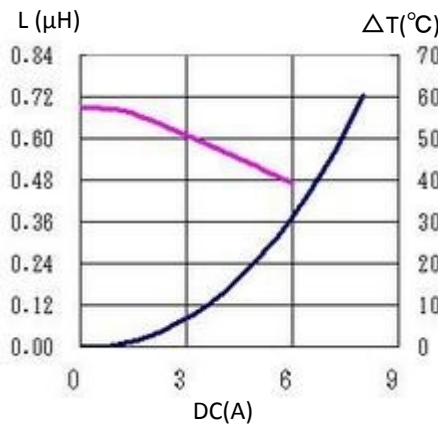
3. 0320CDMCCDS-R47MC



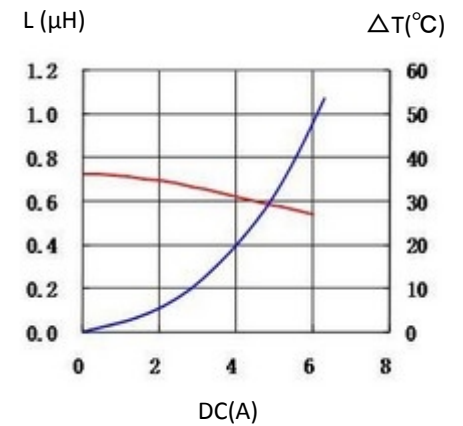
4. 0320CDMCCDS-R56MC



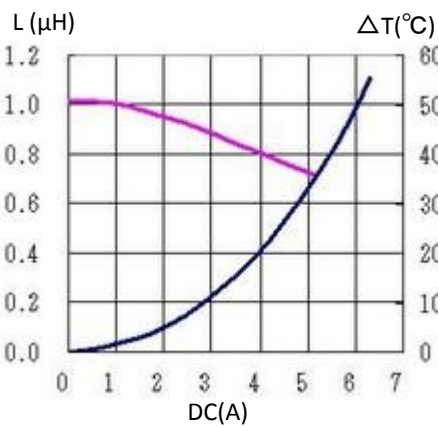
5. 0320CDMCCDS-R68MC



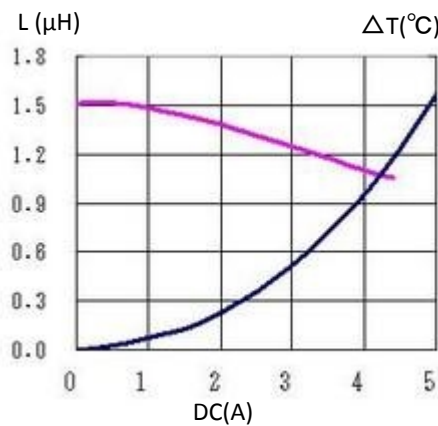
6. 0320CDMCCDS-R82MC



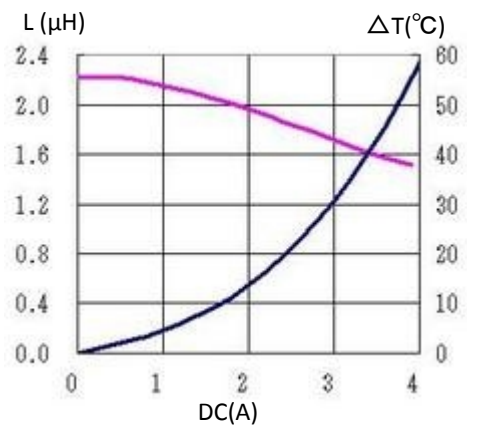
7. 0320CDMCCDS-1R0MC



8. 0320CDMCCDS-1R5MC



9. 0320CDMCCDS-2R2MC



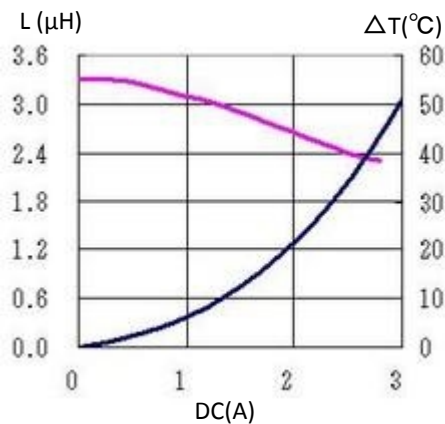
SMD Power Inductor

0320CDMCC/DS



Recommended Type

10. 0320CDMCCDS-3R3MC



For sales office information, please [click here](#) to visit our website.

X-ON Electronics

Largest Supplier of Electrical and Electronic Components

Click to view similar products for [Fixed Inductors](#) category:

Click to view products by [Sumida](#) manufacturer:

Other Similar products are found below :

[CR43NP-680KC](#) [CR54NP-820KC](#) [CR54NP-8R5MC](#) [CTX32CT-100](#) [70F224AI](#) [MGDQ4-00004-P](#) [MHL1ECTTP18NJ](#) [MHL1JCTTD12NJ](#)
[PE-51506NL](#) [PE-53601NL](#) [PE-53602NL](#) [PE-53630NL](#) [PE-53824SNLT](#) [PE-62892NL](#) [PE-92100NL](#) [PG0434.801NLT](#) [PG0936.113NLT](#)
[9310-16](#) [PM06-2N7](#) [PM06-39NJ](#) [A01TK](#) [1206CS-471XJ](#) [HC2-2R2TR](#) [HC2LP-R47-R](#) [HC3-2R2-R](#) [1206CS-151XG](#) [RCH664NP-140L](#)
[RCH664NP-4R7M](#) [RCH8011NP-221L](#) [RCP1317NP-332L](#) [RCP1317NP-391L](#) [RCR1010NP-470M](#) [RCR110DNP-331L](#) [DH2280-4R7M](#)
[DS1608C-106](#) [ASPI-4020HI-R10M-T](#) [B10TJ](#) [B82477P4333M](#) [B82498B3101J000](#) [B82498B3680J000](#) [ELJ-RE27NJF2](#) [1812CS-153XJ](#)
[1812CS-183XJ](#) [1812CS-223XJ](#) [1812LS-104XJ](#) [1812LS-105XJ](#) [1812LS-124XJ](#) [1812LS-154XJ](#) [1812LS-223XJ](#) [1812LS-224XJ](#)