

SMD Power Inductor

0410CDMCC/DS



Description

- Metal compound molding type construction
- Magnetically shielded
- Low audible core noise
- Suitable for large current
- LxWxH:4.75x4.45x1.0mm Max.
- Product weight: 0.098g (Ref.)
- Moisture Sensivity Level: 1



Environmental Data

- Operating temperature range: -55°C~+125°C (including coil's self temperature rise)
- Storage temperature range: -55°C~+125°C

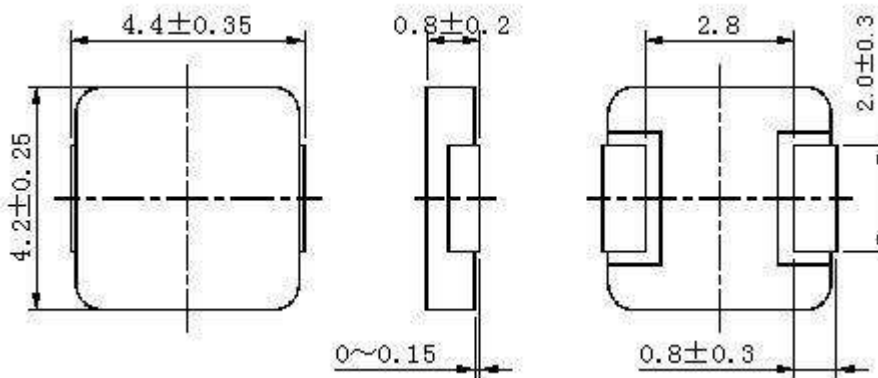
Packaging

- Carrier tape and reel packaging.
- 3000pcs per reel

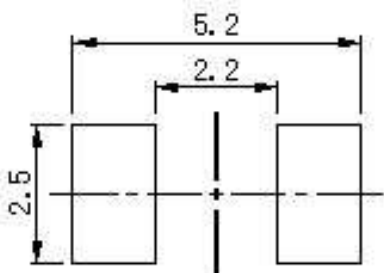
Applications

- Ideally used in notebook, ultrabook, tablet PC, LCD display, server application.
- HDD, SSD modules application.
- Low profile, high current power supplies.
- Battery powered devices.
- High current, POL converters.
- DC/DC converter in distributed power systems.

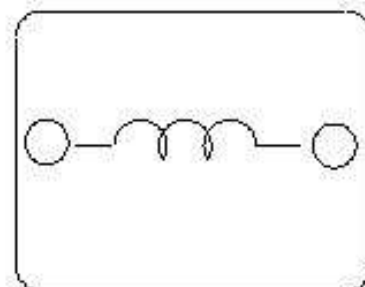
Dimension - [mm]



Recommended Land pattern - [mm]



Wire Connection



Note: This specification is subject to change without notice. Please contact your nearest sales office for updated information when placing an order.

SMD Power Inductor

0410CDMCC/DS



Electrical Characteristics

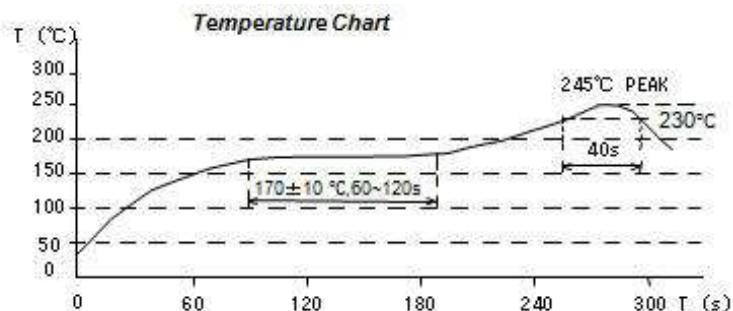
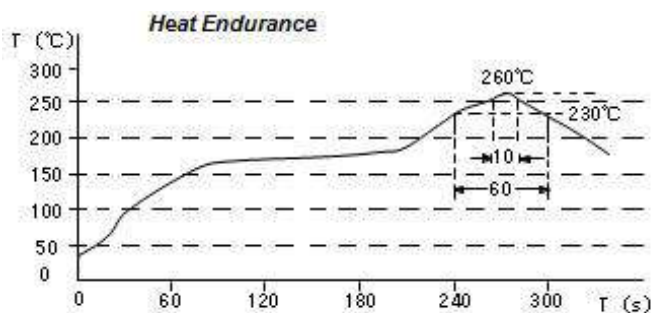
| Part Number | Inductance [Within] (μ H) ※1 | D.C.R. at 20°C (A) Max. (Typ.) (m Ω) | Saturation Current (A) Max. (Typ.) ※2 | Temperature Rise Current (A) (Typ.) ※3 |
|-------------------|-----------------------------------|--|---------------------------------------|--|
| 0410CDMCCDS-R10MC | 0.10 \pm 20% | 5.80 (4.80) | 12.20 (14.40) | (14.00) |
| 0410CDMCCDS-R15MC | 0.15 \pm 20% | 6.30 (5.20) | 11.10 (13.10) | (13.00) |
| 0410CDMCCDS-R22MC | 0.22 \pm 20% | 11.70 (9.70) | 7.80 (9.20) | (9.00) |
| 0410CDMCCDS-R33MC | 0.33 \pm 20% | 23.00 (19.20) | 6.90 (8.10) | (6.00) |
| 0410CDMCCDS-R47MC | 0.47 \pm 20% | 30.50 (25.40) | 5.40 (6.40) | (5.00) |
| 0410CDMCCDS-R56MC | 0.56 \pm 20% | 34.50 (28.80) | 5.30 (6.20) | (4.50) |
| 0410CDMCCDS-R68MC | 0.68 \pm 20% | 38.90 (32.40) | 4.30 (5.10) | (4.00) |
| 0410CDMCCDS-1R0MC | 1.00 \pm 20% | 56.00 (49.00) | 3.50 (4.10) | (3.70) |
| 0410CDMCCDS-1R2MC | 1.20 \pm 20% | 66.00 (57.00) | 3.20 (3.80) | (3.50) |
| 0410CDMCCDS-1R5MC | 1.50 \pm 20% | 82.00 (72.00) | 2.90 (3.40) | (3.20) |
| 0410CDMCCDS-2R2MC | 2.20 \pm 20% | 107 (93.00) | 2.60 (3.10) | (2.90) |
| 0410CDMCCDS-3R3MC | 3.30 \pm 20% | 203 (177) | 2.20 (2.60) | (1.80) |
| 0410CDMCCDS-4R7MC | 4.70 \pm 20% | 243 (211) | 1.60 (1.90) | (1.75) |
| 0410CDMCCDS-6R8MC | 6.80 \pm 20% | 257 (224) | 1.50 (1.70) | (1.70) |
| 0410CDMCCDS-100MC | 10.00 \pm 20% | 318 (277) | 1.40 (1.65) | (1.60) |

※1 Measuring frequency Inductance at 100kHz 1V.

※2 Saturation current: This indicates the actual value of D.C. current when the inductance becomes 30% lower than its initial value.

※3 Temperature rise current: The actual value of D.C. current when the temperature of coil becomes $\Delta T=40^{\circ}\text{C}$ ($T_a=25^{\circ}\text{C}$). (Test board condition: FR4, Copper=70 μ m, four-layer PWB t=1.6mm)

Solder Reflow Condition



SMD Power Inductor

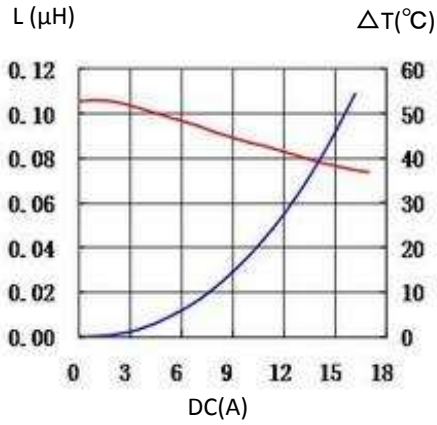
0410CDMCC/DS



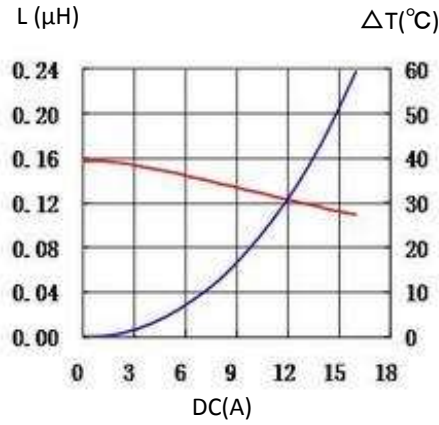
Saturation Current & Temperature Rise Graph

— L (20°C) — ΔT

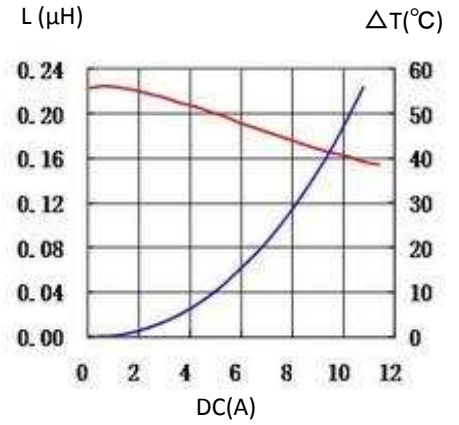
1. 0410CDMCCDS-R10MC



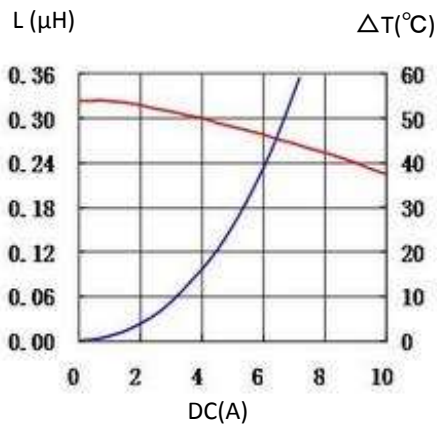
2. 0410CDMCCDS-R15MC



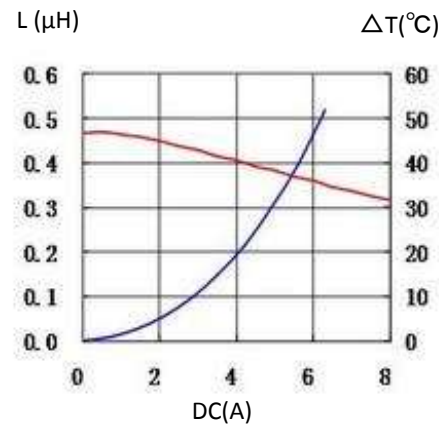
3. 0410CDMCCDS-R22MC



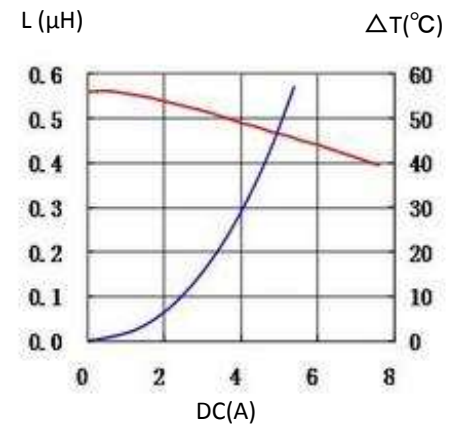
4. 0410CDMCCDS-R33MC



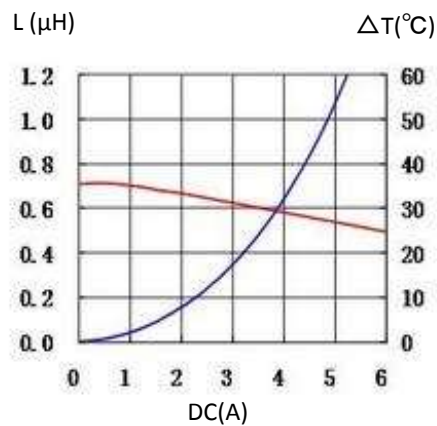
5. 0410CDMCCDS-R47MC



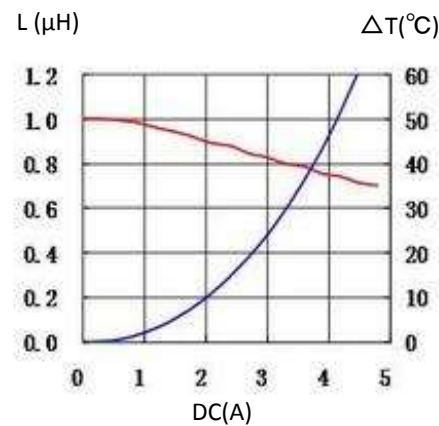
6. 0410CDMCCDS-R56MC



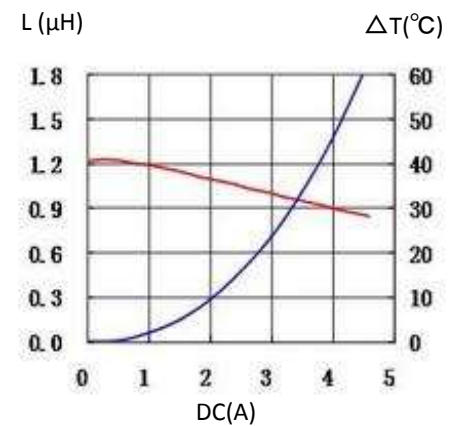
7. 0410CDMCCDS-R68MC



8. 0410CDMCCDS-1R0MC



9. 0410CDMCCDS-1R2MC

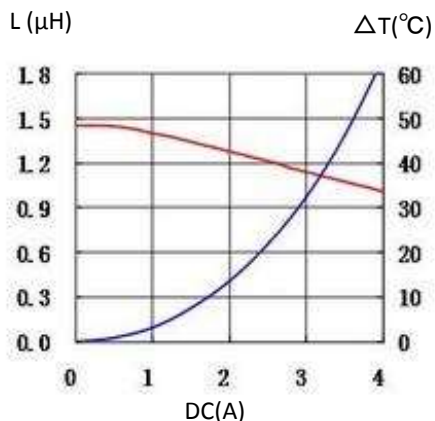


SMD Power Inductor

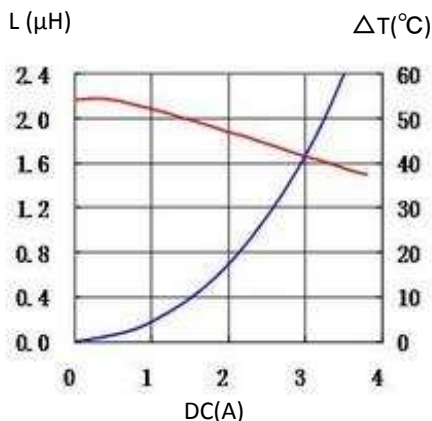
0410CDMCC/DS



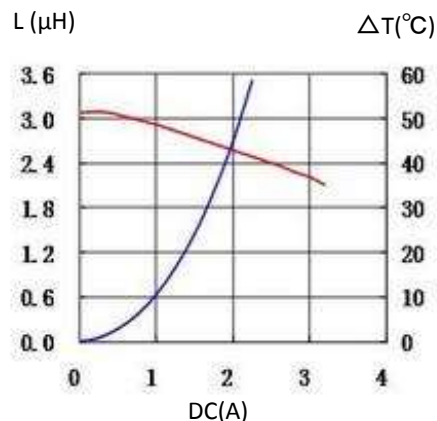
10. 0410CDMCCDS-1R5MC



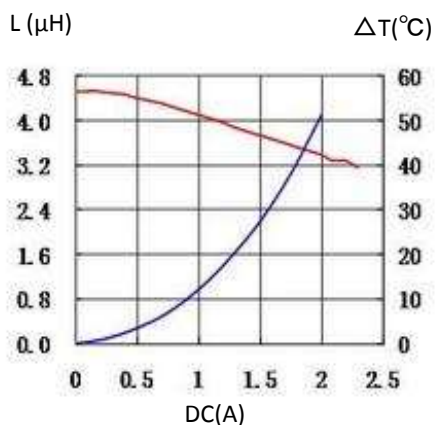
11. 0410CDMCCDS-2R2MC



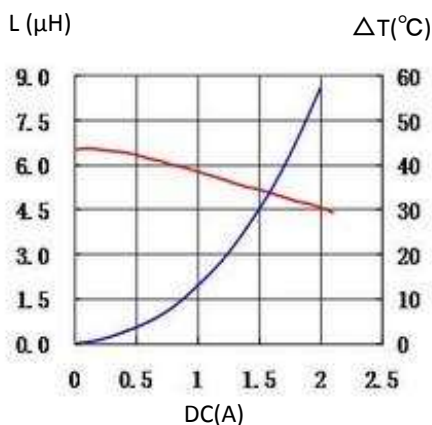
12. 0410CDMCCDS-3R3MC



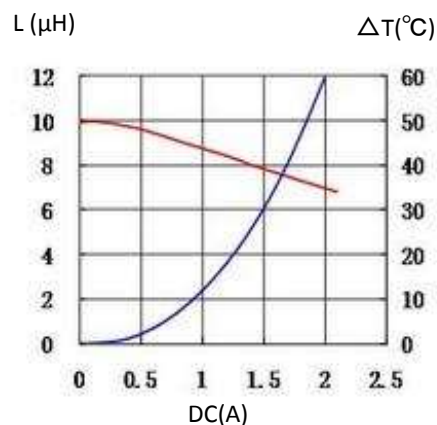
13. 0410CDMCCDS-4R7MC



14. 0410CDMCCDS-6R8MC



15. 0410CDMCCDS-100MC



For sales office information, please [click here](#) to visit our website.

X-ON Electronics

Largest Supplier of Electrical and Electronic Components

Click to view similar products for [Fixed Inductors](#) category:

Click to view products by [Sumida](#) manufacturer:

Other Similar products are found below :

[CR43NP-680KC](#) [CR54NP-820KC](#) [CR54NP-8R5MC](#) [CTX32CT-100](#) [70F224AI](#) [MGDQ4-00004-P](#) [MHL1ECTTP18NJ](#) [MHL1JCTTD12NJ](#)
[PE-51506NL](#) [PE-53601NL](#) [PE-53602NL](#) [PE-53630NL](#) [PE-53824SNLT](#) [PE-62892NL](#) [PE-92100NL](#) [PG0434.801NLT](#) [PG0936.113NLT](#)
[9310-16](#) [PM06-2N7](#) [PM06-39NJ](#) [A01TK](#) [1206CS-471XJ](#) [HC2-2R2TR](#) [HC2LP-R47-R](#) [HC3-2R2-R](#) [1206CS-151XG](#) [RCH664NP-140L](#)
[RCH664NP-4R7M](#) [RCH8011NP-221L](#) [RCP1317NP-332L](#) [RCP1317NP-391L](#) [RCR1010NP-470M](#) [RCR110DNP-331L](#) [DH2280-4R7M](#)
[DS1608C-106](#) [ASPI-4020HI-R10M-T](#) [B10TJ](#) [B82477P4333M](#) [B82498B3101J000](#) [B82498B3680J000](#) [ELJ-RE27NJF2](#) [1812CS-153XJ](#)
[1812CS-183XJ](#) [1812CS-223XJ](#) [1812LS-104XJ](#) [1812LS-105XJ](#) [1812LS-124XJ](#) [1812LS-154XJ](#) [1812LS-223XJ](#) [1812LS-224XJ](#)