

SMD Power Inductor 0420CDMCC/DS



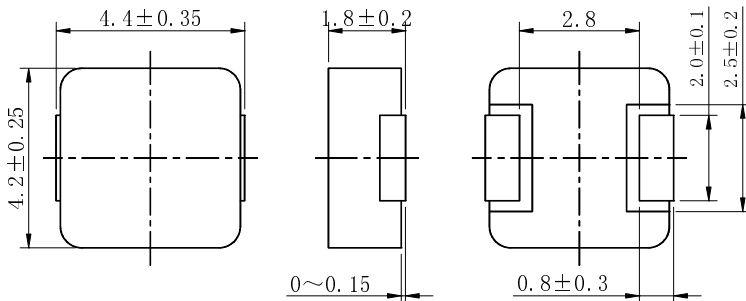
Halogen Free



Description

- Metal compound molding type construction.
- Magnetically shielded.
- Low audible core noise.
- Suitable for large current.
- L × W × H: 4.75 × 4.45 × 2.0mm Max.
- Product weight: 0.18g (Ref.)
- Moisture Sensitivity Level: 1
- RoHS compliance.
- Halogen Free available.

Dimension - [mm]



Land pattern and Schematics - [mm]



Environmental Data

- Operating temperature range: -55°C ~ +125°C (including coil's self temperature rise)
- Storage temperature range: -55°C ~ +125°C
- Solder reflow temperature: 260 °C peak.

Packaging

- Carrier tape and reel packaging.
- 3000pcs/Reel.

Applications

- Ideally used in notebook, ultrabook, tablet PC, LCD display, Server application.
- HDD, SSD modules application.
- High current, POL converters.
- Low profile, high current power supplies.
- Battery powered devices.
- DC/DC converters in distributed power systems.

SMD Power Inductor

0420CDMCC/DS



Electrical Characteristics

Part No.	Stamp	Inductance [Within] (μ H) ※1	D.C.R (m Ω) Max.(Typ.) at 25°C	Saturation Current (A) Max.(Typ.) (at 25°C) ※2	Temperature rise current (A) (Typ.) ※3
0420CDMCCDS-R10MC	R10	0.10 \pm 20%	4.0(3.5)	19(22)	17.0
0420CDMCCDS-R22MC	R22	0.22 \pm 20%	6.6(6.0)	15(18)	12.0
0420CDMCCDS-R33MC	R33	0.33 \pm 20%	10.5(9.0)	10(12)	10.5
0420CDMCCDS-R47MC	R47	0.47 \pm 20%	14(12.5)	9.5(11)	9.0
0420CDMCCDS-R56MC	R56	0.56 \pm 20%	16(14)	10(12)	8.1
0420CDMCCDS-R68MC	R68	0.68 \pm 20%	18(16)	8.2(9.6)	8.0
0420CDMCCDS-1R0MC	1R0	1.0 \pm 20%	27(24)	7.0(8.0)	6.5
0420CDMCCDS-1R2MC	1R2	1.2 \pm 20%	27(24)	7.0(8.0)	6.5
0420CDMCCDS-1R5MC	1R5	1.5 \pm 20%	46(38)	5.7(6.7)	4.9
0420CDMCCDS-2R2MC	2R2	2.2 \pm 20%	58(52)	5.4(6.3)	4.3
0420CDMCCDS-3R3MC	3R3	3.3 \pm 20%	87(74)	4.0(4.7)	3.5
0420CDMCCDS-4R7MC	4R7	4.7 \pm 20%	105(92)	2.5(3.0)	2.7
0420CDMCCDS-6R8MC	6R8	6.8 \pm 20%	175(160)	2.3(2.7)	2.1
0420CDMCCDS-100MC	100	10 \pm 20%	282(256)	2.1(2.5)	1.5
0420CDMCCDS-150MC	150	15 \pm 20%	352(320)	1.6(1.9)	1.4
0420CDMCCDS-220MC	220	22 \pm 20%	363(330)	1.4(1.7)	1.2

※1 Measuring frequency Inductance at 100kHz ,1.0V

※2 Saturation current: The value of DC current when the inductance is over 70% of its initial value. (at 25°C)

※3 Temperature rise current: The actual value of DC current when temperature of coil rise is

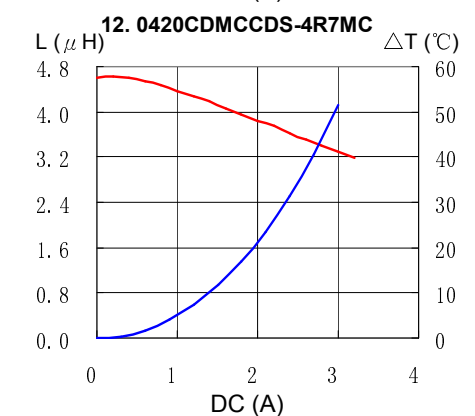
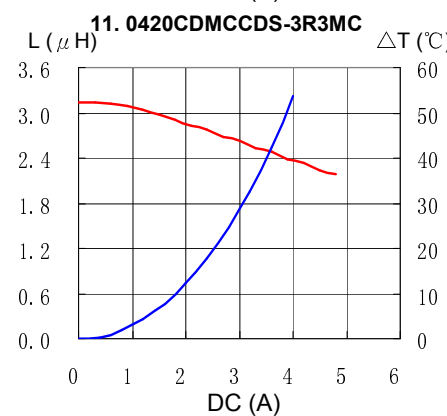
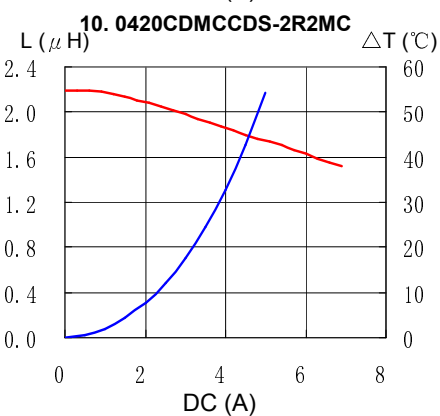
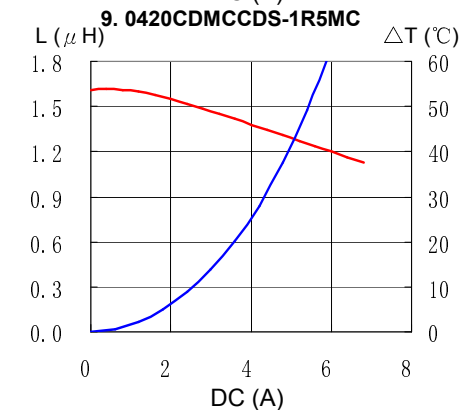
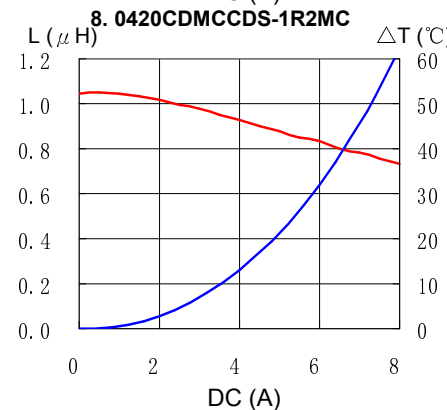
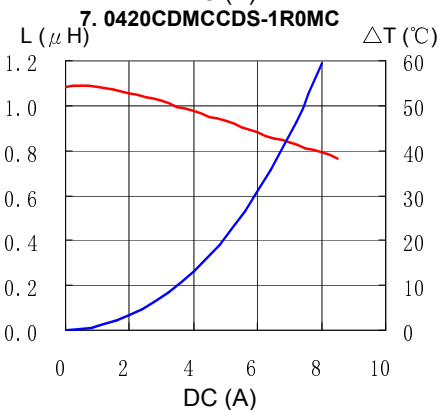
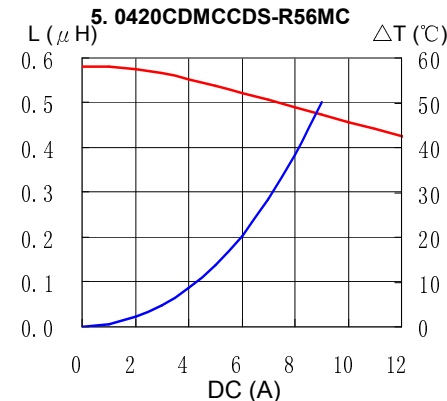
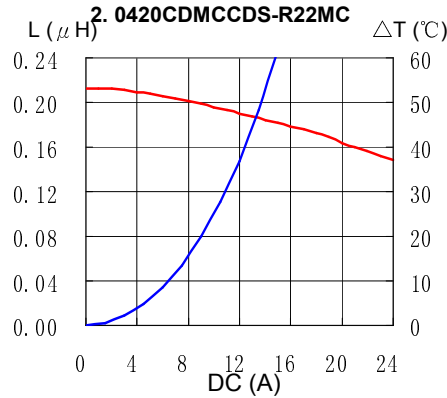
Δ T=40°C(Ta=25°C) Board conditions: FR4, Copper=70 μ m, four-layer PWB, t=1.6mm.

SMD Power Inductor 0420CDMCC/DS



Saturation Current & Temperature Rise Graph

— L (20°C) — ΔT

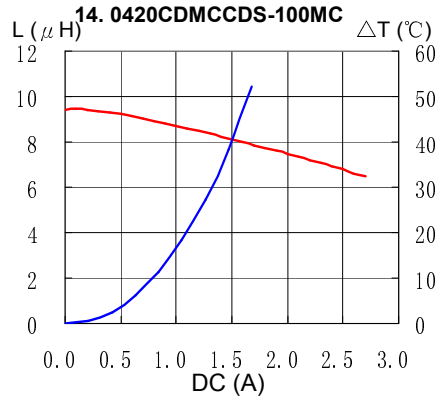


SMD Power Inductor 0420CDMCC/DS



Saturation Current & Temperature Rise Graph

— L (20°C) — ΔT



SMD Power Inductor 0420CDMCC/DS



Solder Reflow Condition



Please refer to the sales offices on our website - <http://www.sumida.com>

Hong Kong

Tel.+852-2880-6781
FAX.+852-2565-9600
sales@hk.sumida.com

Saitama(Japan)

Tel.+81-48-691-7300
FAX.+81-48-691-7340
sales@jp.sumida.com

Chicago

Tel.+1-847-545-6700
FAX. +1-847-545-6720
sales@us.sumida.com

Shanghai

Tel.+86-21-5836-3299
FAX.+86-21-5836-3266
shanghai.sales@cn.sumida.com

Seoul

Tel.+82-2-6237-0777
FAX.+82-2-6237-0778
sales@kr.sumida.com

Oberzell

Tel.+49-8591-937-0
FAX. +49-8591-937-103
contact@eu.sumida.com

Shenzhen

Tel.+86-755-8291-0228
FAX.+86-755-8291-0338
shenzhen.sales@cn.sumida.com

Singapore

Tel.+65-6296-3388
FAX.+65-6841-4426
sales@sg.sumida.com

Neumarkt

Tel.+49-9181-4509-110
FAX. +49-9181-4509-310
infocomp@eu.sumida.com

Taipei

Tel.+886-2-8751-2737
FAX.+886-2-8751-2738
sales@tw.sumida.com

San Jose

Tel.+1-408-321-9660
FAX.+1-408-321-9308
sales@us.sumida.com

X-ON Electronics

Largest Supplier of Electrical and Electronic Components

Click to view similar products for [Fixed Inductors](#) category:

Click to view products by [Sumida](#) manufacturer:

Other Similar products are found below :

[CR32NP-151KC](#) [CR32NP-180KC](#) [CR32NP-181KC](#) [CR32NP-1R5MC](#) [CR32NP-390KC](#) [CR32NP-3R9MC](#) [CR32NP-680KC](#) [CR32NP-820KC](#) [CR32NP-8R2MC](#) [CR43NP-390KC](#) [CR43NP-560KC](#) [CR43NP-680KC](#) [CR54NP-181KC](#) [CR54NP-470LC](#) [CR54NP-820KC](#) [CR54NP-8R5MC](#) [70F224AI](#) [MGDQ4-00004-P](#) [MHL1ECTTP18NJ](#) [MHQ1005P10NJ](#) [MHQ1005P1N0S](#) [MHQ1005P2N4S](#) [MHQ1005P3N6S](#) [MHQ1005P5N1S](#) [MHQ1005P8N2J](#) [PE-51506NL](#) [PE-53601NL](#) [PE-53602NL](#) [PE-53630NL](#) [PE-53824SNLT](#) [PE-92100NL](#) [PG0434.801NLT](#) [PG0936.113NLT](#) [9220-20](#) [9310-16](#) [PM06-2N7](#) [PM06-39NJ](#) [A01TK](#) [1206CS-471XJ](#) [HC2LP-R47-R](#) [HC2-R47-R](#) [HC3-2R2-R](#) [HCF1305-3R3-R](#) [1206CS-151XG](#) [RCH664NP-140L](#) [RCH664NP-4R7M](#) [RCH8011NP-221L](#) [RCP1317NP-332L](#) [RCP1317NP-391L](#) [RCR1010NP-470M](#)