

SMD Power Inductor

0624CDMCC/DS



Description

- Metal compound molding type construction.
- Magnetically shielded.
- Low audible core noise.
- Suitable for large current.
- LxWxH: 7.3x6.8x2.4mm Max.
- Product weight:0.6g (Ref.)
- Moisture Sensitivity Level: 1



Environmental Data

- Operating temperature range: -55°C~+125°C(including coil's self temperature rise)
- Storage temperature range: -55°C~+125°C

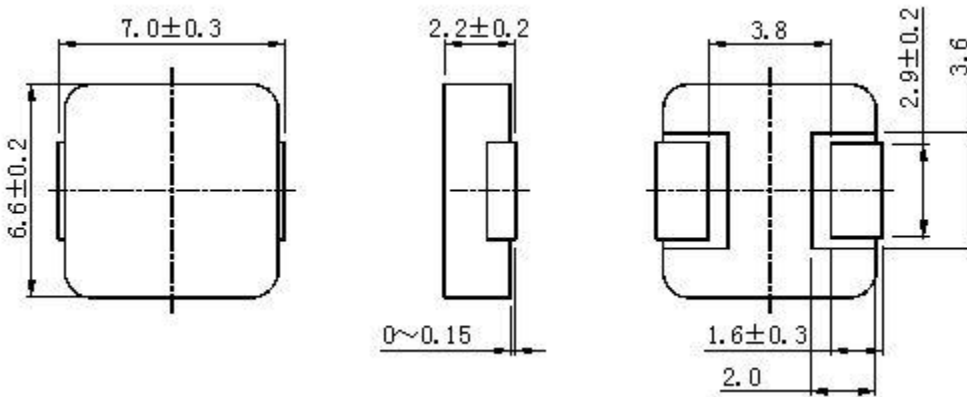
Packaging

- Carrier tape and reel packaging.
- 1500pcs/Reel.

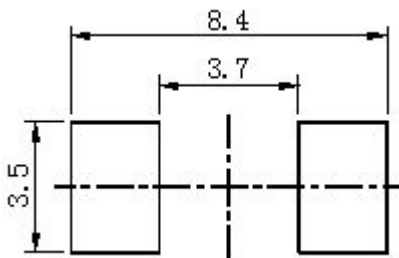
Applications

- Qualified consumer-level applications (Ideally used in tablet PC, LCD display , Server application). High current, POL converters.
- Low profile, high current power supplies.
- Battery powered devices.
- DC/DC converters in distributed power systems.

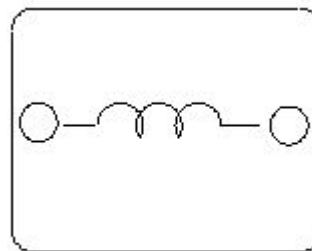
Dimension - [mm]



Recommended Land pattern - [mm]



Wire Connection



SMD Power Inductor

0624CDMCC/DS



Electrical Characteristics

Part Number	Inductance [Within] (μ H) ※1	D.C.R. at 20°C Max.(Typ.) (m Ω)	Saturation Current (A) Max.(Typ.) ※2	Temperature Rise Current (A) Max.(Typ.) ※3
0624CDMCCDS-R08MC	0.08 \pm 20%	0.85 (0.70)	72.00 (85.00)	(42.00)
0624CDMCCDS-R10MC	0.10 \pm 20%	0.96 (0.80)	40.00 (47.00)	(40.00)
0624CDMCCDS-R12MC	0.12 \pm 20%	0.96 (0.80)	33.00 (39.00)	(40.00)
0624CDMCCDS-R15MC	0.15 \pm 20%	1.08 (0.90)	35.00 (37.00)	(38.00)
0624CDMCCDS-R22MC	0.22 \pm 20%	3.00 (2.50)	30.60 (36.10)	(22.00)
0624CDMCCDS-R33MC	0.33 \pm 20%	4.10 (3.50)	24.20 (28.50)	(20.50)
0624CDMCCDS-R47MC	0.47 \pm 20%	5.10 (4.50)	20.80 (24.50)	(17.50)
0624CDMCCDS-R56MC	0.56 \pm 20%	6.50 (5.50)	17.00 (20.00)	(15.40)
0624CDMCCDS-R68MC	0.68 \pm 20%	7.00 (6.20)	16.00 (18.80)	(15.00)
0624CDMCCDS-1R0MC	1.00 \pm 20%	9.60 (8.00)	13.70 (16.20)	(12.60)
0624CDMCCDS-1R5MC	1.50 \pm 20%	19.20 (16.00)	12.70 (15.00)	(8.70)
0624CDMCCDS-2R2MC	2.20 \pm 20%	28.00 (23.00)	10.90 (12.80)	(7.00)
0624CDMCCDS-3R3MC	3.30 \pm 20%	48.00 (40.00)	9.00 (10.60)	(5.50)
0624CDMCCDS-4R7MC	4.70 \pm 20%	54.00 (45.00)	6.50 (7.60)	(4.80)
0624CDMCCDS-6R8MC	6.80 \pm 20%	66.00 (55.00)	5.70 (6.70)	(4.20)
0624CDMCCDS-100MC	10.00 \pm 20%	101 (92.00)	4.70 (5.50)	(3.10)
0624CDMCCDS-150MC	15.00 \pm 20%	160 (145)	3.10 (3.70)	(2.50)
0624CDMCCDS-220MC	22.00 \pm 20%	242 (222)	2.70 (3.20)	(1.90)

※1 Measuring frequency Inductance at 100kHz , 1.0V

※2 Saturation current: The actual value of DC current when the inductance is over 70% of its initial value. (at 25°C)

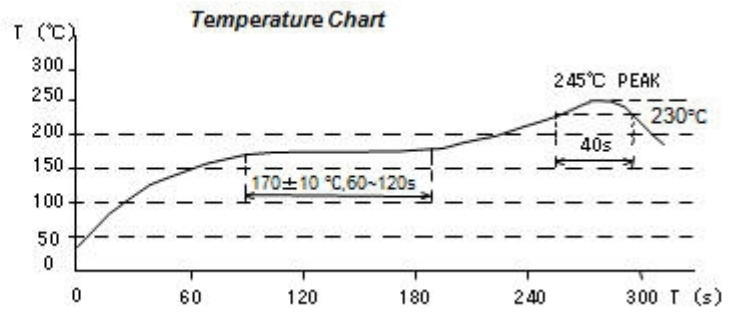
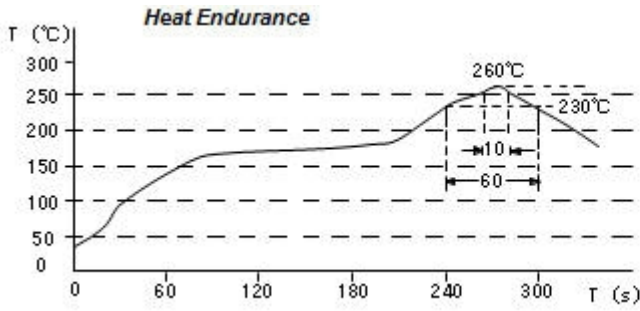
※3 Temperature rise current: The actual value of DC current when temperature of coil rise is $\Delta T=40^{\circ}\text{C}$ ($T_a=25^{\circ}\text{C}$) Board conditions: FR4, Copper=70 μ m, four-layer PWB, t=1.6mm.

SMD Power Inductor

0624CDMCC/DS



Solder Reflow Condition



SMD Power Inductor

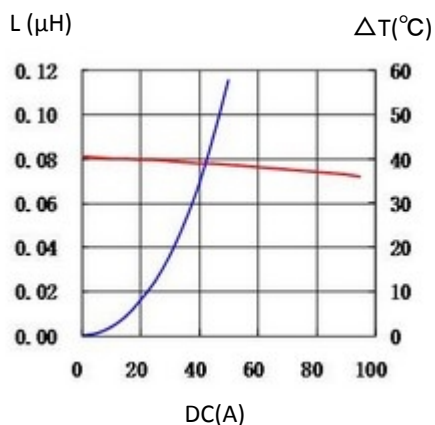
0624CDMCC/DS



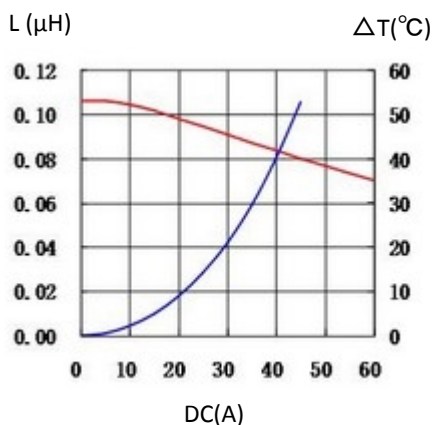
Saturation Current & Temperature Rise Graph

— L (20°C) — ΔT

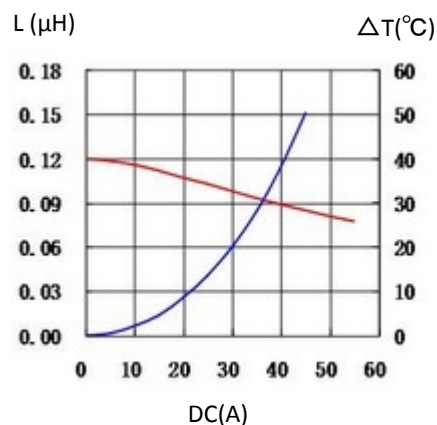
1. 0624CDMCCDS-R08MC



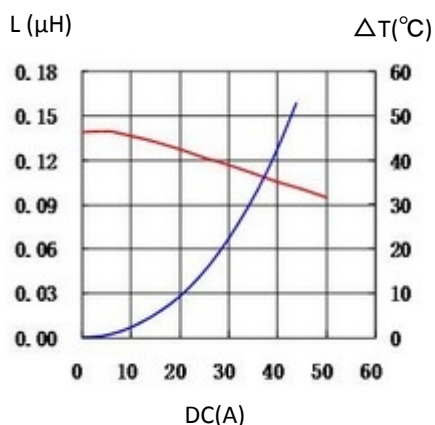
2. 0624CDMCCDS-R10MC



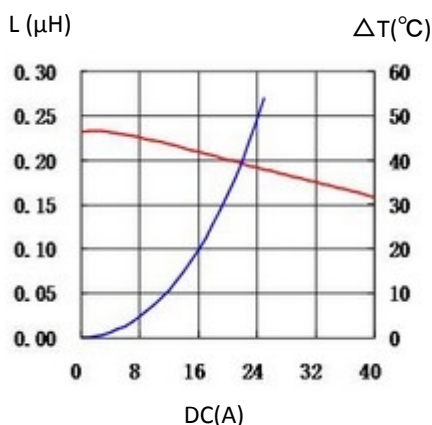
3. 0624CDMCCDS-R12MC



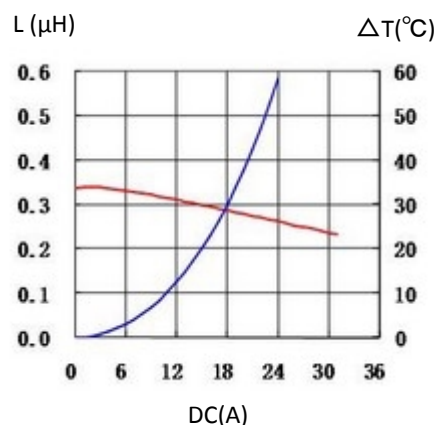
4. 0624CDMCCDS-R15MC



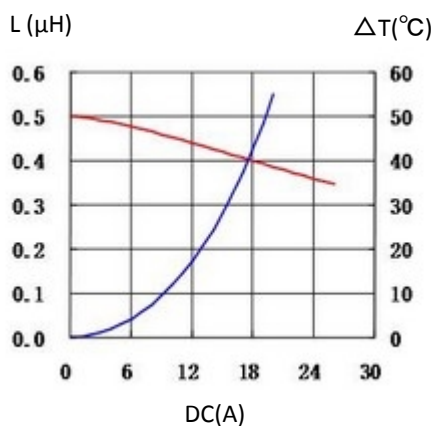
5. 0624CDMCCDS-R22MC



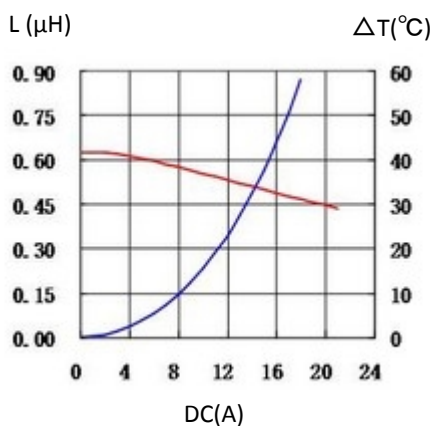
6. 0624CDMCCDS-R33MC



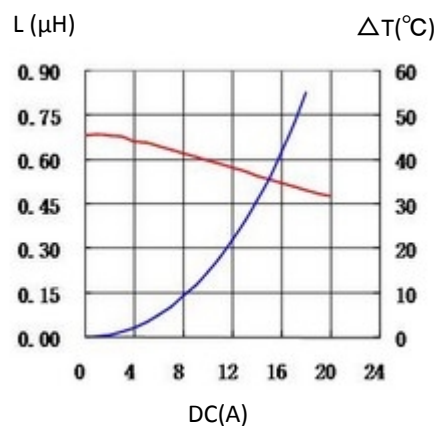
7. 0624CDMCCDS-R47MC



8. 0624CDMCCDS-R56MC



9. 0624CDMCCDS-R68MC

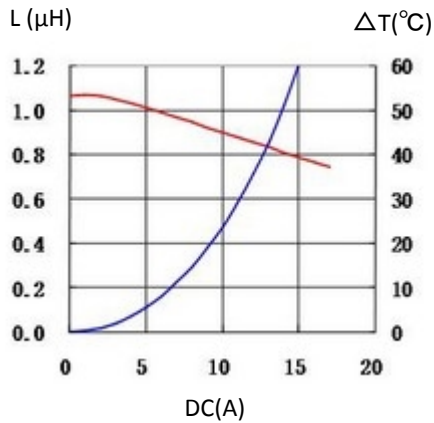


SMD Power Inductor

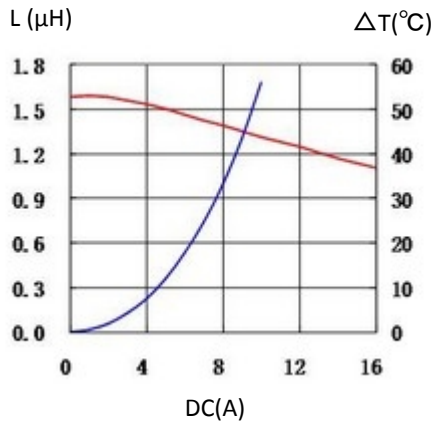
0624CDMCC/DS



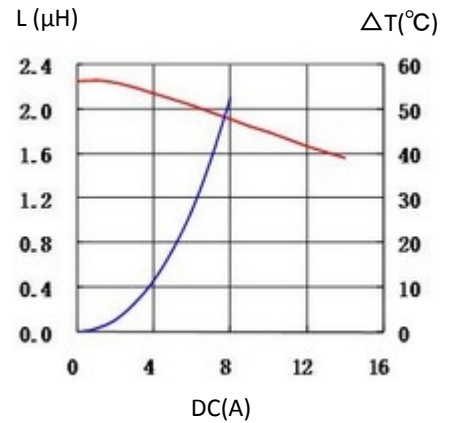
10. 0624CDMCCDS-1R0MC



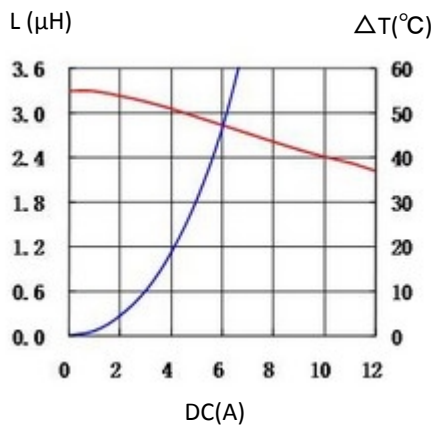
11. 0624CDMCCDS-1R5MC



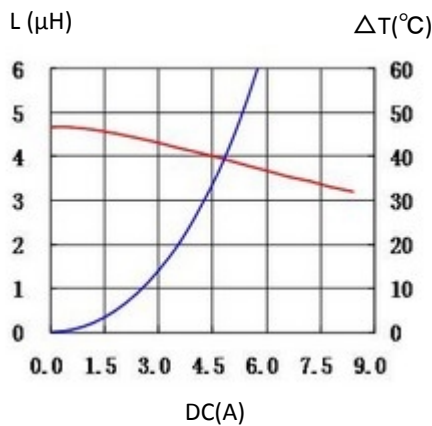
12. 0624CDMCCDS-2R2MC



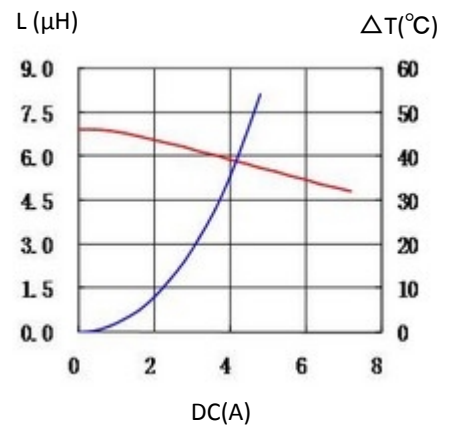
13. 0624CDMCCDS-3R3MC



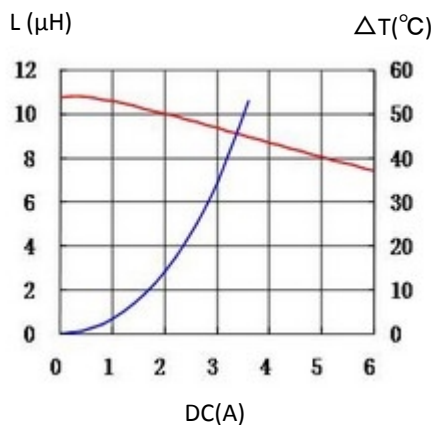
14. 0624CDMCCDS-4R7MC



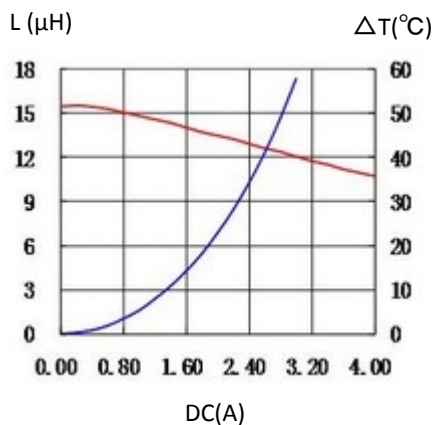
15. 0624CDMCCDS-6R8MC



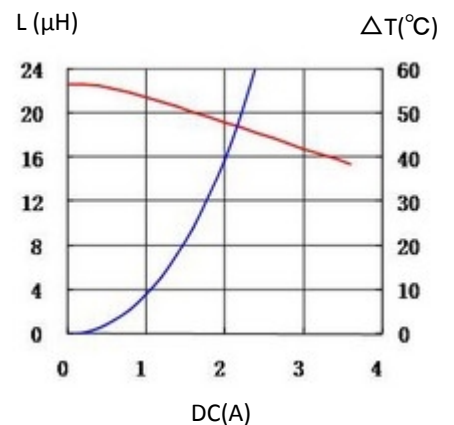
16. 0624CDMCCDS-100MC



17. 0624CDMCCDS-150MC



18. 0624CDMCCDS-220MC



For sales office information, please [click here](#) to visit our website.

X-ON Electronics

Largest Supplier of Electrical and Electronic Components

Click to view similar products for [Power Inductors - SMD category](#):

Click to view products by [Sumida manufacturer](#):

Other Similar products are found below :

[SPD62R-472M](#) [LLQPB201214T1R0M](#) [LLXND3030QKT470MNG](#) [LLQPB160807T4R7M](#) [LLAPB2016KKTR33M](#)
[LBXND4040TKL330MDG](#) [LLXNE3030KKT4R7MN](#) [LSQEA201212T100M](#) [IHLP5050CEER4R7M06](#) [LVS505020-1R0T-N](#) [LVS505040-1R2T-N](#) [LVS606020-1R5M-N](#) [LVS606028-6R8M-N](#) [LVS606045-102M-N](#) [LVS606045-150M-N](#) [LVS606045-1R8M-N](#) [LVS606045-6R8M-N](#) [LVS808040-2R0M-N](#) [LVS808040-330M-N](#) [LVS808040-4R7M-N](#) [MHCI06030-R56M-R8](#) [SCD0403T-470M-N](#) [SCD0403T-6R8K-N](#) [SCD0504T-101M-N](#) [SCD0504T-120M-N](#) [SCD0504T-221M-N](#) [SCD0504T-470M-N](#) [SCD0504T-471M-N](#) [SCD0705T-180M-N](#) [SCD0705T-221M-N](#) [SCD0705T-470M-N](#) [SCD1005T-101M-N](#) [SCD1005T-221M-N](#) [SCD1005T-470M-N](#) [SSL1306T-101M-N](#) [LQB15NNR27K10D](#) [201610CDMCDDS-R47MC](#) [201610CDMCDDS-1R0MC](#) [201610CDMCDDS-R68MC](#) [LSQPB201210T220M](#) [LBCNF2012KKTR24MA](#) [LSQEA201212T220K](#) [LSENC2016KKT1R0M](#) [LSQNB160808T470M](#) [LSBHB1608KKT2R2MG](#) [LSQPB160807T2R2M](#) [LSQEA201212T101K](#) [LCXND4040MKL4R7MDG](#) [DEM8045Z-5R6N=P3](#) [LCXND3030QKT4R7MNG](#)