

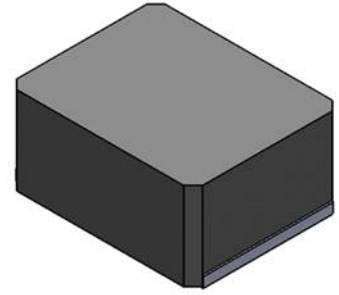
# SMD Power Inductor

## 201610CDMCD/DS



### Description

- Metal compound molding type construction
- Magnetically shielded
- Low audible core noise
- Suitable for large current.
- LxWxH:2.2x1.8x1.0mm Max.
- Product weight: 28mg (Ref.)
- Moisture Sensitivity Level: 1



### Environmental Data

- Operating temperature range: -55°C~+125°C (including coil's self temperature rise)
- Storage temperature range: -55°C~+125°C

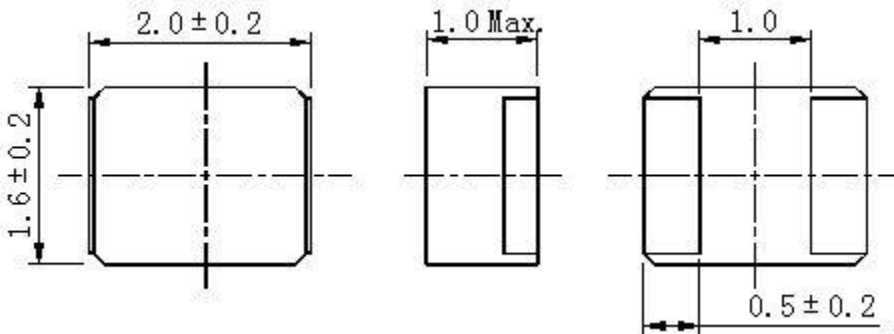
### Packaging

- Carrier tape and reel packaging.
- 3000Pcs per reel

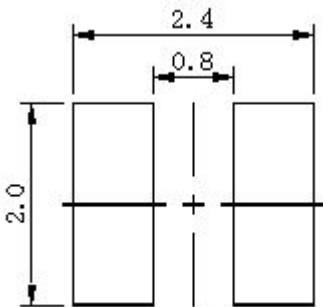
### Applications

- DC/DC converter for CPU in Notebook PC. Smartphones, LCD displays, HDDs, DVDs, DVCs, DSCs, PDAs ect..
- Thin type on-board power supply module for exchanger VRM for server.
- Low profile, high current power supplies.
- Battery powered devices.

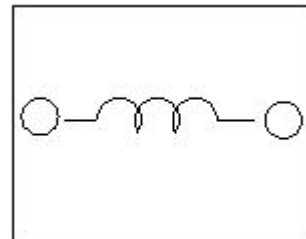
### Dimension - [mm]



### Recommended Land pattern - [mm]



### Wire Connection



# SMD Power Inductor

## 201610CDMCD/DS



### Electrical Characteristics

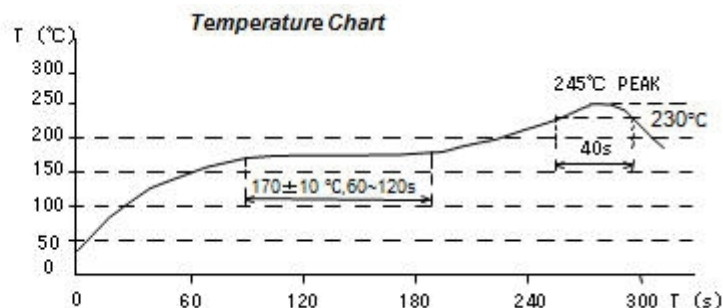
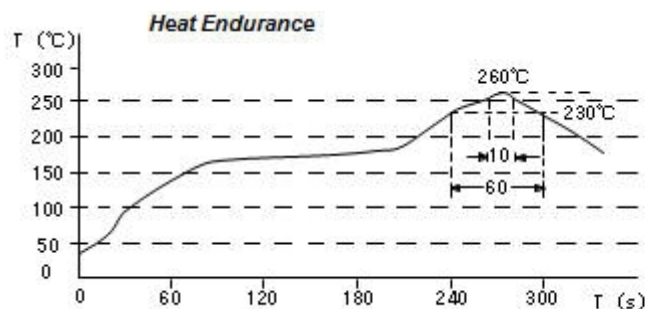
Part Number	Inductance [Within] ( $\mu$ H) ※1	D.C.R. at 20°C Max.(Typ.) (m $\Omega$ )	Saturation Current (A) Max.(Typ.) ※2	Temperature Rise Current (A) Max.(Typ.) ※3
201610CDMCDDS-R24MC	0.24 $\pm$ 20%	20.00 (16.00)	6.10 (7.20)	(6.30)
201610CDMCDDS-R47MC	0.47 $\pm$ 20%	32.00 (26.00)	4.80 (5.30)	(4.60)
201610CDMCDDS-R68MC	0.68 $\pm$ 20%	43.00 (36.00)	3.60 (4.20)	(4.20)
201610CDMCDDS-1R0MC	1.00 $\pm$ 20%	57.00 (48.00)	3.00 (3.50)	(3.30)

※1 Measuring frequency Inductance at 1MHz,0.1V

※2 Saturation current: This indicates the actual value of D.C. current when the inductance becomes 30% lower than its initial value.

※3 Temperature rise current: The actual value of D.C. current when the temperature of coil becomes  $\Delta T=40^{\circ}\text{C}$  ( $T_a=25^{\circ}\text{C}$ ). (Test board condition: FR4, Copper=70  $\mu$  m, four-layer PWB t=1.6mm)

### Solder Reflow Condition



# SMD Power Inductor

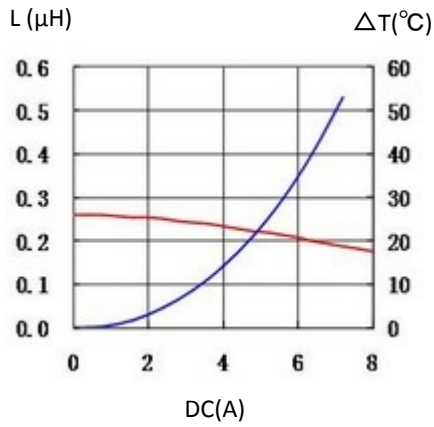
## 201610CDMCD/DS



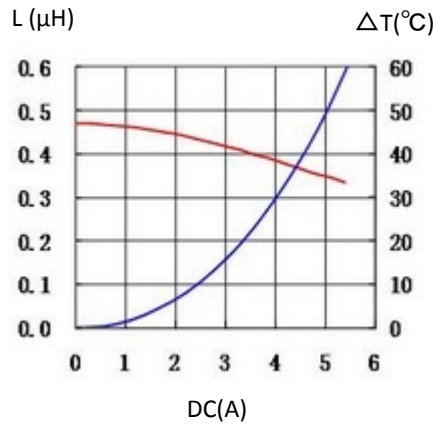
### Saturation Current & Temperature Rise Graph

— L (20°C) —  $\Delta T$

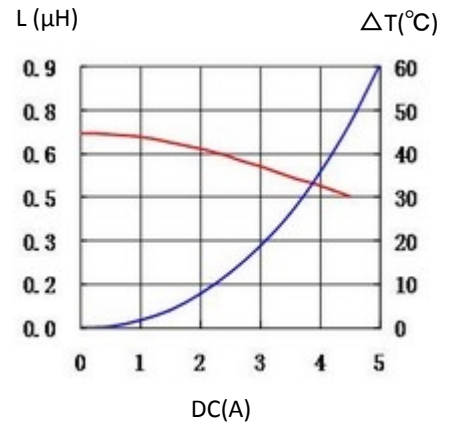
1. 201610CDMCDDS-R24MC



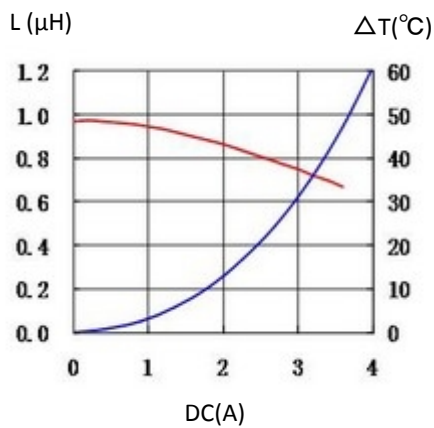
2. 201610CDMCDDS-R47MC



3. 201610CDMCDDS-R68MC



4. 201610CDMCDDS-1R0MC



For sales office information, please [click here](#) to visit our website.

## X-ON Electronics

Largest Supplier of Electrical and Electronic Components

*Click to view similar products for [Power Inductors - SMD category](#):*

*Click to view products by [Sumida manufacturer](#):*

Other Similar products are found below :

[IDC5020ER681M](#) [LCRNJ12575GL470MN](#) [LLQPB201214T1R0M](#) [LLXND3030QKT470MNG](#) [LLQPB160807T4R7M](#)  
[LLAPB2016KKTR33M](#) [LBXND4040TKL330MDG](#) [LLXNE3030KKT4R7MN](#) [LSQEA201212T100M](#) [IHLP5050CEER4R7M06](#)  
[LVS505020-1R0T-N](#) [LVS505040-1R2T-N](#) [LVS606020-1R5M-N](#) [LVS606028-6R8M-N](#) [LVS606045-102M-N](#) [LVS606045-150M-N](#)  
[LVS606045-1R8M-N](#) [LVS606045-6R8M-N](#) [LVS808040-2R0M-N](#) [LVS808040-330M-N](#) [LVS808040-4R7M-N](#) [MHCI06030-R56M-R8](#)  
[SCD0403T-470M-N](#) [SCD0403T-6R8K-N](#) [SCD0504T-101M-N](#) [SCD0504T-120M-N](#) [SCD0504T-221M-N](#) [SCD0504T-470M-N](#) [SCD0504T-471M-N](#) [SCD0705T-180M-N](#) [SCD0705T-221M-N](#) [SCD0705T-470M-N](#) [SCD1005T-101M-N](#) [SCD1005T-221M-N](#) [SCD1005T-470M-N](#)  
[SSL1306T-101M-N](#) [LQB15NNR27K10D](#) [201610CDMCDDS-R47MC](#) [201610CDMCDDS-1R0MC](#) [201610CDMCDDS-R68MC](#)  
[LSQPB201210T220M](#) [LBCNF2012KKTR24MA](#) [LSQEA201212T220K](#) [LSENC2016KKT1R0M](#) [LSQBB160808T470K](#)  
[LSQNB160808T470M](#) [LSBHB1608KKT2R2MG](#) [LSQPB160807T2R2M](#) [LSQEA201212T101K](#) [LCXND4040MKL4R7MDG](#)