

SMD Power Inductor

252012CDMCC/DS



Description

- Metal compound molding type construction
- Magnetically shielded
- Low audible core noise
- Suitable for large current.
- LxWxH:2.7x2.2x1.2mm Max.
- Product weight: 0.36mg (Ref.)
- Moisture Sensitivity Level: 1



Environmental Data

- Operating temperature range: -55°C~+125°C (including coil's self temperature rise)
- Storage temperature range: -55°C~+125°C

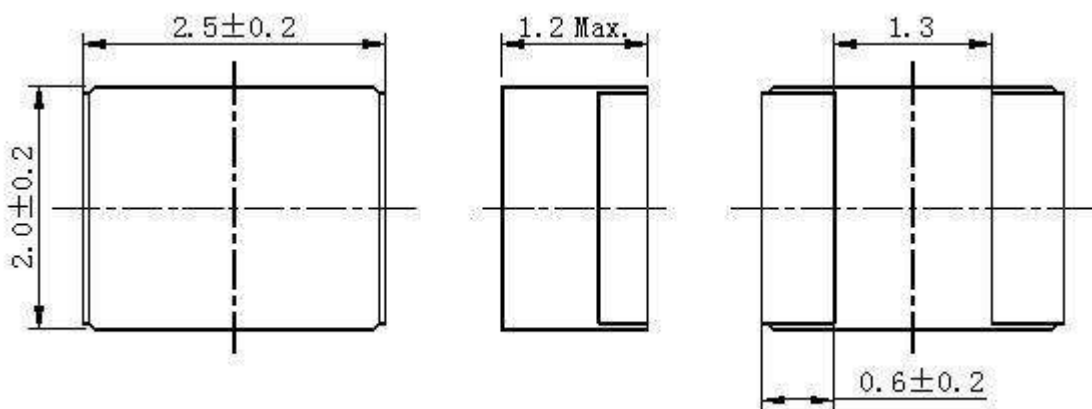
Packaging

- Carrier tape and reel packaging. 3,000pcs per reel.

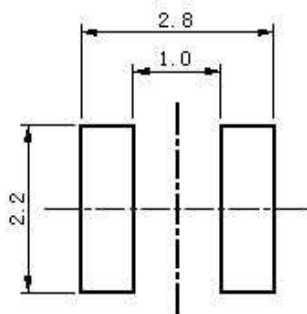
Applications

- DC/DC converter for CPU in Notebook PC. Smartphones, LCD displays, HDDs, DVDs, DVCs, DSCs, PDAs ect..
- Thin type on-board power supply module for exchanger VRM for server.
- Low profile, high current power supplies. Battery powered devices.

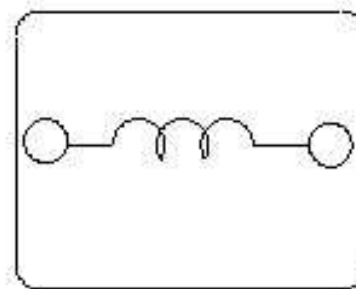
Dimension - [mm]



Recommended Land pattern - [mm]



Wire Connection



Note: This specification is subject to change without notice. Please contact your nearest sales office for updated information when placing an order.

SMD Power Inductor

252012CDMCC/DS



Electrical Characteristics

Part Number	Inductance [Within] (μ H) ※1	D.C.R. at 20°C max(typ) (m Ω)	Saturation Current at 20°C(A) ※2	Temperature Rise Current (A) ※3
252012CDMCCDS-R47MC	0.47 \pm 20%	25.00 (21.00)	6.10	4.80
252012CDMCCDS-1R0MC	1.00 \pm 20%	55.00 (46.00)	3.90	3.20
252012CDMCCDS-2R2MC	2.20 \pm 20%	113 (94.00)	2.80	2.00
252012CDMCCDS-3R3MC	3.30 \pm 20%	222 (185)	1.90	1.50
252012CDMCCDS-4R7MC	4.70 \pm 20%	264 (220)	1.70	1.40

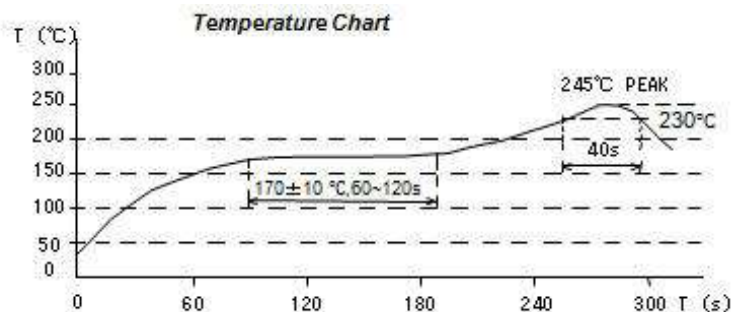
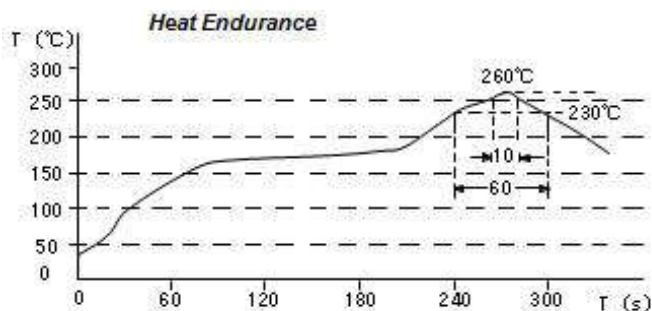
※ 1. Measuring frequency Inductance at 1MHz, 0. 1V.

※ 2. Saturation current: The actual value of D.C current when the inductance decreases to 70% of it's initial value.

※ 3. Temperature rise current: The actual value of DC current when the coil temperature rise is $\Delta T=40^{\circ}\text{C}$

($T_a=25^{\circ}\text{C}$) Board conditions: FR4, Copper=70 μ m, four-layer PWB, $t=1.6\text{mm}$.

Solder Reflow Condition



SMD Power Inductor

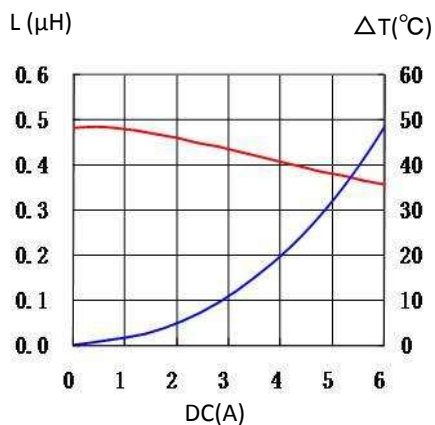
252012CDMCC/DS



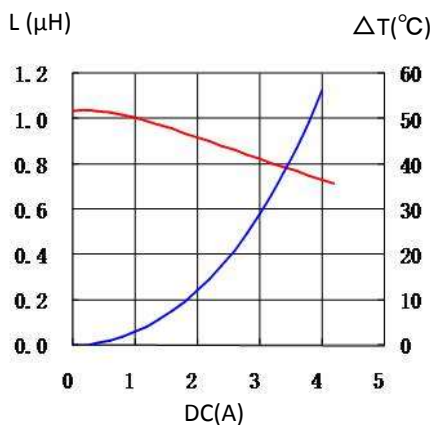
Saturation Current & Temperature Rise Graph

— L (20°C) — ΔT

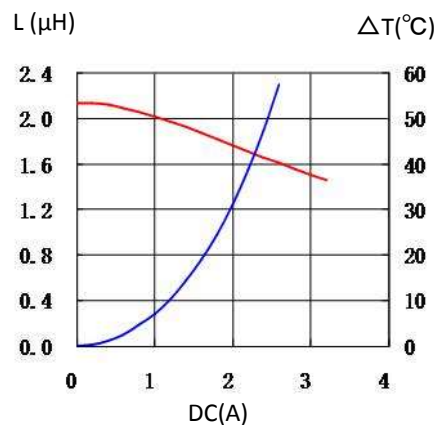
1. 252012CDMCCDS-R47MC



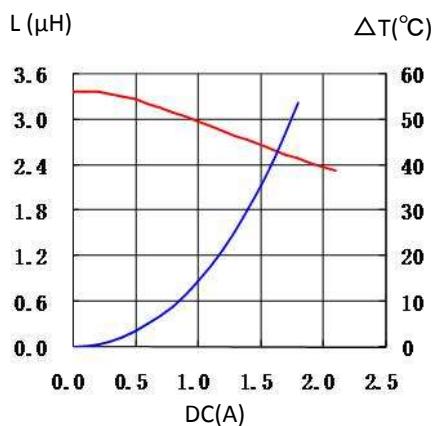
2. 252012CDMCCDS-1R0MC



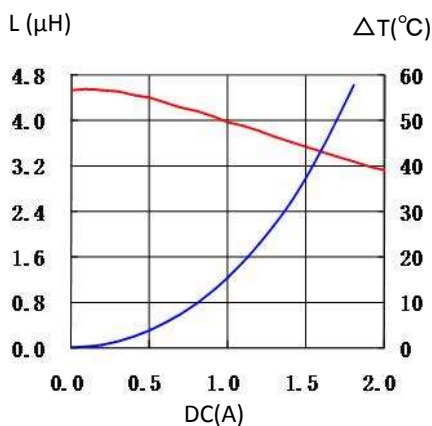
3. 252012CDMCCDS-2R2MC



4. 252012CDMCCDS-3R3MC



5. 252012CDMCCDS-4R7MC



For sales office information, please [click here](#) to visit our website.

X-ON Electronics

Largest Supplier of Electrical and Electronic Components

Click to view similar products for [Fixed Inductors](#) category:

Click to view products by [Sumida](#) manufacturer:

Other Similar products are found below :

[CR32NP-151KC](#) [CR32NP-180KC](#) [CR32NP-181KC](#) [CR32NP-1R5MC](#) [CR32NP-390KC](#) [CR32NP-3R9MC](#) [CR32NP-680KC](#) [CR32NP-820KC](#) [CR32NP-8R2MC](#) [CR43NP-390KC](#) [CR43NP-560KC](#) [CR43NP-680KC](#) [CR54NP-181KC](#) [CR54NP-470LC](#) [CR54NP-820KC](#) [CR54NP-8R5MC](#) [70F224AI](#) [MGDQ4-00004-P](#) [MHL1ECTTP18NJ](#) [MHQ1005P10NJ](#) [MHQ1005P1N0S](#) [MHQ1005P2N4S](#) [MHQ1005P3N6S](#) [MHQ1005P5N1S](#) [MHQ1005P8N2J](#) [PE-51506NL](#) [PE-53601NL](#) [PE-53602NL](#) [PE-53630NL](#) [PE-53824SNLT](#) [PE-92100NL](#) [PG0434.801NLT](#) [PG0936.113NLT](#) [9220-20](#) [9310-16](#) [PM06-2N7](#) [PM06-39NJ](#) [A01TK](#) [1206CS-471XJ](#) [HC2LP-R47-R](#) [HC2-R47-R](#) [HC3-2R2-R](#) [HCF1305-3R3-R](#) [1206CS-151XG](#) [RCH664NP-140L](#) [RCH664NP-4R7M](#) [RCH8011NP-221L](#) [RCP1317NP-332L](#) [RCP1317NP-391L](#) [RCR1010NP-470M](#)