

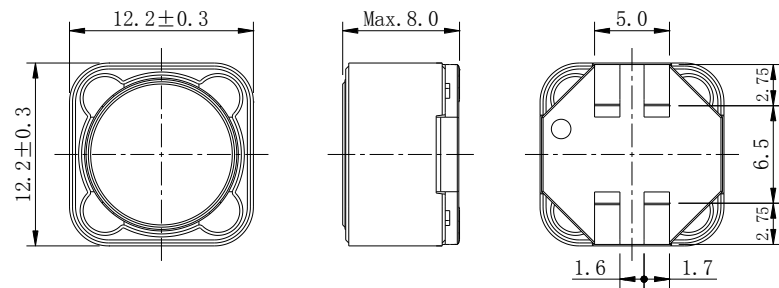
SMD Power Inductor CDRCH12D78B



Description

- Ferrite drum core construction.
- Magnetically shielded.
- L × W × H: 12.5 × 12.5 × 8.0 mm Max.
- Product weight: 4.1g(Ref.)
- Moisture Sensitivity Level: 1
- RoHS compliance.

Dimension - [mm]



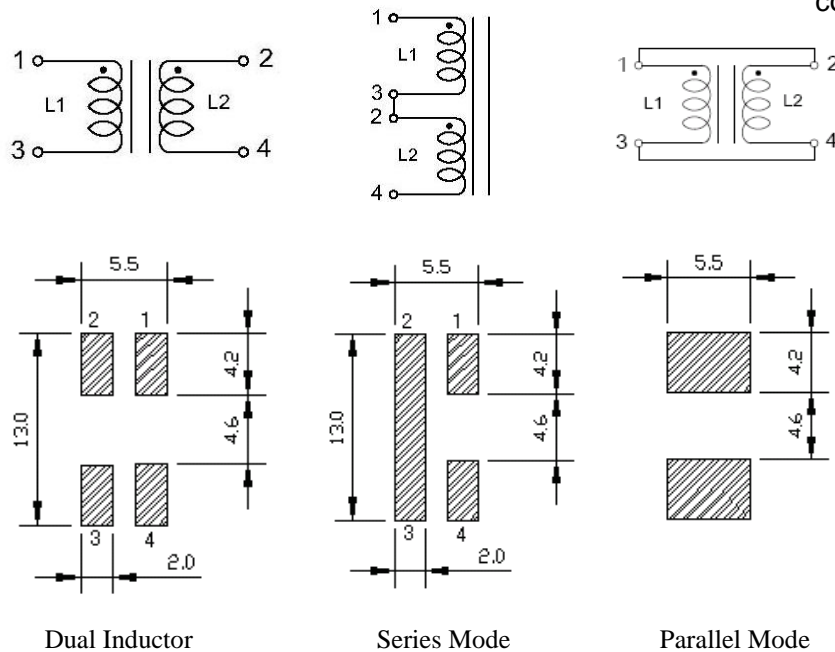
Environmental Data

- Operating temperature range: -40°C ~ +125°C (including coil's self temperature rise)
- Storage temperature range: -40°C ~ +125°C
- Solder reflow temperature: 260 °C peak.

Packaging

- Carrier tape and reel packaging.
- 13.0" diameter reel
- 500pcs per reel

Land pattern and Schematics - [mm]



Applications

- Ideally used in LED modules, DC/DC converters and 1:1 Transformer, etc.

SMD Power Inductor

CDRCH12D78B



Electrical Characteristics

Part Name	Stamp	Inductance (μH) [within] ※1	D.C.R. (Ω) [Max.] ※2	Saturation Current (A) ※3	Temperature rise current (A) ※4	Mode
CDRCH12D78BNP-4R7NC	4R7	4.7±30%	40m(30m)	13.2(15.6)	3.9(4.4)	Dual
		18.8±30%	80m(60m)	6.6(7.8)	2.8(3.1)	Series
		4.7±30%	20m(16m)	13.2(15.6)	5.4(6.1)	Parallel
CDRCH12D78BNP-6R8NC	6R8	6.8±30%	46m(36m)	12.0(14.2)	3.6(4.1)	Dual
		27.2±30%	92m(72m)	6.0(7.1)	2.6(3.0)	Series
		6.8±30%	23m(18m)	12.0(14.2)	5.0(5.6)	Parallel
CDRCH12D78BNP-100MC	100	10±20%	54m(42m)	10.0(11.8)	3.2(3.6)	Dual
		40±20%	108m(84m)	5.0(5.9)	2.3(2.6)	Series
		10±20%	27m(21m)	10.0(11.8)	4.4(5.0)	Parallel
CDRCH12D78BNP-150MC	150	15±20%	72m(58m)	8.2(9.7)	2.8(3.2)	Dual
		60±20%	144m(116m)	4.1(4.8)	2.0(2.3)	Series
		15±20%	36m(29m)	8.2(9.7)	4.0(4.6)	Parallel
CDRCH12D78BNP-220MC	220	22±20%	96m(80m)	7.0(8.2)	2.3(2.6)	Dual
		88±20%	192m(160m)	3.5(4.1)	1.6(1.8)	Series
		22±20%	48m(40m)	7.0(8.2)	3.3(3.7)	Parallel
CDRCH12D78BNP-330MC	330	33±20%	144m(120m)	5.5(6.5)	1.8(2.1)	Dual
		132±20%	290m(240m)	2.75(3.25)	1.3(1.5)	Series
		33±20%	72m(60m)	5.5(6.5)	2.7(3.0)	Parallel
CDRCH12D78BNP-470MC	470	47±20%	186m(155m)	4.6(5.5)	1.5(1.7)	Dual
		188±20%	372m(310m)	2.3(2.75)	1.1(1.3)	Series
		47±20%	93m(77m)	4.6(5.5)	2.4(2.6)	Parallel
CDRCH12D78BNP-680MC	680	68±20%	266m(222m)	3.9(4.6)	1.3(1.5)	Dual
		272±20%	532m(444m)	1.95(2.3)	0.94(1.05)	Series
		68±20%	133m(111m)	3.9(4.6)	2.0(2.3)	Parallel
CDRCH12D78BNP-101MC	101	100±20%	384m(320m)	3.1(3.7)	1.10(1.25)	Dual
		440±20%	768m(640m)	1.55(1.85)	0.78(0.88)	Series
		100±20%	192m(160m)	3.1(3.7)	1.6(1.8)	Parallel
CDRCH12D78BNP-151MC	151	150±20%	648m(540m)	2.5(3.0)	0.83(0.95)	Dual
		600±20%	1.29(1.08)	1.25(1.50)	0.60(0.68)	Series
		150±20%	324m(270m)	2.5(3.0)	1.2(1.4)	Parallel
CDRCH12D78BNP-221MC	221	220±20%	936m(780m)	2.1(2.5)	0.68(0.78)	Dual
		880±20%	1.87(1.56)	1.05(1.25)	0.48(0.55)	Series
		220±20%	468m(390m)	2.1(2.5)	1.0(1.15)	Parallel
CDRCH12D78BNP-331MC	331	330±20%	1.35(1.17)	1.7(2.1)	0.56(0.64)	Dual
		1320±20%	2.7(2.34)	0.85(1.05)	0.40(0.45)	Series
		330±20%	675m(585m)	1.7(2.1)	0.83(0.94)	Parallel
CDRCH12D78BNP-471MC	471	470±20%	2.01(1.75)	1.5(1.75)	0.45(0.52)	Dual
		1880±20%	4.02(3.50)	0.75(0.88)	0.31(0.35)	Series
		470±20%	1005m(875m)	1.5(1.75)	0.67(0.76)	Parallel

※1 Measuring frequency inductance at 100 kHz.

※2 () are typical value.

※3 Saturation current: The value of D.C. current when the inductance is over 70% of the initial value.

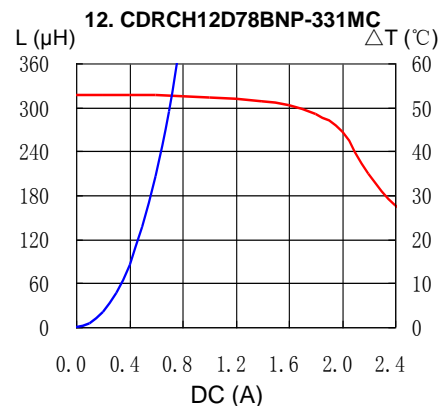
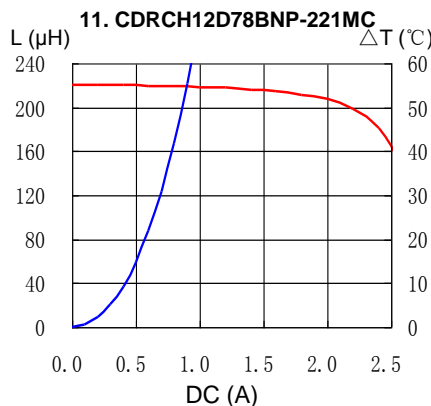
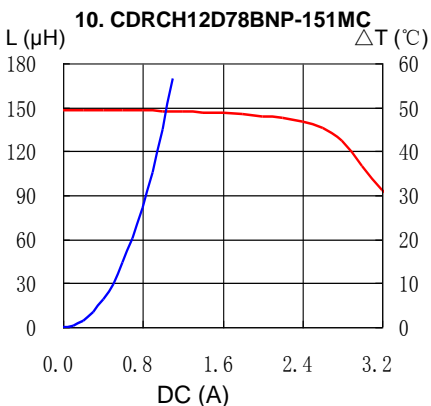
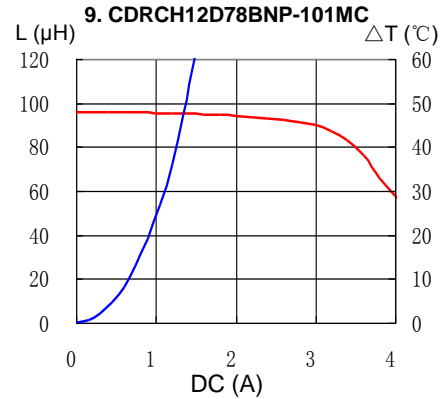
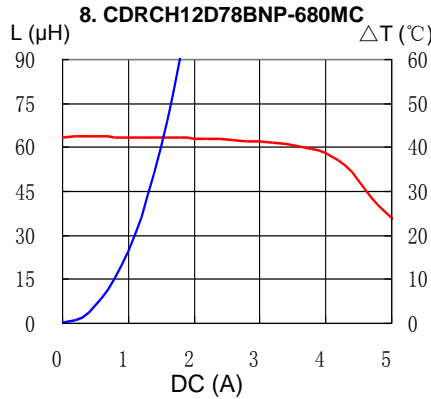
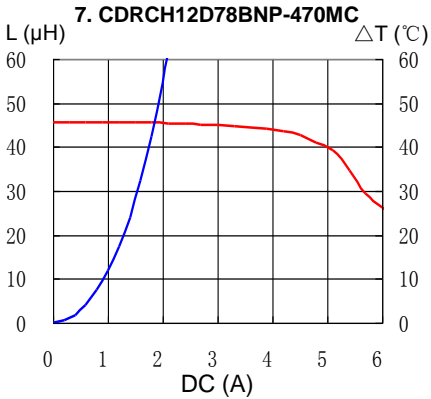
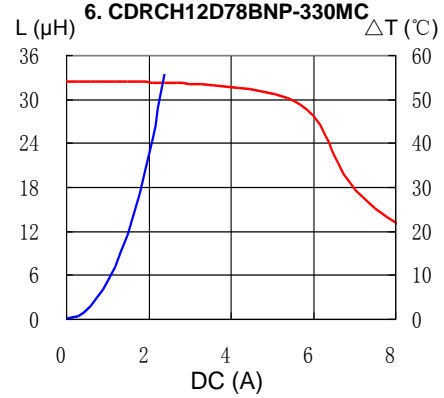
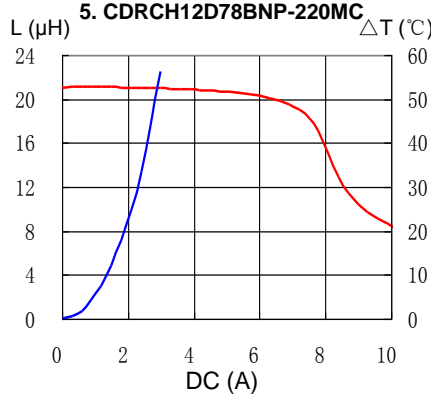
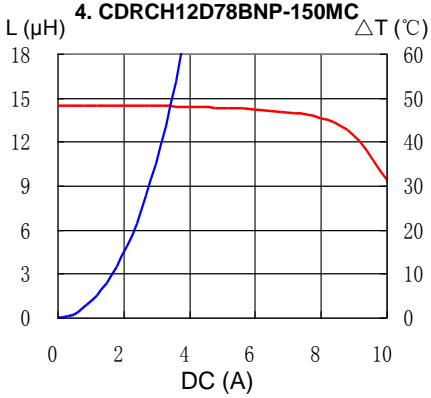
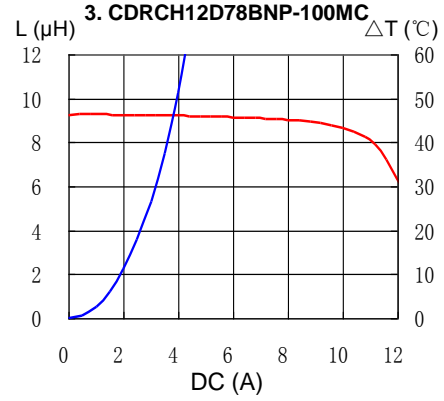
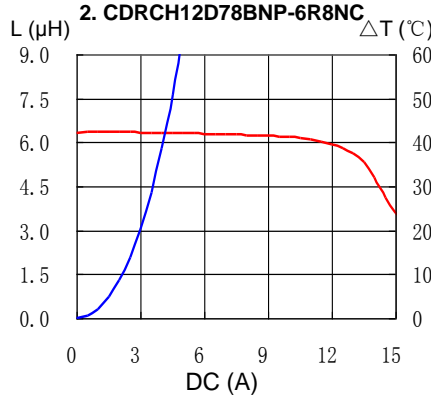
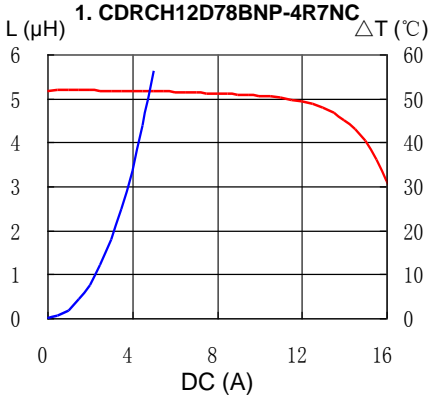
※4 Temperature rise current: The value of D.C. current when the temperature rise is $\Delta t=40^{\circ}\text{C}$. ($T_a=20^{\circ}\text{C}$)

SMD Power Inductor CDRCH12D78B



Saturation Current & Temperature Rise Graph - Dual inductor

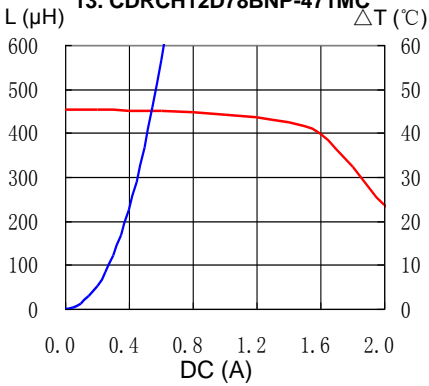
— L (20°C) — ΔT



SMD Power Inductor CDRCH12D78B



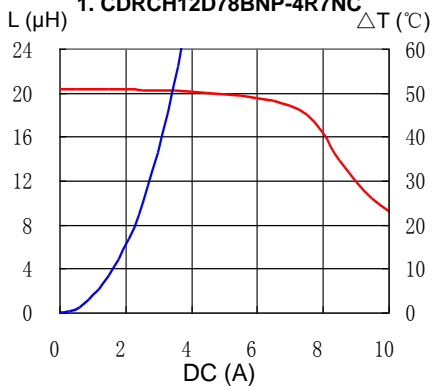
13. CDRCH12D78BNP-471MC



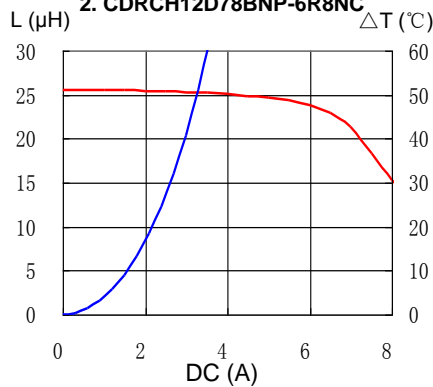
Saturation Current & Temperature Rise Graph - Series Mode

— L (20°C) — ΔT

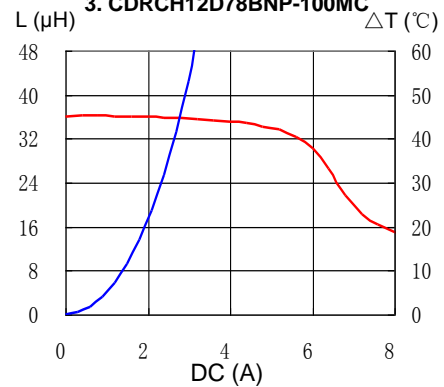
1. CDRCH12D78BNP-4R7NC



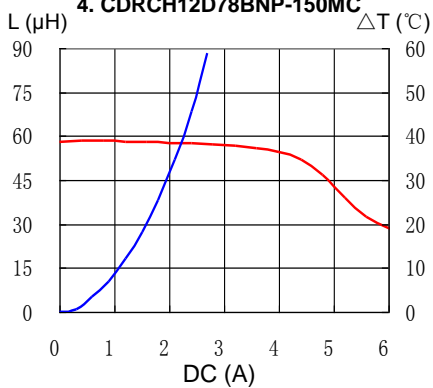
2. CDRCH12D78BNP-6R8NC



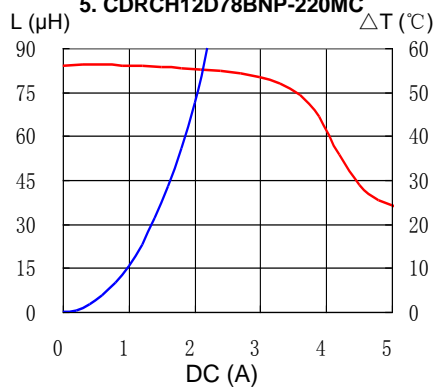
3. CDRCH12D78BNP-100MC



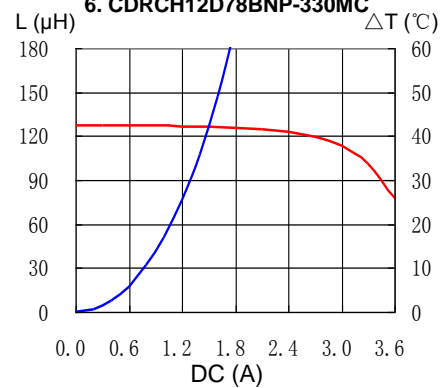
4. CDRCH12D78BNP-150MC



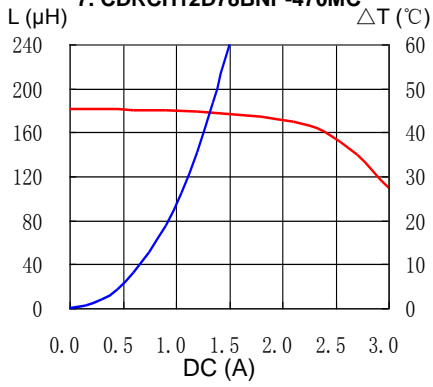
5. CDRCH12D78BNP-220MC



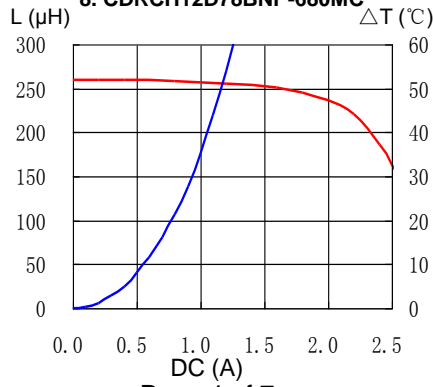
6. CDRCH12D78BNP-330MC



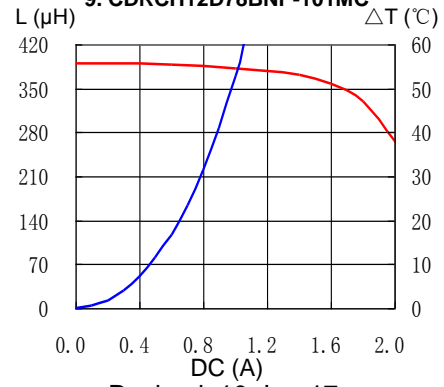
7. CDRCH12D78BNP-470MC



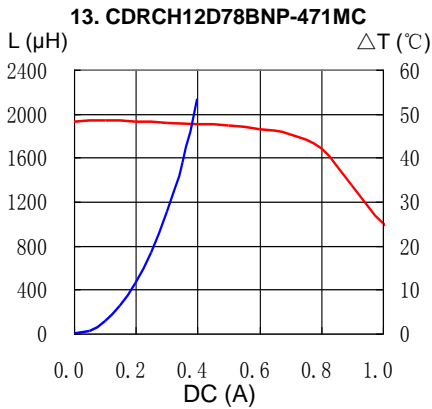
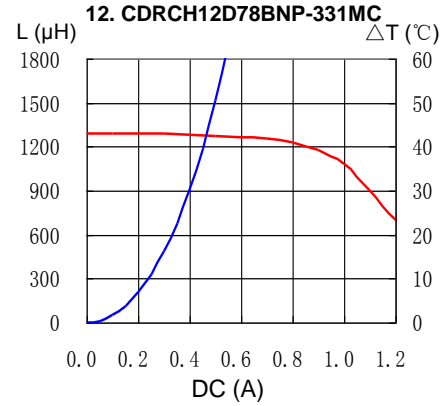
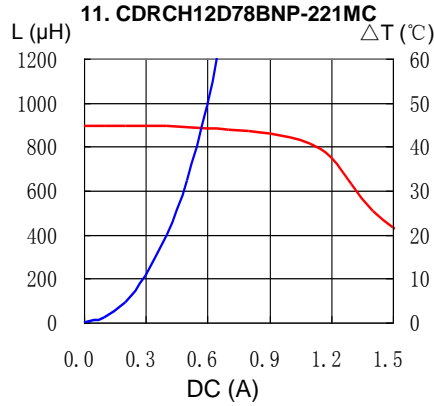
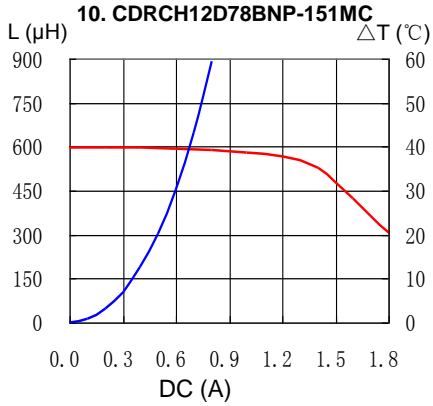
8. CDRCH12D78BNP-680MC



9. CDRCH12D78BNP-101MC

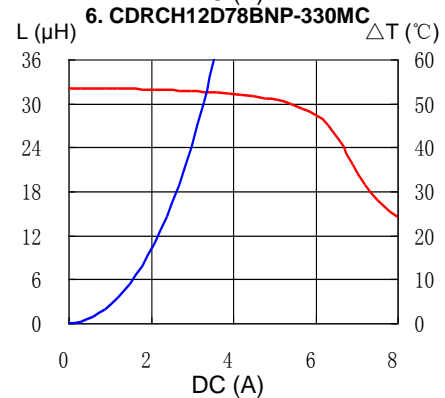
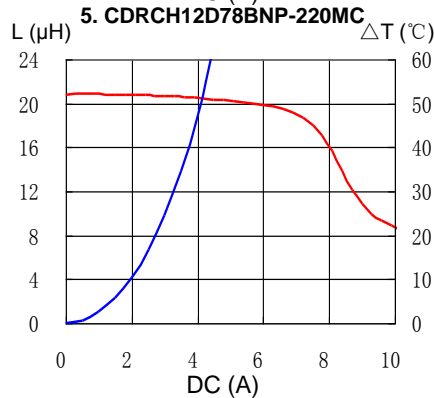
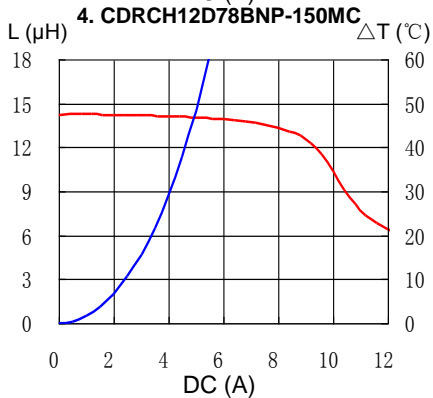
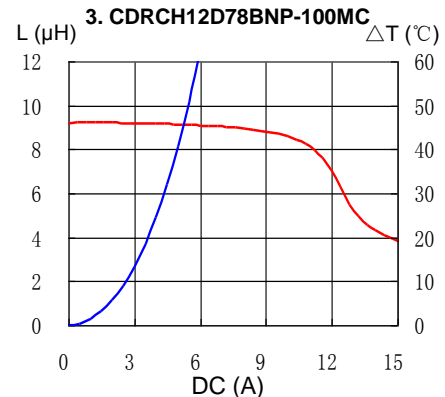
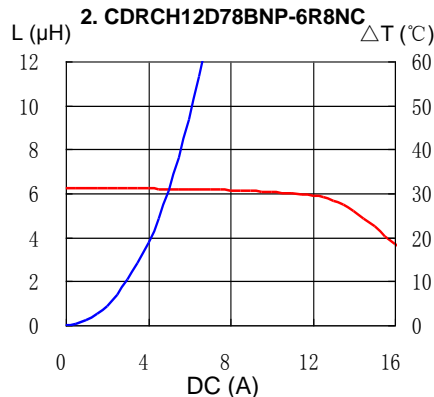
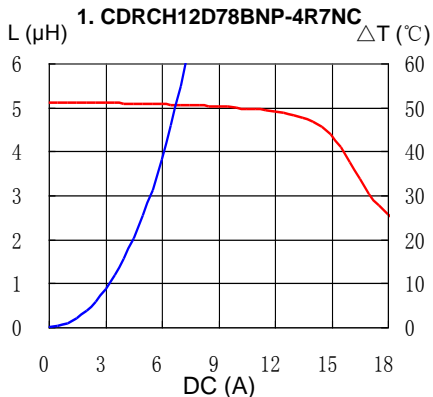


SMD Power Inductor CDRCH12D78B

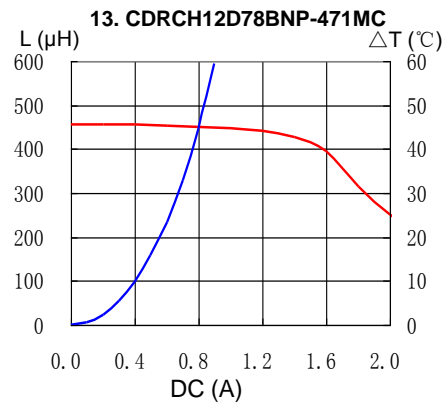
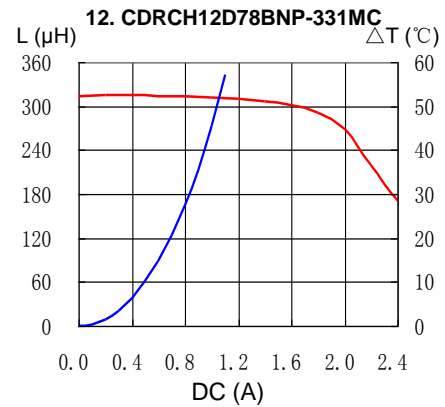
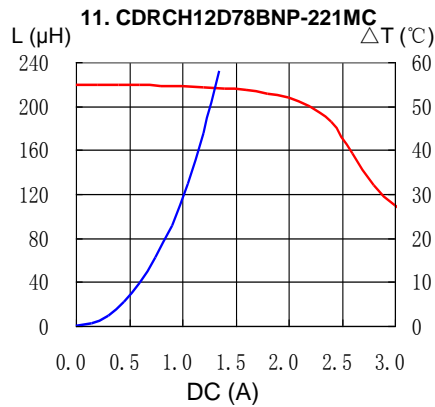
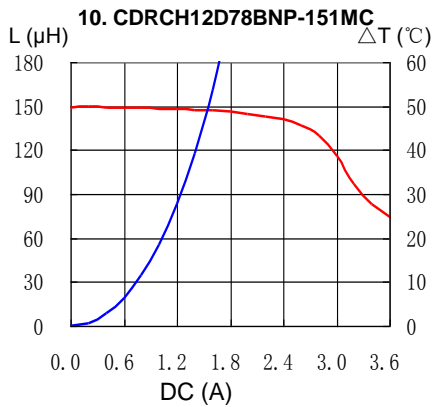
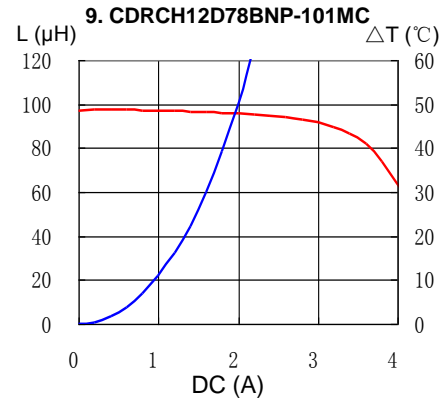
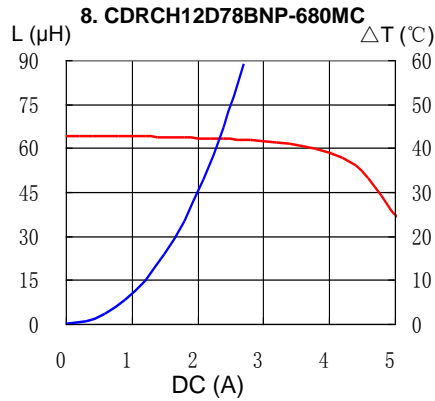
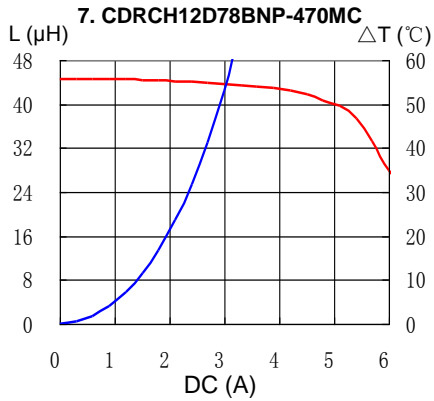


Saturation Current & Temperature Rise Graph - Parallel Mode


— L (20°C) — ΔT



SMD Power Inductor CDRCH12D78B

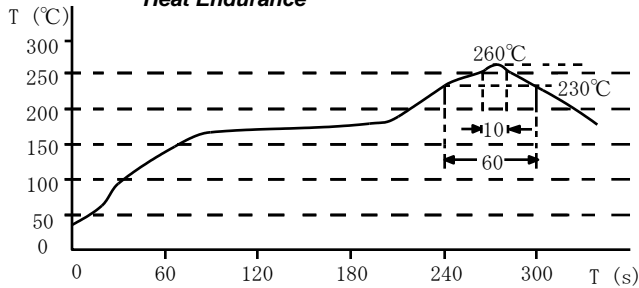


SMD Power Inductor CDRCH12D78B

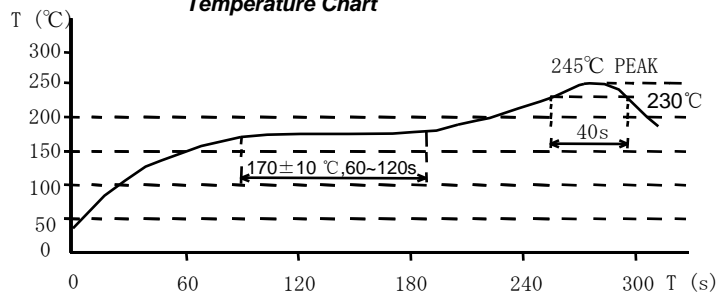


Solder Reflow Condition

Heat Endurance



Temperature Chart



Please refer to the sales offices on our website - <http://www.sumida.com>

Hong Kong

Tel. +852-2880-6781
FAX. +852-2565-9600
sales@hk.sumida.com

Saitama(Japan)

Tel. +81-48-691-7300
FAX. +81-48-691-7340
sales@jp.sumida.com

Chicago

Tel. +1-847-545-6700
FAX. +1-847-545-6720
sales@us.sumida.com

Shanghai

Tel. +86-21-5836-3299
FAX. +86-21-5836-3266
shanghai.sales@cn.sumida.com

Seoul

Tel. +82-2-6237-0777
FAX. +82-2-6237-0778
sales@kr.sumida.com

Obernzell

Tel. +49-8591-937-0
FAX. +49-8591-937-103
contact@eu.sumida.com

Shenzhen

Tel. +86-755-8291-0228
FAX. +86-755-8291-0338
shenzhen.sales@cn.sumida.com

Singapore

Tel. +65-6296-3388
FAX. +65-6841-4426
sales@sg.sumida.com

Neumarkt

Tel. +49-9181-4509-110
FAX. +49-9181-4509-310
infocomp@eu.sumida.com

Taipei

Tel. +886-2-8751-2737
FAX. +886-2-8751-2738
sales@tw.sumida.com

San Jose

Tel. +1-408-321-9660
FAX. +1-408-321-9308
sales@us.sumida.com

X-ON Electronics

Largest Supplier of Electrical and Electronic Components

Click to view similar products for [Power Inductors - SMD category](#):

Click to view products by [Sumida manufacturer](#):

Other Similar products are found below :

[SPD62R-472M](#) [LLQPB201214T1R0M](#) [LLXND3030QKT470MNG](#) [LLQPB160807T4R7M](#) [LLAPB2016KKTR33M](#)
[LBXND4040TKL330MDG](#) [LLXNE3030KKT4R7MN](#) [LSQEA201212T100M](#) [IHLP5050CEER4R7M06](#) [LVS505020-1R0T-N](#) [LVS505040-1R2T-N](#) [LVS606020-1R5M-N](#) [LVS606028-6R8M-N](#) [LVS606045-102M-N](#) [LVS606045-150M-N](#) [LVS606045-1R8M-N](#) [LVS606045-6R8M-N](#) [LVS808040-2R0M-N](#) [LVS808040-330M-N](#) [LVS808040-4R7M-N](#) [MHCI06030-R56M-R8](#) [SCD0403T-470M-N](#) [SCD0403T-6R8K-N](#) [SCD0504T-101M-N](#) [SCD0504T-120M-N](#) [SCD0504T-221M-N](#) [SCD0504T-470M-N](#) [SCD0504T-471M-N](#) [SCD0705T-180M-N](#) [SCD0705T-221M-N](#) [SCD0705T-470M-N](#) [SCD1005T-101M-N](#) [SCD1005T-221M-N](#) [SCD1005T-470M-N](#) [SSL1306T-101M-N](#) [LQB15NNR27K10D](#) [201610CDMCDDS-R47MC](#) [201610CDMCDDS-1R0MC](#) [201610CDMCDDS-R68MC](#) [LSQPB201210T220M](#) [LBCNF2012KKTR24MA](#) [LSQEA201212T220K](#) [LSENC2016KKT1R0M](#) [LSQNB160808T470M](#) [LSBHB1608KKT2R2MG](#) [LSQPB160807T2R2M](#) [LSQEA201212T101K](#) [LCXND4040MKL4R7MDG](#) [DEM8045Z-5R6N=P3](#) [LCXNH8080YKL101MJG](#)