

SMD Power Inductor CDRH10D60B/T150



Description

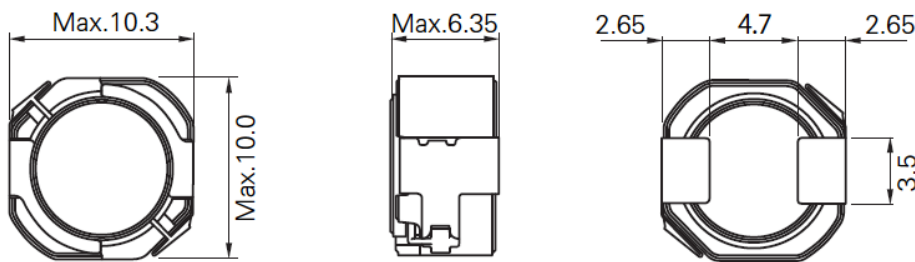
- Ferrite drum core construction
- Magnetically shielded
- Qualified AEC-Q200
- Operating Temperature: -55°C to +150°C (including self-heating)



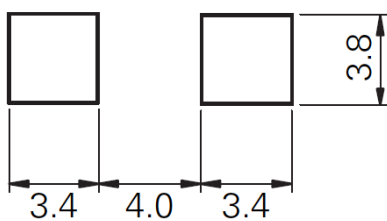
Applications

- LED Head light for Automobile
- ECU, DC/DC converter
- Automotive and other high temperature, high reliability application

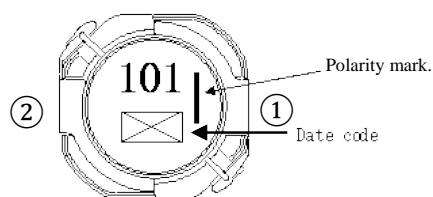
Dimension [mm]



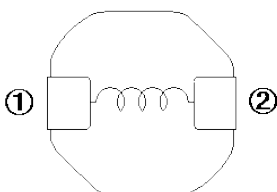
Reference Land pattern [mm]



Stamp Example



Connection (Bottom View)



Note : This specification is subject to change without notice. Please contact your nearest sales office for updated information when placing an order.

SMD Power Inductor

CDRH10D60B/T150



Electrical Characteristics

Part No.	Inductance (μH) ※1	D.C.R (m Ω) ($\pm 30\%$)	Saturation Current (A) at 20°C TYP. ※2	Temperature Rise Current (A) TYP. ※3
CDRH10D60BT150NP -R80NC	0.8 $\pm 30\%$	5.4	21.2	12.6
CDRH10D60BT150NP -1R3NC	1.3 $\pm 30\%$	6.2	17.0	11.3
CDRH10D60BT150NP -2R0NC	2.0 $\pm 30\%$	7.1	13.6	10.9
CDRH10D60BT150NP -2R7NC	2.7 $\pm 30\%$	8.5	11.7	10.4
CDRH10D60BT150NP -4R7NC	4.7 $\pm 30\%$	12.0	8.80	8.50
CDRH10D60BT150NP -6R8NC	6.8 $\pm 30\%$	15.0	7.40	7.90
CDRH10D60BT150NP -100MC	10 $\pm 20\%$	17.0	6.20	6.90
CDRH10D60BT150NP -150MC	15 $\pm 20\%$	30.0	4.90	5.30
CDRH10D60BT150NP -220MC	22 $\pm 20\%$	43.0	4.10	4.35
CDRH10D60BT150NP -330MC	33 $\pm 20\%$	57.0	3.35	3.75
CDRH10D60BT150NP -470MC	47 $\pm 20\%$	74.0	2.82	3.45
CDRH10D60BT150NP -680MC	68 $\pm 20\%$	88.0	2.36	3.10
CDRH10D60BT150NP -101MC	100 $\pm 20\%$	160	1.92	2.30
CDRH10D60BT150NP -151MC	150 $\pm 20\%$	250	1.60	1.75
CDRH10D60BT150NP -221MC	220 $\pm 20\%$	350	1.32	1.55
CDRH10D60BT150NP -331MC	330 $\pm 20\%$	515	1.06	1.15
CDRH10D60BT150NP -471MC	470 $\pm 20\%$	770	0.88	1.00

※ Measuring frequency inductance at 100kHz,1V.

※ Saturation current: DC current which becomes inductance value drop by 30% from the nominal value.

※ Temperature rise current: The value of D.C. current when the temperature of coil becomes $\Delta T=40^{\circ}\text{C}$ ($T_a=20^{\circ}\text{C}$).

Please note that when using the product for automotive while applying current with audio-frequency (AF) signals may result in audible noises due to magnetostriction. Also, in order to avoid noise problem, operating with Non-AF signals would be recommended. The noise may amplify depending on the coil mount area on the PCB.

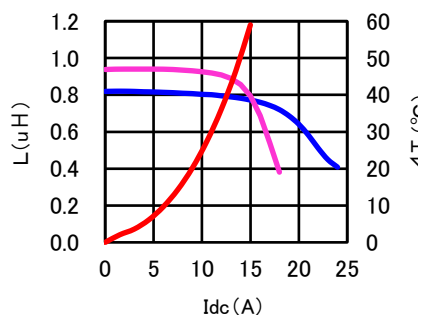
Note : This specification is subject to change without notice. Please contact your nearest sales office for updated information when placing an order.

SMD Power Inductor CDRH10D60B/T150

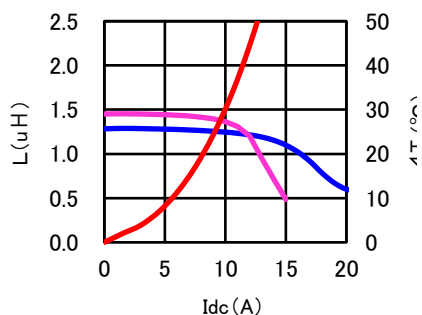


Saturation Current & Temperature Rise Graph — L (25°C) — L (150°C) — ΔT

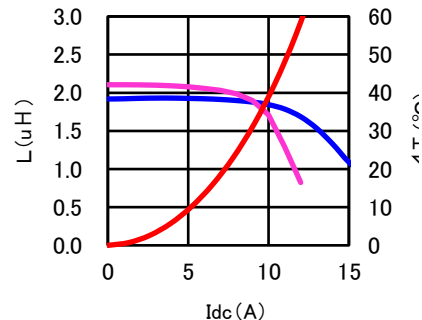
CDRH10D60BT150NP-R80NC



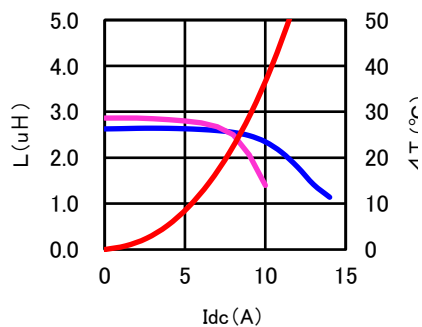
CDRH10D60BT150NP-1R3NC



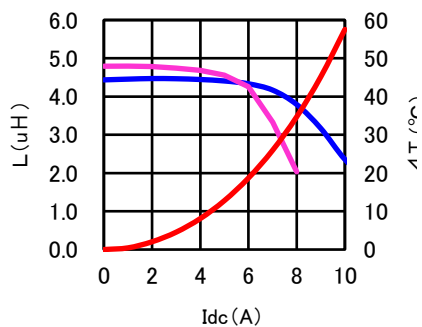
CDRH10D60BT150NP-2R0NC



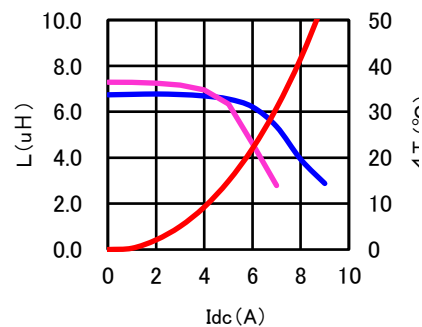
CDRH10D60BT150NP-2R7NC



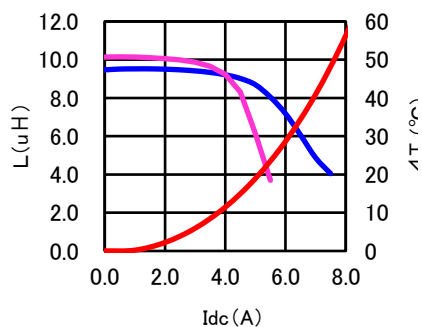
CDRH10D60BT150NP-4R7NC



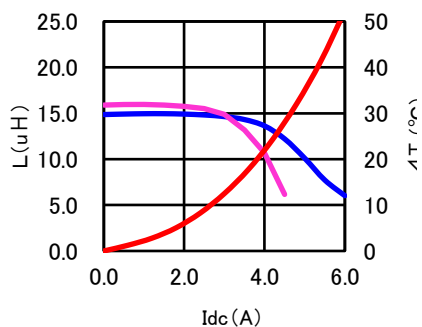
CDRH10D60BT150NP-6R8NC



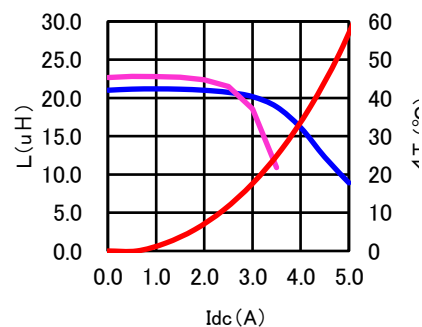
CDRH10D60BT150NP-100MC



CDRH10D60BT150NP-150MC



CDRH10D60BT150NP-220MC



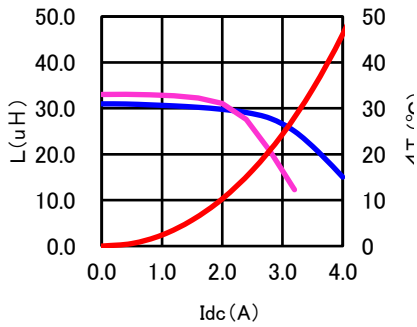
Note : This specification is subject to change without notice. Please contact your nearest sales office for updated information when placing an order.

SMD Power Inductor CDRH10D60B/T150

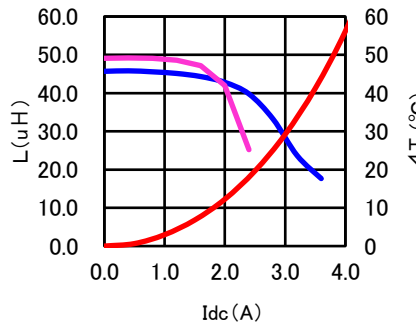


Saturation Current & Temperature Rise Graph — L (25°C) — L (150°C) — ΔT

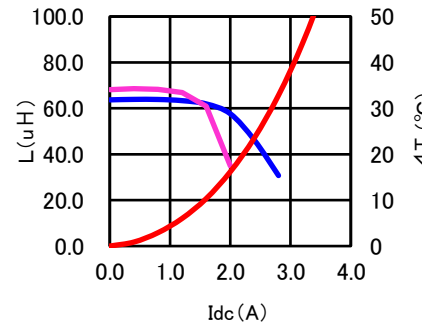
CDRH10D60BT150NP-330MC



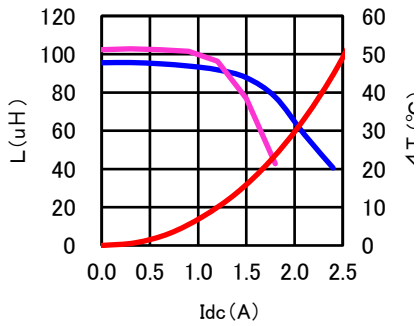
CDRH10D60BT150NP-470MC



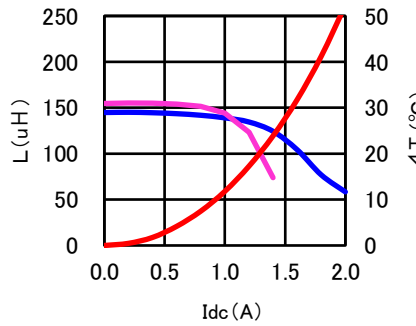
CDRH10D60BT150NP-680MC



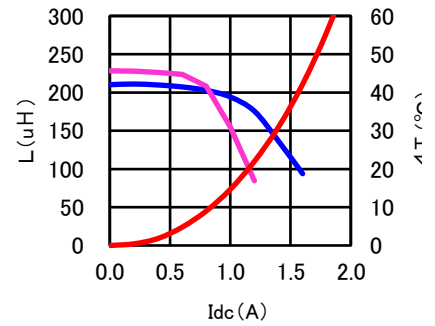
CDRH10D60BT150NP-101MC



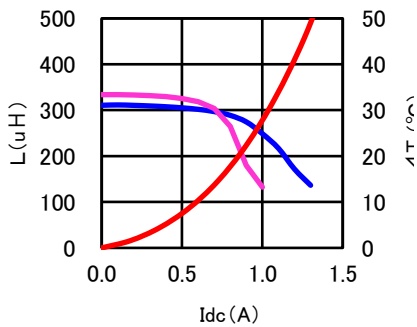
CDRH10D60BT150NP-151MC



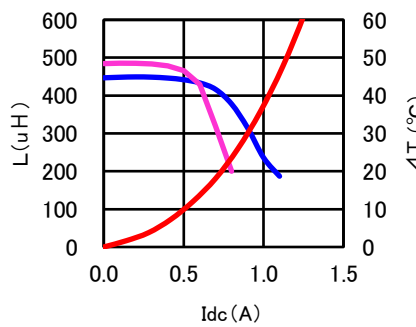
CDRH10D60BT150NP-221MC



CDRH10D60BT150NP-331MC



CDRH10D60BT150NP-471MC



For sales office information, please [click here](#) to visit our website.

Note : This specification is subject to change without notice. Please contact your nearest sales office for updated information when placing an order.

X-ON Electronics

Largest Supplier of Electrical and Electronic Components

Click to view similar products for [Power Inductors - SMD category](#):

Click to view products by [Sumida manufacturer](#):

Other Similar products are found below :

[SPD62R-472M](#) [LLQPB201214T1R0M](#) [LLXND3030QKT470MNG](#) [LLQPB160807T4R7M](#) [LLAPB2016KKTR33M](#)
[LBXND4040TKL330MDG](#) [LLXNE3030KKT4R7MN](#) [LSQEA201212T100M](#) [IHLP5050CEER4R7M06](#) [LVS505020-1R0T-N](#) [LVS505040-1R2T-N](#) [LVS606020-1R5M-N](#) [LVS606028-6R8M-N](#) [LVS606045-102M-N](#) [LVS606045-150M-N](#) [LVS606045-1R8M-N](#) [LVS606045-6R8M-N](#) [LVS808040-2R0M-N](#) [LVS808040-330M-N](#) [LVS808040-4R7M-N](#) [MHCI06030-R56M-R8](#) [SCD0403T-470M-N](#) [SCD0403T-6R8K-N](#) [SCD0504T-101M-N](#) [SCD0504T-120M-N](#) [SCD0504T-221M-N](#) [SCD0504T-470M-N](#) [SCD0504T-471M-N](#) [SCD0705T-180M-N](#) [SCD0705T-221M-N](#) [SCD0705T-470M-N](#) [SCD1005T-101M-N](#) [SCD1005T-221M-N](#) [SCD1005T-470M-N](#) [SSL1306T-101M-N](#) [LQB15NNR27K10D](#) [201610CDMCDDS-R47MC](#) [201610CDMCDDS-1R0MC](#) [201610CDMCDDS-R68MC](#) [LSQPB201210T220M](#) [LBCNF2012KKTR24MA](#) [LSQEA201212T220K](#) [LSENC2016KKT1R0M](#) [LSBHB1608KKT2R2MG](#) [LSQPB160807T2R2M](#) [LSQEA201212T101K](#) [LCXND4040MKL4R7MDG](#) [DEM8045Z-5R6N=P3](#) [LCXNH8080YKL101MJG](#) [LSCNA2012KKT1R0MA](#)