

SMD Power Inductor

CDRH127/LD



Recommended Type

Description

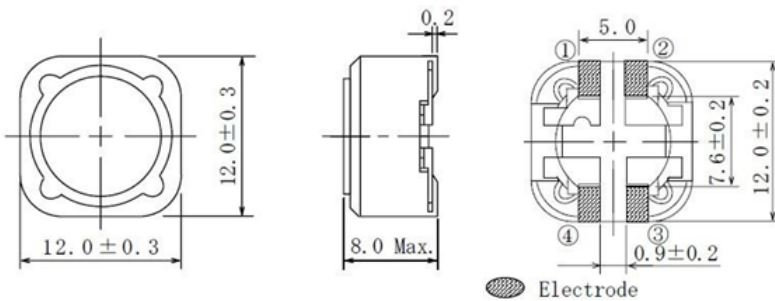
- Ferrite drum ring structure
- Magnetically Shielded
- LxWxH: 12.3x12.3x8.0 mm Max.
- Operating temperature range: -40°C~ +100°C (Including self-heating)
- Storage temperature range: -40°C ~ +100°C
- Solder reflow temperature: 260 °C peak



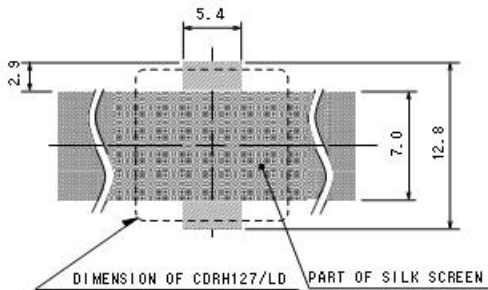
Applications

- Ideally used in notebook PC, LCD TV, DVD, game machine, STB, projector, etc. as DC-DC converter inductors

Dimension - [mm]

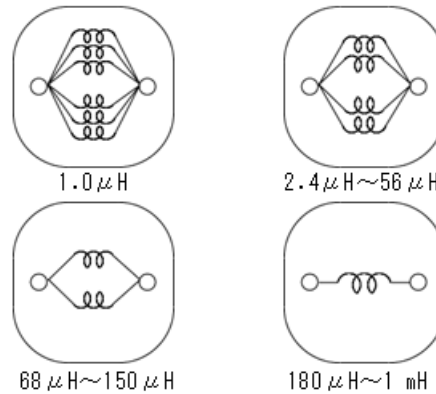


Recommended Land Pattern - [mm]



No vias and traces in the restricted area underneath the coil

Connection



SMD Power Inductor

CDRH127/LD



Electrical Characteristics

Part No.	Inductance (μ H)	D.C.R. (Ω) Max. (Typ.)	Saturation Current (A) Max. (Typ.) ※2	Temperature Rise Current (A) (Typ.) ※3
CDRH127/LDNP-1R0NC	1.0 \pm 30%	6.50m(5.00m)	21.8(27.2)	(15.8)
CDRH127/LDNP-2R4NC	2.4 \pm 30%	10.5m(8.10m)	14.2(17.7)	(11.5)
CDRH127/LDNP-3R5NC	3.5 \pm 30%	12.4m(9.50m)	11.8(14.7)	(10.3)
CDRH127/LDNP4R6NC	4.6 \pm 30%	13.8m(10.6m)	10.4(13.0)	(10.1)
CDRH127/LDNP-5R8NC	5.8 \pm 30%	16.2m(12.4m)	9.00(11.2)	(9.60)
CDRH127/LDNP-7R4NC	7.4 \pm 30%	17.7m(13.6m)	8.40(10.5)	(8.70)
CDRH127/LDNP-100MC	10 \pm 20%	19.5m(15.0m)	6.70(8.40)	(7.80)
CDRH127/LDNP-120MC	12 \pm 20%	21.3m(16.4m)	6.45(7.50)	(7.40)
CDRH127/LDNP-150MC	15 \pm 20%	26.4m(20.3m)	5.65(6.80)	(7.10)
CDRH127/LDNP-180MC	18 \pm 20%	28.0m(21.5m)	5.10(6.70)	(6.60)
CDRH127/LDNP-220MC	22 \pm 20%	36.4m(28.0m)	4.70(5.80)	(6.30)
CDRH127/LDNP-270MC	27 \pm 20%	41.6 m(32.0m)	4.20(5.40)	(5.70)
CDRH127/LDNP-330MC	33 \pm 20%	53.3m(41.0m)	3.90(4.80)	(5.10)
CDRH127/LDNP-390MC	39 \pm 20%	60.5m(46.5m)	3.50(4.40)	(4.50)
CDRH127/LDNP-470MC	47 \pm 20%	78.0m(60.0m)	3.25(4.10)	(4.10)
CDRH127/LDNP-560MC	56 \pm 20%	90.0m(69.0m)	2.90(3.60)	(3.60)
CDRH127/LDNP-680MC	68 \pm 20%	120m(92.0m)	2.60(3.40)	(3.20)
CDRH127/LDNP-820MC	82 \pm 20%	119m(910m)	2.40(2.85)	(2.95)
CDRH127/LDNP-101MC	100 \pm 20%	151m(119m)	2.10(2.70)	(2.60)
CDRH127/LDNP-121MC	120 \pm 20%	169m(130m)	1.90(2.60)	(2.40)
CDRH127/LDNP-151MC	150 \pm 20%	227m(174m)	1.80(2.15)	(2.15)
CDRH127/LDNP-181MC	180 \pm 20%	299m(230m)	1.55(2.05)	(1.90)
CDRH127/LDNP-221MC	220 \pm 20%	338m(260m)	1.45(1.90)	(1.75)
CDRH127/LDNP-271MC	270 \pm 20%	419m(322m)	1.30(1.60)	(1.60)
CDRH127/LDNP-331MC	330 \pm 20%	471m(362m)	1.20(1.45)	(1.50)
CDRH127/LDNP-391MC	390 \pm 20%	572m(440m)	1.10(1.40)	(1.40)
CDRH127/LDNP-471MC	470 \pm 20%	741m(570m)	1.00(1.30)	(1.25)

Note: This specification is subject to change without notice. Please contact your nearest sales office for updated information when placing an order.

SMD Power Inductor

CDRH127/LD



Recommended Type

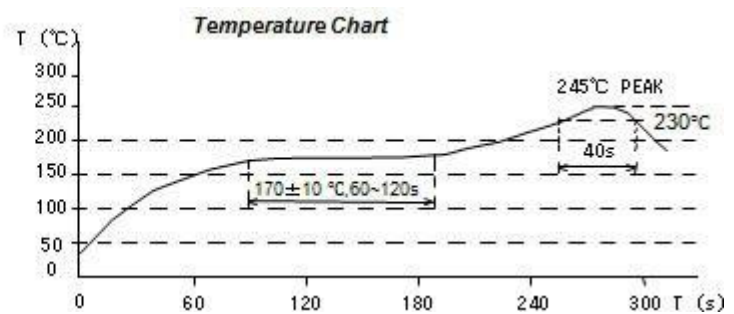
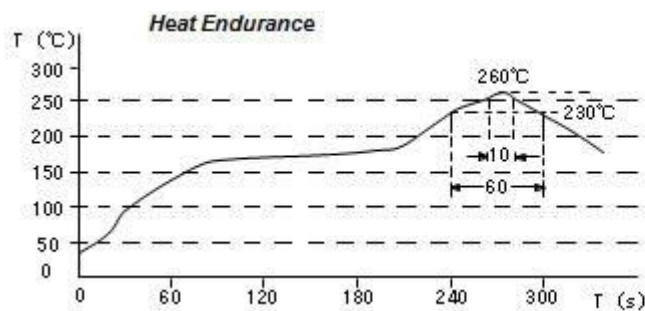
CDRH127/LDNP-561MC	560±20%	852m(655m)	950m(1.12)	(1.10)
CDRH127/LDNP-681MC	680±20%	1.13(870m)	850m(1.10)	(1.03)
CDRH127/LDNP-821MC	820±20%	1.24(950m)	750m(920m)	(920m)
CDRH127/LDNP-102MC	1000±20%	1.50(1.15)	700m(860m)	(850m)

※ 1. Measuring frequency (L) : 1.0μH - 7.4μH (100kHz), 10μH – 1.0mH (1kHz)

※ 2. Saturation current: This indicates the actual value of D.C. current when the inductance becomes 25% lower than its initial value.

※ 3. Temperature rise current: The actual value of D.C. current when the temperature of coil becomes ΔT=40°C. (Ta=20°C)

Solder Reflow Condition



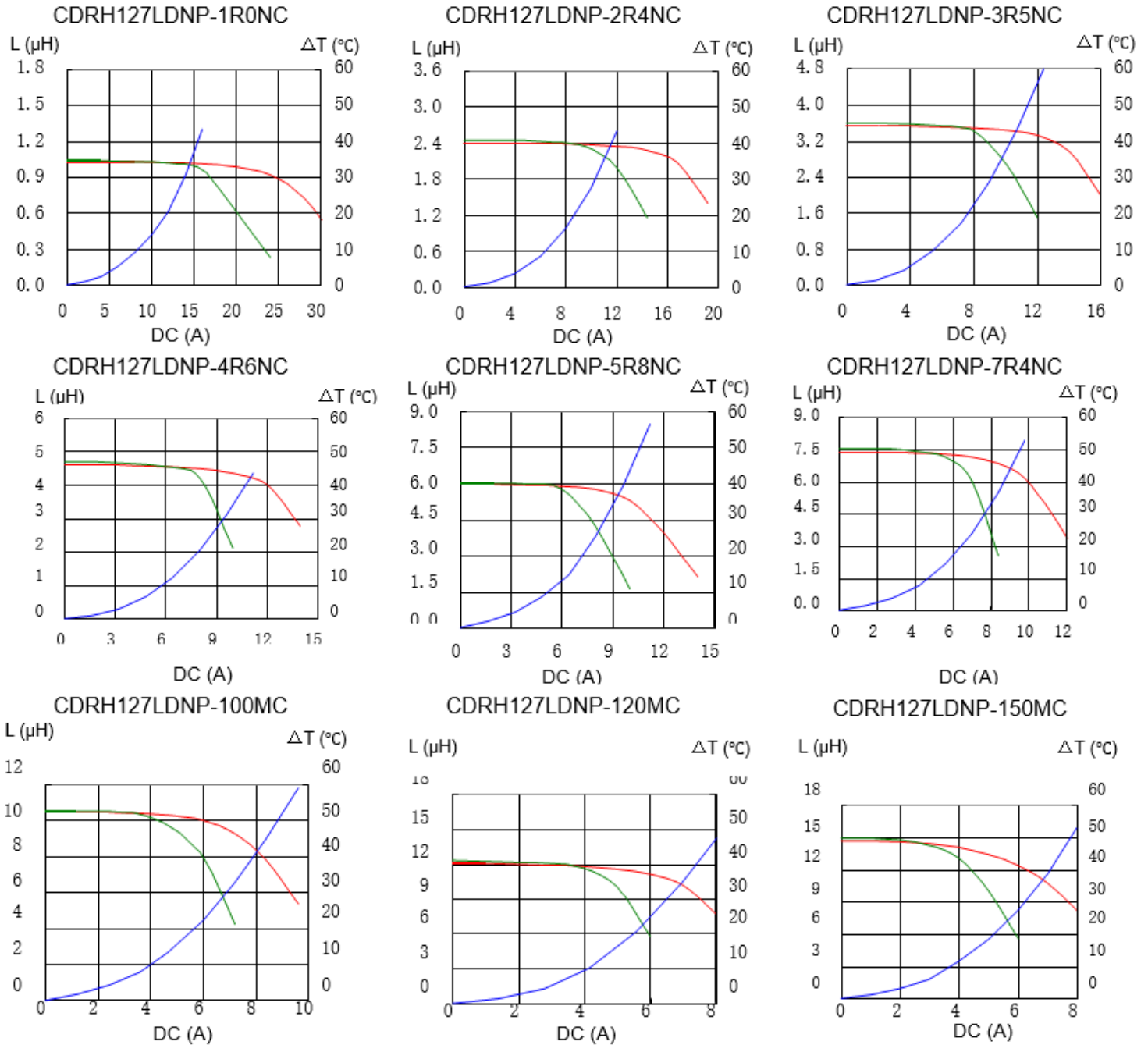
SMD Power Inductor

CDRH127/LD



Saturation Current & Temperature Rise Graph

— L (20°C) — L (100°C) — ΔT



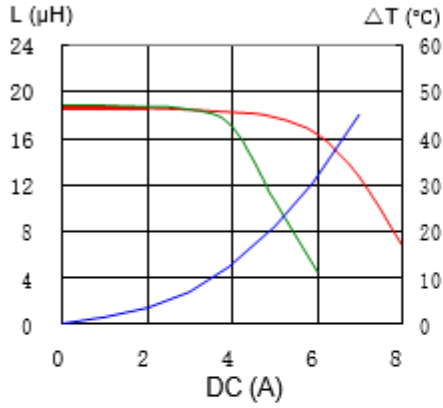
SMD Power Inductor

CDRH127/LD

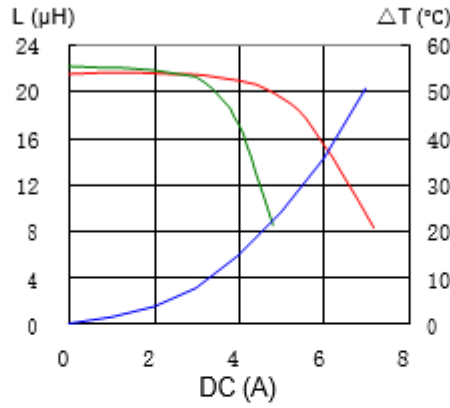


— L (20°C) — L (100°C) — ΔT

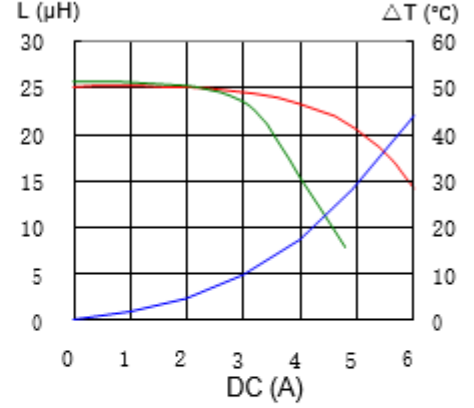
CDRH127LDNP-180MC



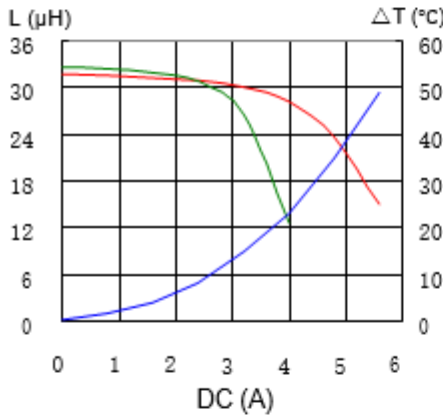
CDRH127LDNP-220MC



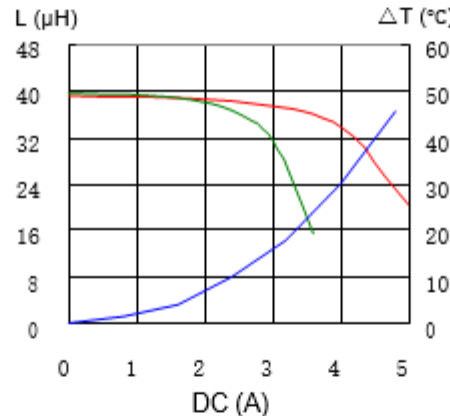
CDRH127LDNP-270MC



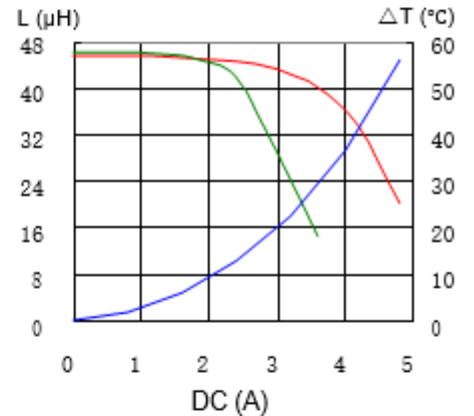
CDRH127LDNP-330MC



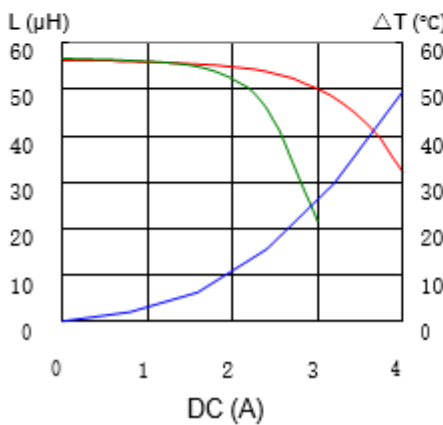
CDRH127LDNP-390MC



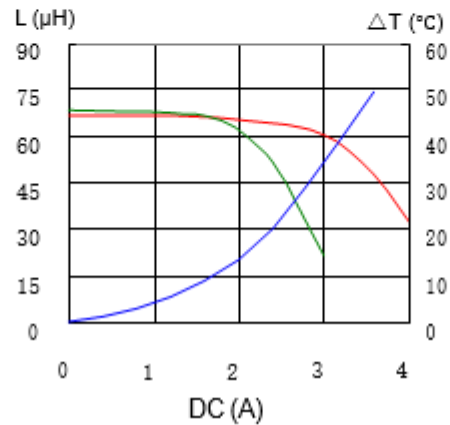
CDRH127LDNP-470MC



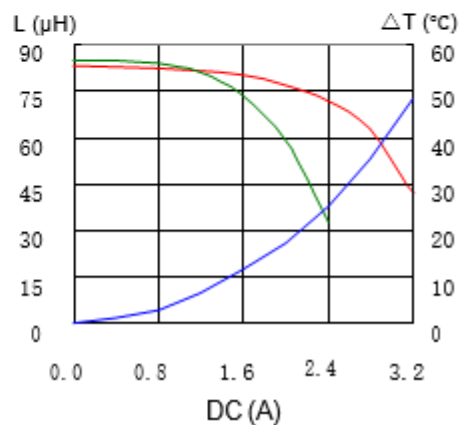
CDRH127LDNP-560MC



CDRH127LDNP-680MC



CDRH127LDNP-820MC



SMD Power Inductor

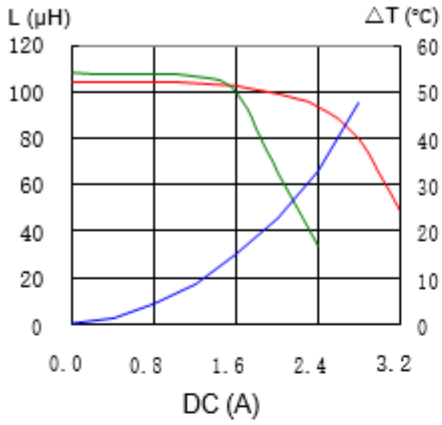
CDRH127/LD



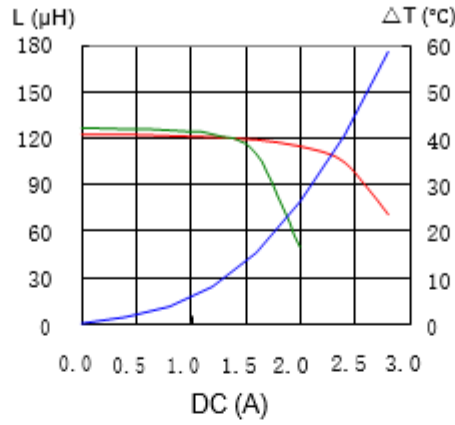
Recommended Type

— L (20°C) — L (100°C) — ΔT

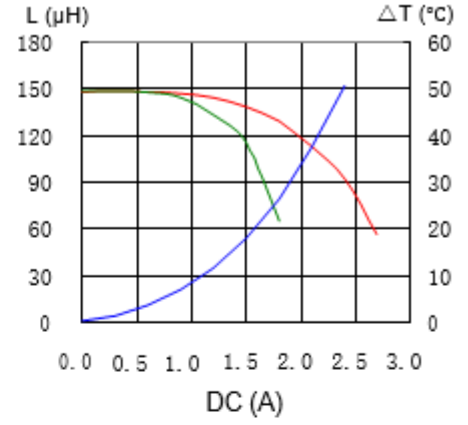
CDRH127LDNP-101MC



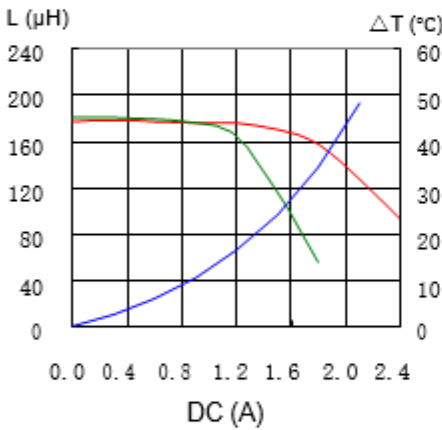
CDRH127LDNP-121MC



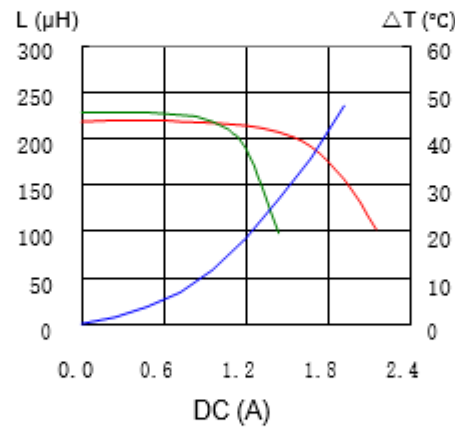
CDRH127LDNP-151MC



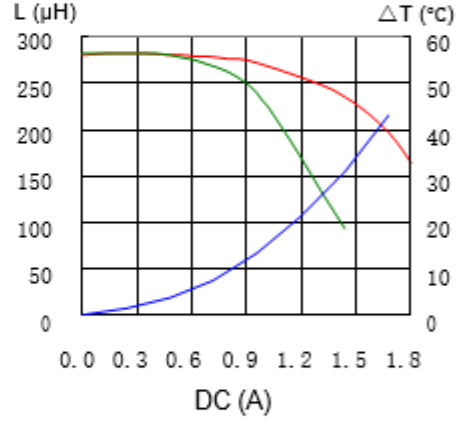
CDRH127LDNP-181MC



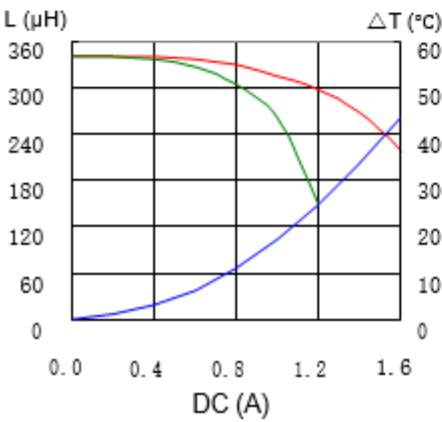
CDRH127LDNP-221MC



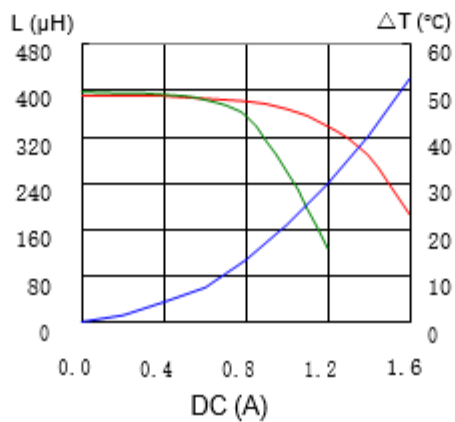
CDRH127LDNP-271MC



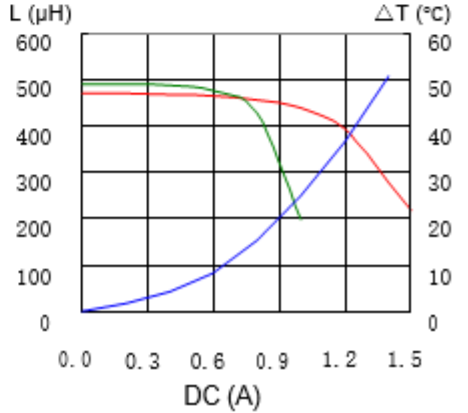
CDRH127LDNP-331MC



CDRH127LDNP-391MC



CDRH127LDNP-471MC



SMD Power Inductor

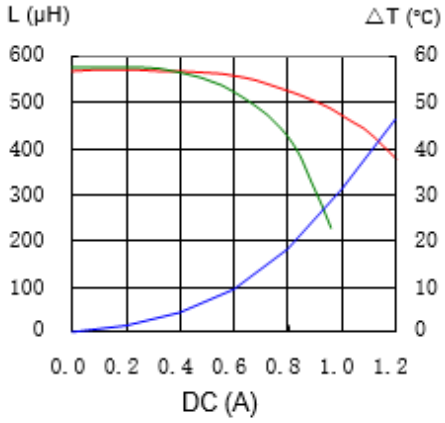
CDRH127/LD



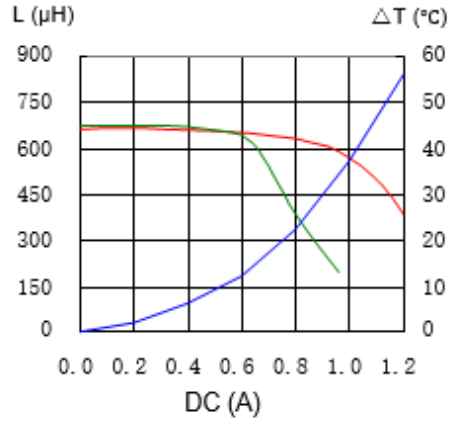
 Recommended Type

— L (20°C) — L (100°C) — ΔT

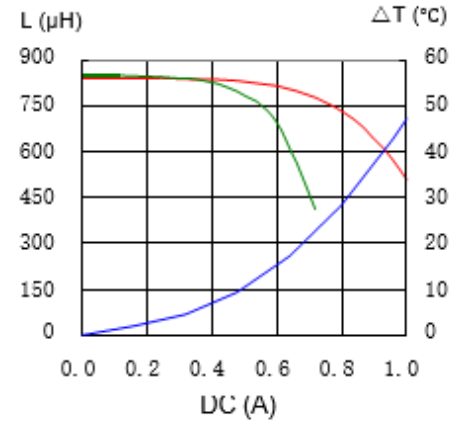
CDRH127LDNP-561MC



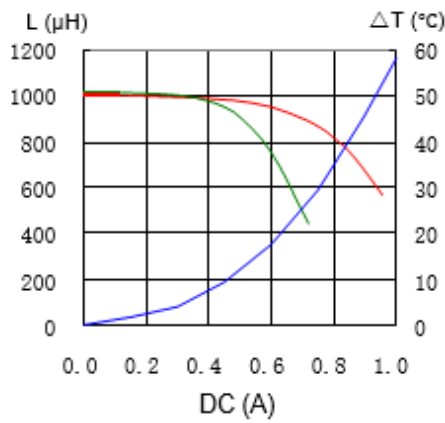
CDRH127LDNP-681MC



CDRH127LDNP-821MC



CDRH127LDNP-102MC



For sales office information, please [click here](#) to visit our website.

X-ON Electronics

Largest Supplier of Electrical and Electronic Components

Click to view similar products for [Power Inductors - SMD category](#):

Click to view products by [Sumida manufacturer](#):

Other Similar products are found below :

[SPD62R-472M](#) [LLQPB201214T1R0M](#) [LLXND3030QKT470MNG](#) [LLQPB160807T4R7M](#) [LLAPB2016KKTR33M](#)
[LBXND4040TKL330MDG](#) [LLXNE3030KKT4R7MN](#) [LSQEA201212T100M](#) [IHLP5050CEER4R7M06](#) [LVS505020-1R0T-N](#) [LVS505040-1R2T-N](#) [LVS606020-1R5M-N](#) [LVS606028-6R8M-N](#) [LVS606045-102M-N](#) [LVS606045-150M-N](#) [LVS606045-1R8M-N](#) [LVS606045-6R8M-N](#) [LVS808040-2R0M-N](#) [LVS808040-330M-N](#) [LVS808040-4R7M-N](#) [MHCI06030-R56M-R8](#) [SCD0403T-470M-N](#) [SCD0403T-6R8K-N](#) [SCD0504T-101M-N](#) [SCD0504T-120M-N](#) [SCD0504T-221M-N](#) [SCD0504T-470M-N](#) [SCD0504T-471M-N](#) [SCD0705T-180M-N](#) [SCD0705T-221M-N](#) [SCD0705T-470M-N](#) [SCD1005T-101M-N](#) [SCD1005T-221M-N](#) [SCD1005T-470M-N](#) [SSL1306T-101M-N](#) [LQB15NNR27K10D](#) [201610CDMCDDS-R47MC](#) [201610CDMCDDS-1R0MC](#) [201610CDMCDDS-R68MC](#) [LSQPB201210T220M](#) [LBCNF2012KKTR24MA](#) [LSQEA201212T220K](#) [LSENC2016KKT1R0M](#) [LSQNB160808T470M](#) [LSBHB1608KKT2R2MG](#) [LSQPB160807T2R2M](#) [LSQEA201212T101K](#) [LCXND4040MKL4R7MDG](#) [DEM8045Z-5R6N=P3](#) [LCXNH8080YKL101MJG](#)