

# SMD Power Inductor CDRH70D45B/T150



Provisional

## Description

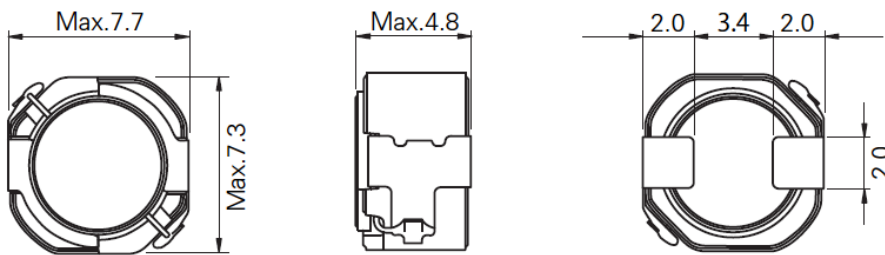
- Ferrite drum core construction
- Magnetically shielded
- Qualified AEC-Q200
- Operating Temperature: -55°C to +150°C (including self-heating)



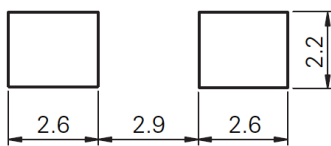
## Applications

- LED Head light for Automobile
- ECU, DC/DC converter
- Automotive and other high temperature, high reliability application

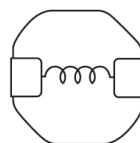
## Dimension [mm]



## Reference Land pattern [mm]



## Connection



BOTTOM VIEW  
裏面図

Note : This specification is subject to change without notice. Please contact your nearest sales office for updated information when placing an order.

# SMD Power Inductor

## CDRH70D45B/T150



Provisional

### Electrical Characteristics

Part No.	Inductance ( $\mu\text{H}$ ) ※1	D.C.R (m $\Omega$ ) ( $\pm 30\%$ )	Saturation Current (A) at 20°C TYP. ※2	Temperature Rise Current (A) TYP. ※3
CDRH70D45BT150NP-R80NC	0.8 $\pm 30\%$	7.0	10.7	9.40
CDRH70D45BT150NP-1R2NC	1.2 $\pm 30\%$	8.0	8.40	8.70
CDRH70D45BT150NP-1R5NC	1.5 $\pm 30\%$	9.0	7.40	8.40
CDRH70D45BT150NP-2R2NC	2.2 $\pm 30\%$	10.0	6.20	7.60
CDRH70D45BT150NP-3R3NC	3.3 $\pm 30\%$	13.0	5.10	6.70
CDRH70D45BT150NP-4R7NC	4.7 $\pm 30\%$	14.0	4.20	6.20
CDRH70D45BT150NP-6R8NC	6.8 $\pm 30\%$	22.0	3.60	5.10
CDRH70D45BT150NP-100MC	10 $\pm 20\%$	33.0	3.00	3.80
CDRH70D45BT150NP-150MC	15 $\pm 20\%$	55.0	2.40	3.10
CDRH70D45BT150NP-220MC	22 $\pm 20\%$	69.0	2.00	2.60
CDRH70D45BT150NP-330MC	33 $\pm 20\%$	97.0	1.60	2.20
CDRH70D45BT150NP-470MC	47 $\pm 20\%$	130	1.30	1.97
CDRH70D45BT150NP-680MC	68 $\pm 20\%$	190	1.10	1.57
CDRH70D45BT150NP-101MC	100 $\pm 20\%$	300	0.92	1.23
CDRH70D45BT150NP-151MC	150 $\pm 20\%$	430	0.74	1.05
CDRH70D45BT150NP-221MC	220 $\pm 20\%$	550	0.62	0.91
CDRH70D45BT150NP-331MC	330 $\pm 20\%$	920	0.51	0.67
CDRH70D45BT150NP-471MC	470 $\pm 20\%$	1350	0.43	0.54
CDRH70D45BT150NP-681MC	680 $\pm 20\%$	1750	0.35	0.50

※ Measuring frequency inductance at 100kHz,1V.

※ Saturation current: DC current which becomes inductance value drop by 30% from the nominal value.

※ Temperature rise current: The value of D.C. current when the temperature of coil becomes  $\Delta T=40^\circ\text{C}$  ( $T_a=20^\circ\text{C}$ ).

Please note that when using the product for automotive while applying current with audio-frequency (AF) signals may result in audible noises due to magnetostriction. Also, in order to avoid noise problem, operating with Non-AF signals would be recommended. The noise may amplify depending on the coil mount area on the PCB.

Note : This specification is subject to change without notice. Please contact your nearest sales office for updated information when placing an order.

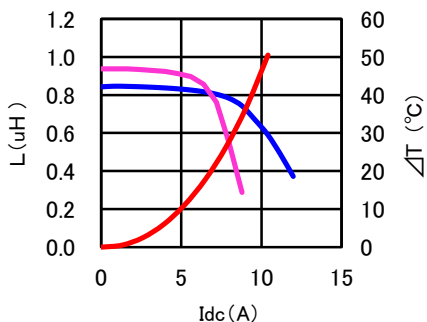
# SMD Power Inductor CDRH70D45B/T150



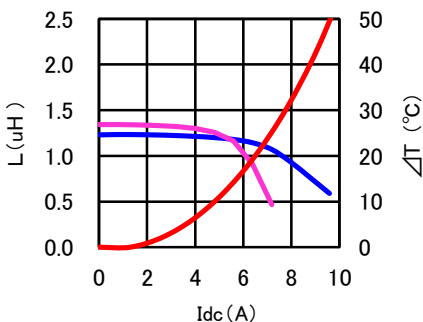
Provisional

Saturation Current & Temperature Rise Graph — L (25°C) — L (150°C) —  $\Delta T$

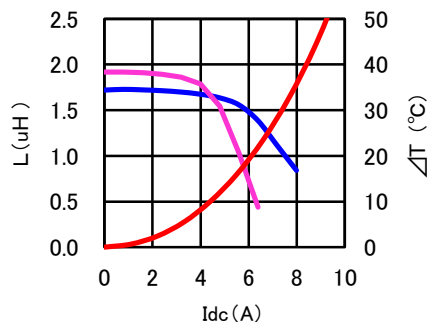
CDRH70D45BT150NP-R80NC



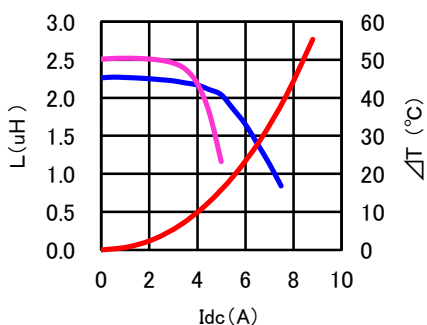
CDRH70D45BT150NP-1R2NC



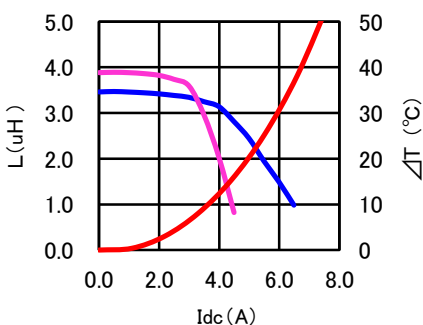
CDRH70D45BT150NP-1R5NC



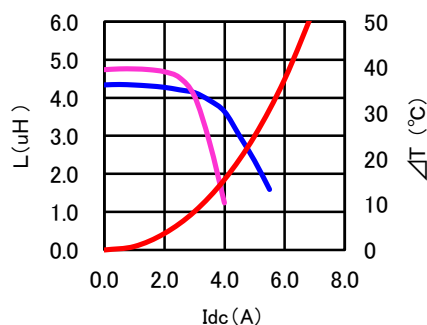
CDRH70D45BT150NP-2R2NC



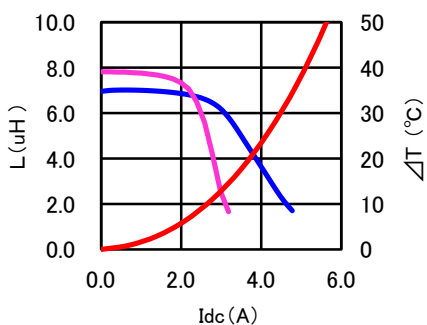
CDRH70D45BT150NP-3R3NC



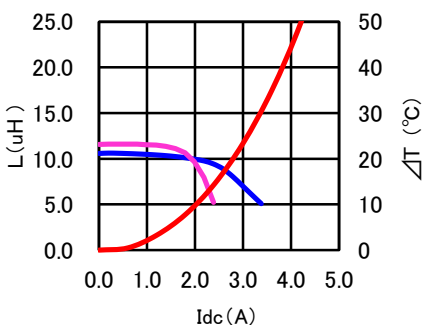
CDRH70D45BT150NP-4R7NC



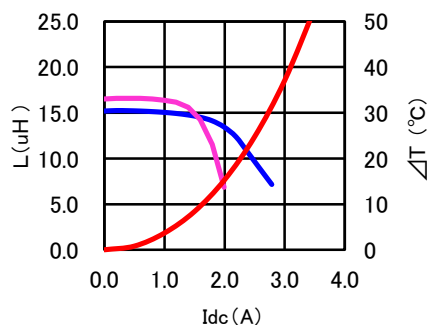
CDRH70D45BT150NP-6R8NC



CDRH70D45BT150NP-100MC



CDRH70D45BT150NP-150MC



Note : This specification is subject to change without notice. Please contact your nearest sales office for updated information when placing an order.

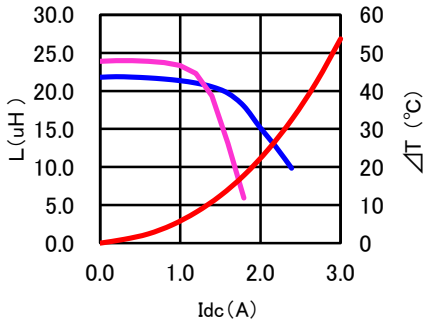
# SMD Power Inductor CDRH70D45B/T150



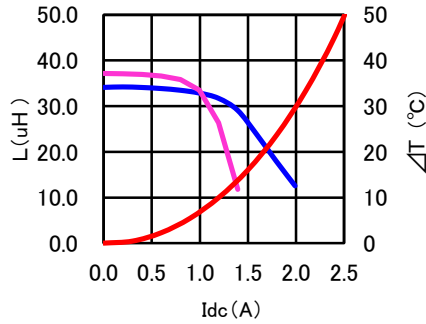
Provisional

Saturation Current & Temperature Rise Graph — L (25°C) — L (150°C) —  $\Delta T$

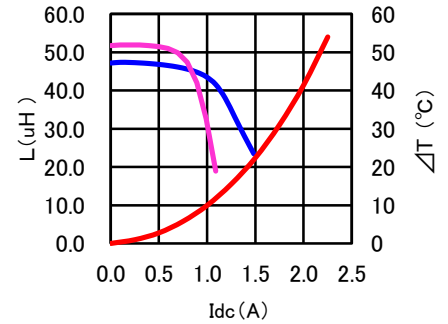
CDRH70D45BT150NP-220MC



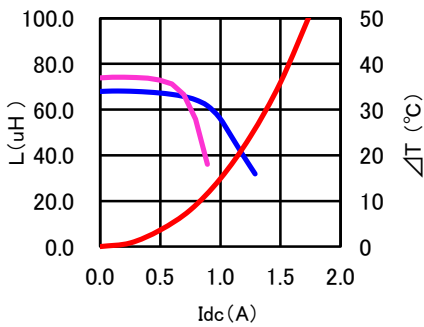
CDRH70D45BT150NP-330MC



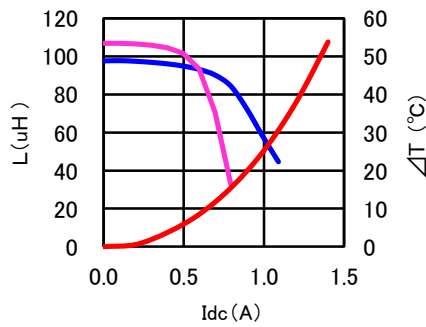
CDRH70D45BT150NP-470MC



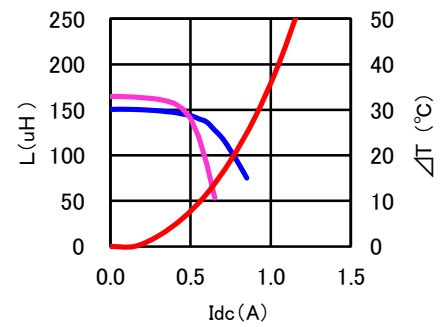
CDRH70D45BT150NP-680MC



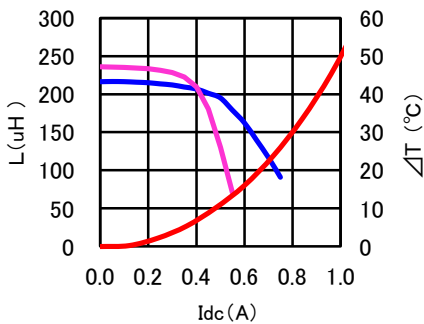
CDRH70D45BT150NP-101MC



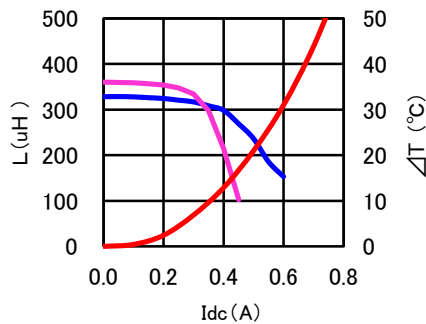
CDRH70D45BT150NP-151MC



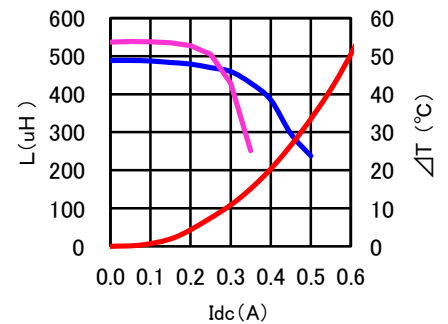
CDRH70D45BT150NP-221MC



CDRH70D45BT150NP-331MC



CDRH70D45BT150NP-471MC



Note : This specification is subject to change without notice. Please contact your nearest sales office for updated information when placing an order.

# SMD Power Inductor

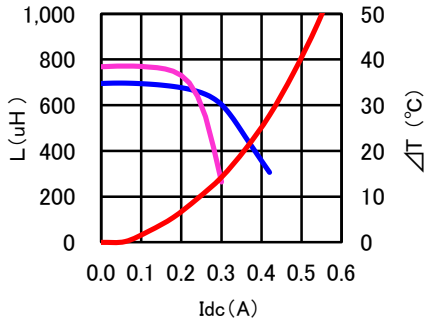
## CDRH70D45B/T150



Provisional

Saturation Current & Temperature Rise Graph — L (25°C) — L (150°C) —  $\Delta T$

CDRH70D45BT150NP-681MC



For sales office information, please [click here](#) to visit our website.

Note : This specification is subject to change without notice. Please contact your nearest sales office for updated information when placing an order.

## X-ON Electronics

Largest Supplier of Electrical and Electronic Components

*Click to view similar products for [Fixed Inductors](#) category:*

*Click to view products by [Sumida](#) manufacturer:*

Other Similar products are found below :

[CR32NP-100KC](#) [CR32NP-151KC](#) [CR32NP-180KC](#) [CR32NP-181KC](#) [CR32NP-1R5MC](#) [CR32NP-390KC](#) [CR32NP-3R9MC](#) [CR32NP-680KC](#) [CR32NP-820KC](#) [CR32NP-8R2MC](#) [CR43NP-390KC](#) [CR43NP-560KC](#) [CR43NP-680KC](#) [CR54NP-181KC](#) [CR54NP-470LC](#) [CR54NP-820KC](#) [CR54NP-8R5MC](#) [70F224AI](#) [MGDQ4-00004-P](#) [MHL1ECTTP18NJ](#) [MHQ1005P10NJ](#) [MHQ1005P1N0S](#) [MHQ1005P2N4S](#) [MHQ1005P3N6S](#) [MHQ1005P5N1S](#) [MHQ1005P8N2J](#) [PE-51506NL](#) [PE-53601NL](#) [PE-53602NL](#) [PE-53630NL](#) [PE-53824SNLT](#) [PE-92100NL](#) [PG0434.801NLT](#) [PG0936.113NLT](#) [9220-20](#) [9310-16](#) [PM06-2N7](#) [PM06-39NJ](#) [A01TK](#) [1206CS-471XJ](#) [HC2LP-R47-R](#) [HC2-R47-R](#) [HC3-2R2-R](#) [HCF1305-3R3-R](#) [1206CS-151XG](#) [RCH664NP-140L](#) [RCH664NP-4R7M](#) [RCH8011NP-221L](#) [RCP1317NP-332L](#) [RCP1317NP-391L](#)