

# SMD Power Inductor CDRH80D65B/T150



## Description

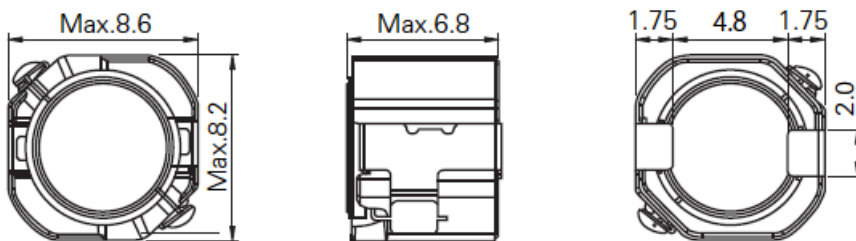
- Ferrite drum core construction
- Magnetically shielded
- Qualified AEC-Q200
- Operating Temperature: -55°C to +150°C (including self-heating)



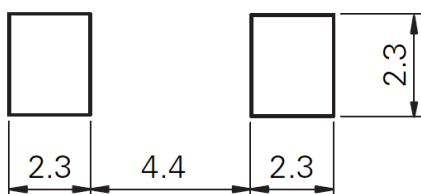
## Applications

- LED Head light for Automobile
- ECU, DC/DC converter
- Automotive and other high temperature, high reliability application

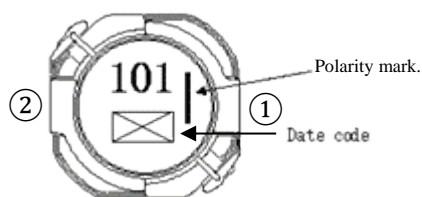
## Dimension [mm]



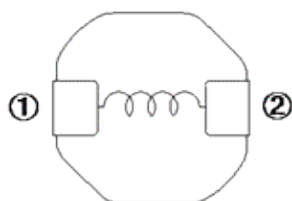
## Reference Land pattern [mm]



## Stamp Example



## Connection (Bottom View)



Note : This specification is subject to change without notice. Please contact your nearest sales office for updated information when placing an order.

# SMD Power Inductor CDRH80D65B/T150



## Electrical Characteristics

Part No.	Inductance ( $\mu$ H) ※1	D.C.R (m $\Omega$ ) ( $\pm$ 30%)	Saturation Current (A) at 20°C TYP. ※2	Temperature Rise Current (A) TYP. ※3
CDRH80D65BT150NP-1R0NC	1.0 $\pm$ 30%	6.4	14.3	8.74
CDRH80D65BT150NP-1R5NC	1.5 $\pm$ 30%	7.5	11.6	7.80
CDRH80D65BT150NP-2R2NC	2.2 $\pm$ 30%	9.6	9.50	6.71
CDRH80D65BT150NP-3R3NC	3.3 $\pm$ 30%	10.8	7.65	6.35
CDRH80D65BT150NP-3R9NC	3.9 $\pm$ 30%	11.8	7.05	6.10
CDRH80D65BT150NP-4R7NC	4.7 $\pm$ 30%	13.2	6.49	5.49
CDRH80D65BT150NP-6R8NC	6.8 $\pm$ 30%	15.8	5.40	5.02
CDRH80D65BT150NP-100MC	10 $\pm$ 20%	19.8	4.50	4.54
CDRH80D65BT150NP-150MC	15 $\pm$ 20%	35.0	3.55	3.16
CDRH80D65BT150NP-220MC	22 $\pm$ 20%	49.0	2.94	2.83
CDRH80D65BT150NP-330MC	33 $\pm$ 20%	86.0	2.42	1.93
CDRH80D65BT150NP-470MC	47 $\pm$ 20%	105	2.02	1.74
CDRH80D65BT150NP-680MC	68 $\pm$ 20%	131	1.67	1.57
CDRH80D65BT150NP-101MC	100 $\pm$ 20%	168	1.41	1.37
CDRH80D65BT150NP-151MC	150 $\pm$ 20%	267	1.17	1.09
CDRH80D65BT150NP-221MC	220 $\pm$ 20%	475	0.94	0.73
CDRH80D65BT150NP-331MC	330 $\pm$ 20%	646	0.77	0.67
CDRH80D65BT150NP-471MC	470 $\pm$ 20%	799	0.64	0.61
CDRH80D65BT150NP-681MC	680 $\pm$ 20%	1180	0.53	0.46
CDRH80D65BT150NP-102MC	1000 $\pm$ 20%	1980	0.43	0.35

※ Measuring frequency inductance at 100kHz,1V.

※ Saturation current: DC current which becomes inductance value drop by 30% from the nominal value.

※ Temperature rise current: The value of D.C. current when the temperature of coil becomes  $\Delta T=40^{\circ}\text{C}$ ( $T_a=20^{\circ}\text{C}$ ).

Please note that when using the product for automotive while applying current with audio-frequency (AF) signals may result in audible noises due to magnetostriction. Also, in order to avoid noise problem, operating with Non-AF signals would be recommended. The noise may amplify depending on the coil mount area on the PCB.

Note : This specification is subject to change without notice. Please contact your nearest sales office for updated information when placing an order.

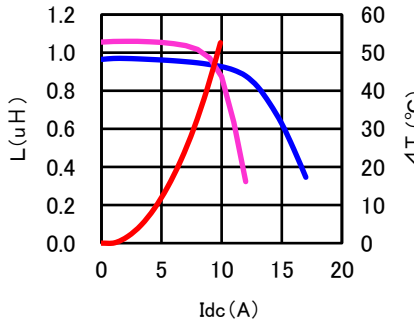
# SMD Power Inductor

## CDRH80D65B/T150

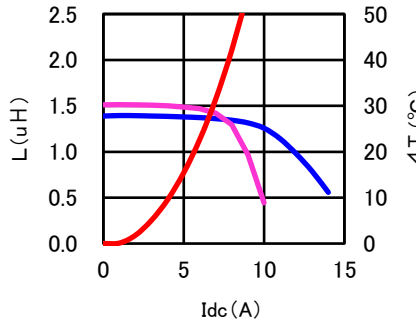


Saturation Current & Temperature Rise Graph — L (25°C) — L (150°C) —  $\Delta T$

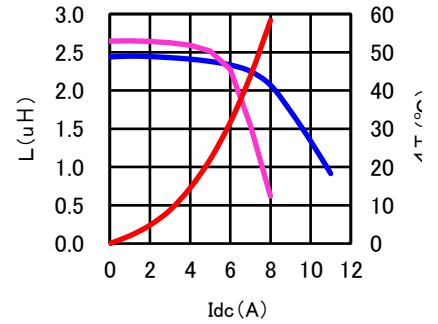
**CDRH80D65BT150NP-1R0NC**



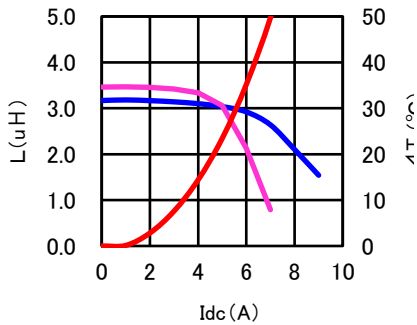
**CDRH80D65BT150NP-1R5NC**



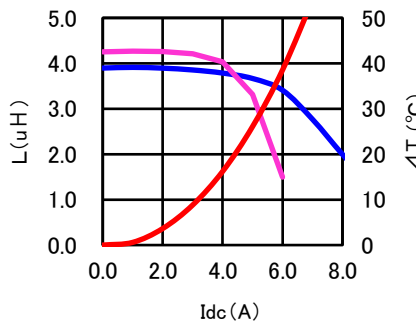
**CDRH80D65BT150NP-2R2NC**



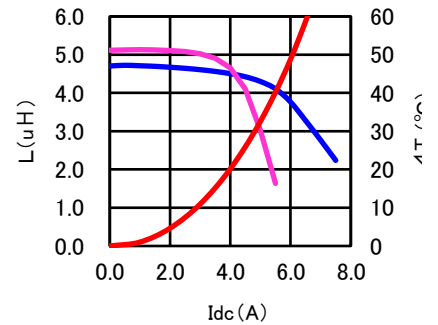
**CDRH80D65BT150NP-3R3NC**



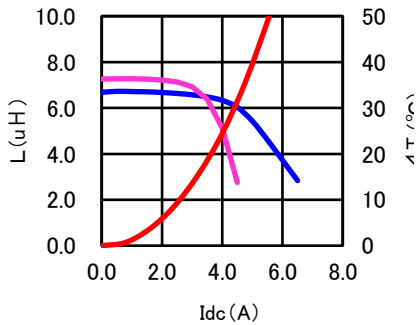
**CDRH80D65BT150NP-3R9NC**



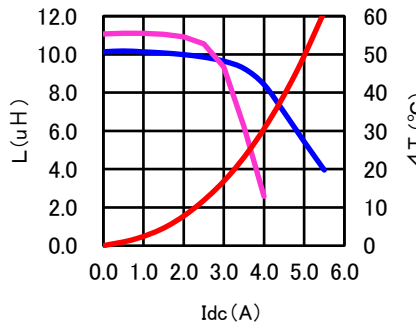
**CDRH80D65BT150NP-4R7NC**



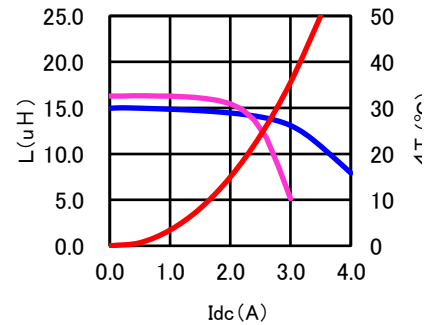
**CDRH80D65BT150NP-6R8NC**



**CDRH80D65BT150NP-100MC**



**CDRH80D65BT150NP-150MC**



Note : This specification is subject to change without notice. Please contact your nearest sales office for updated information when placing an order.

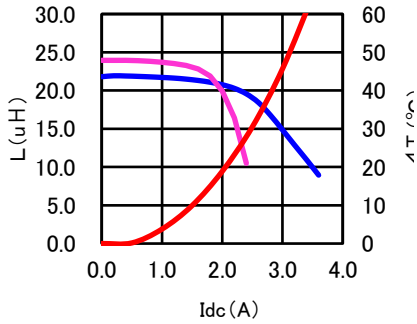
# SMD Power Inductor

## CDRH80D65B/T150

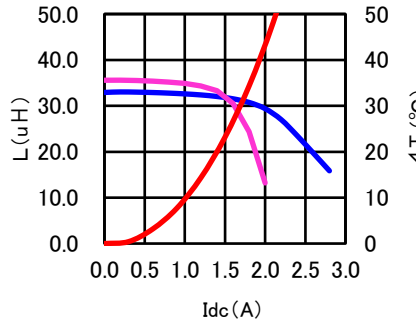


Saturation Current & Temperature Rise Graph — L (25°C) — L (150°C) —  $\Delta T$

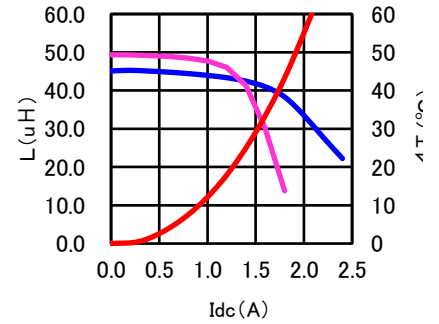
**CDRH80D65BT150NP-220MC**



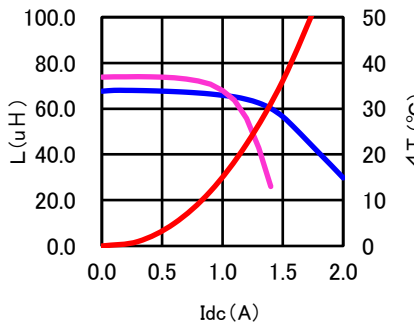
**CDRH80D65BT150NP-330MC**



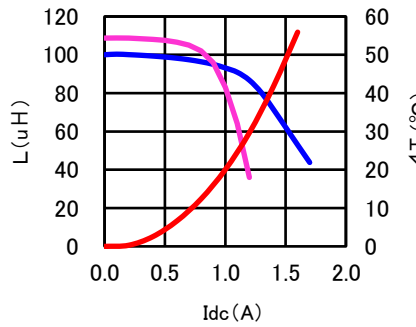
**CDRH80D65BT150NP-470MC**



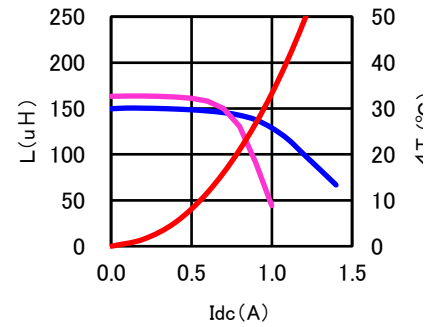
**CDRH80D65BT150NP-680MC**



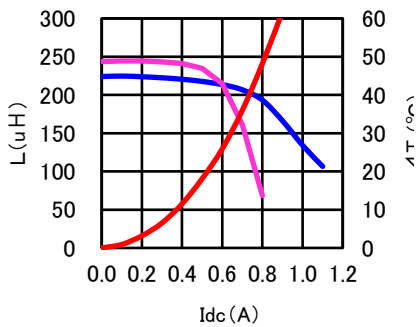
**CDRH80D65BT150NP-101MC**



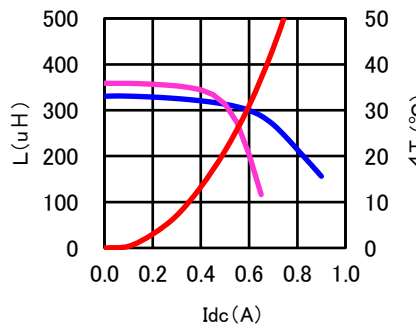
**CDRH80D65BT150NP-151MC**



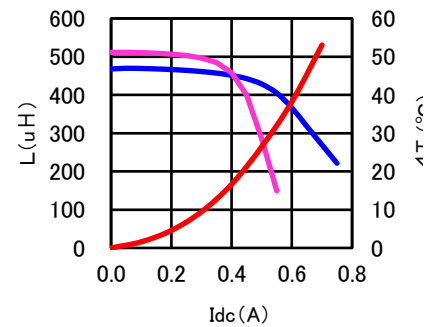
**CDRH80D65BT150NP-221MC**



**CDRH80D65BT150NP-331MC**



**CDRH80D65BT150NP-471MC**



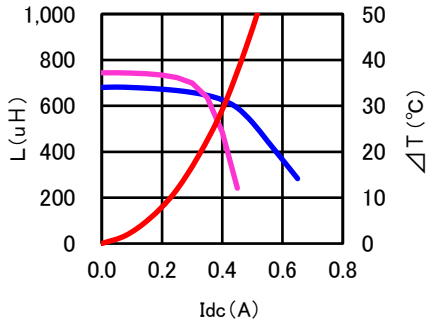
Note : This specification is subject to change without notice. Please contact your nearest sales office for updated information when placing an order.

# SMD Power Inductor CDRH80D65B/T150

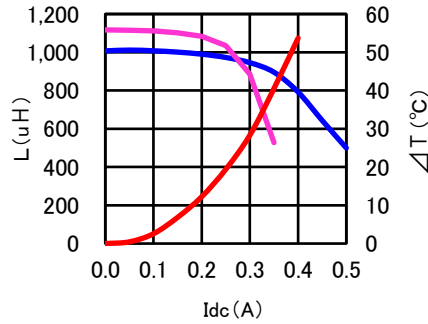


Saturation Current & Temperature Rise Graph — L (25°C) — L (150°C) —  $\Delta T$

CDRH80D65BT150NP-681MC



CDRH80D65BT150NP-102MC



For sales office information, please [click here](#) to visit our website.

Note : This specification is subject to change without notice. Please contact your nearest sales office for updated information when placing an order.

## X-ON Electronics

Largest Supplier of Electrical and Electronic Components

*Click to view similar products for [Power Inductors - SMD category](#):*

*Click to view products by [Sumida manufacturer](#):*

Other Similar products are found below :

[SPD62R-472M](#) [LLQPB201214T1R0M](#) [LLXND3030QKT470MNG](#) [LLQPB160807T4R7M](#) [LLAPB2016KKTR33M](#)  
[LBXND4040TKL330MDG](#) [LLXNE3030KKT4R7MN](#) [LSQEA201212T100M](#) [IHLP5050CEER4R7M06](#) [LVS505020-1R0T-N](#) [LVS505040-1R2T-N](#) [LVS606020-1R5M-N](#) [LVS606028-6R8M-N](#) [LVS606045-102M-N](#) [LVS606045-150M-N](#) [LVS606045-1R8M-N](#) [LVS606045-6R8M-N](#) [LVS808040-2R0M-N](#) [LVS808040-330M-N](#) [LVS808040-4R7M-N](#) [MHCI06030-R56M-R8](#) [SCD0403T-470M-N](#) [SCD0403T-6R8K-N](#) [SCD0504T-101M-N](#) [SCD0504T-120M-N](#) [SCD0504T-221M-N](#) [SCD0504T-470M-N](#) [SCD0504T-471M-N](#) [SCD0705T-180M-N](#) [SCD0705T-221M-N](#) [SCD0705T-470M-N](#) [SCD1005T-101M-N](#) [SCD1005T-221M-N](#) [SCD1005T-470M-N](#) [SSL1306T-101M-N](#) [LQB15NNR27K10D](#) [201610CDMCDDS-R47MC](#) [201610CDMCDDS-1R0MC](#) [201610CDMCDDS-R68MC](#) [LSQPB201210T220M](#) [LBCNF2012KKTR24MA](#) [LSQEA201212T220K](#) [LSENC2016KKT1R0M](#) [LSBHB1608KKT2R2MG](#) [LSQPB160807T2R2M](#) [LSQEA201212T101K](#) [LCXND4040MKL4R7MDG](#) [DEM8045Z-5R6N=P3](#) [LCXNH8080YKL101MJG](#) [LSCNA2012KKT1R0MA](#)