

SMD Power Inductor

CDRH8D43R/T125



Description

- Ferrite drum core construction
- Magnetically shielded
- LxWxH: 8.5x8.3 x 4.5 mm Max.
- Product weight: 1.0g(Ref.)
- Moisture Sensitivity Level: 1



Environmental Data

- Operating Temperature: -40°C to +125°C (including self-heating)
- Storage temperature range: -40°C~+125°C

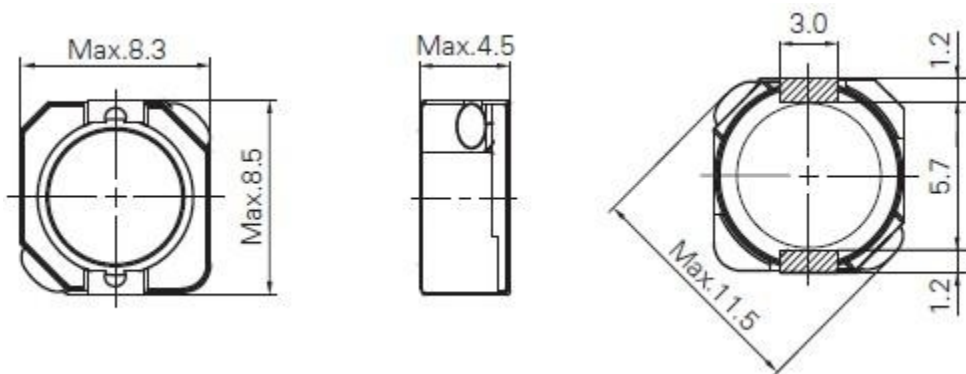
Packaging

- Carrier tape and reel packaging

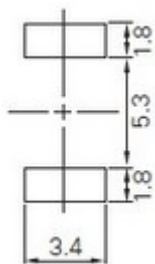
Applications

- High temp and high reliability automotive applications

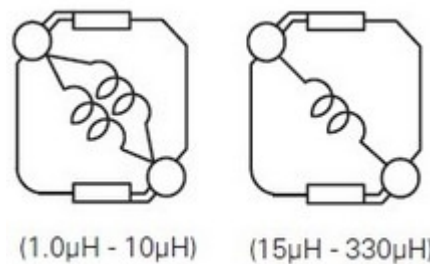
Dimension - [mm]



Recommended Land pattern - [mm]



Wire Connection



SMD Power Inductor

CDRH8D43R/T125



Electrical Characteristics

Part Number	Inductance [Within] (μ H) ※1	D.C.R. at 20°C Max.(Typ.) (m Ω)	Saturation Current (A) Max.(Typ.) ※2	Temperature Rise Current (A) Max.(Typ.) ※3
CDRH8D43RT125NP-1R0NC	1.00 \pm 30%	9.70 (7.80)	8.00 (13.20)	7.50 (8.50)
CDRH8D43RT125NP-1R8NC	1.80 \pm 30%	12.10 (9.70)	7.30 (9.60)	6.40 (7.30)
CDRH8D43RT125NP-2R4NC	2.40 \pm 30%	14.00 (11.20)	7.10 (8.50)	5.80 (6.50)
CDRH8D43RT125NP-3R3NC	3.30 \pm 30%	16.30 (13.00)	6.10 (7.20)	5.20 (5.70)
CDRH8D43RT125NP-4R3NC	4.30 \pm 30%	23.50 (18.80)	5.40 (6.40)	4.30 (4.90)
CDRH8D43RT125NP-5R6NC	5.60 \pm 30%	26.90 (21.50)	4.50 (5.40)	3.70 (4.20)
CDRH8D43RT125NP-6R8NC	6.80 \pm 30%	29.80 (23.90)	4.20 (4.90)	3.45 (3.90)
CDRH8D43RT125NP-8R2NC	8.20 \pm 30%	40.80 (32.60)	4.00 (4.60)	2.85 (3.20)
CDRH8D43RT125NP-100MC	10.00 \pm 20%	45.00 (36.00)	3.50 (4.00)	2.70 (3.00)
CDRH8D43RT125NP-150MC	15.00 \pm 20%	61.80 (49.40)	2.90 (3.30)	2.30 (2.60)
CDRH8D43RT125NP-220MC	22.00 \pm 20%	77.60 (62.00)	2.35 (2.70)	2.05 (2.30)
CDRH8D43RT125NP-330MC	33.00 \pm 20%	123 (98.50)	1.95 (2.20)	1.55 (1.80)
CDRH8D43RT125NP-470MC	47.00 \pm 20%	186 (149)	1.60 (1.80)	1.30 (1.40)
CDRH8D43RT125NP-680MC	68.00 \pm 20%	288 (231)	1.30 (1.50)	1.03 (1.10)
CDRH8D43RT125NP-101MC	100 \pm 20%	353 (282)	1.10 (1.30)	0.93 (1.00)
CDRH8D43RT125NP-151MC	150 \pm 20%	575 (460)	0.91 (1.00)	0.76 (0.90)
CDRH8D43RT125NP-221MC	220 \pm 20%	861 (689)	0.75 (0.85)	0.60 (0.65)
CDRH8D43RT125NP-331MC	330 \pm 20%	1330 (1068)	0.62 (0.70)	0.48 (0.54)

※1. Inductance measuring condition: at 100kHz.

※2. Saturation current: The value of D.C. current when the inductance decreases to 65% of its nominal value.

※3. Temperature rise current: The value of D.C. current when the temperature rise is $\Delta t=40^{\circ}\text{C}$ ($T_a=20^{\circ}\text{C}$).

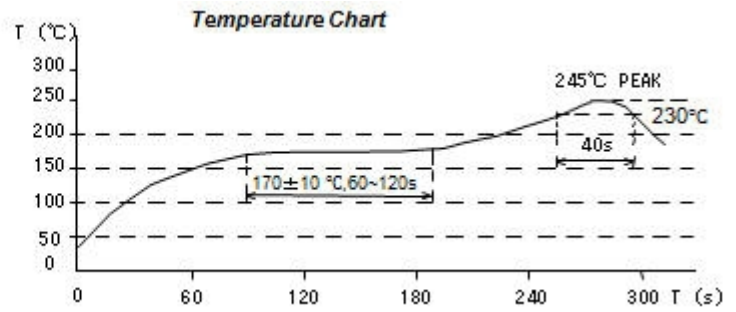
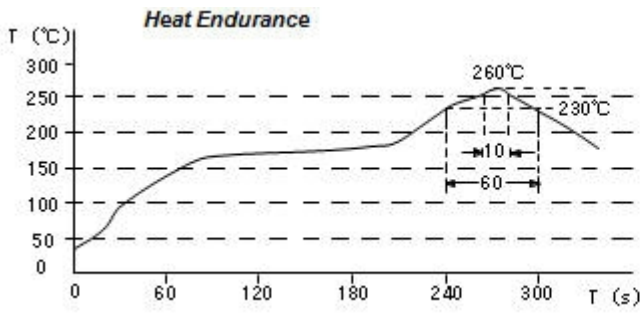
SMD Power Inductor

CDRH8D43R/T125



Recommended Type

Solder Reflow Condition



Note: This specification is subject to change without notice. Please contact your nearest sales office for updated information when placing an order.

SMD Power Inductor

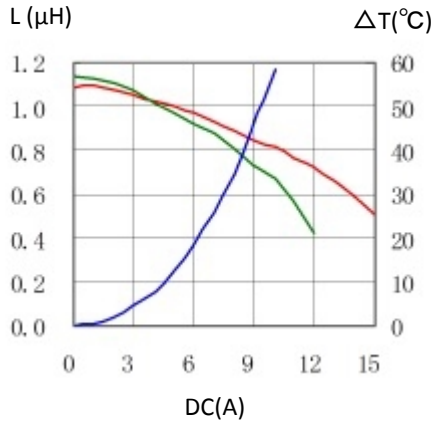
CDRH8D43R/T125



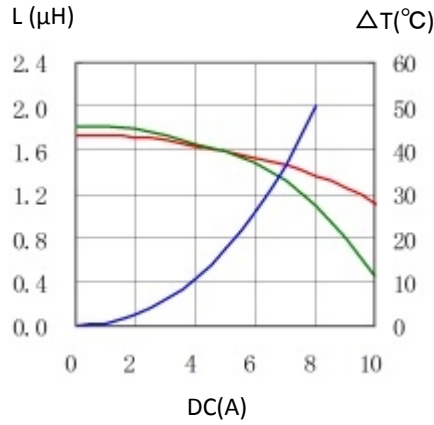
Saturation Current & Temperature Rise Graph

— L (20°C) — L (125°C) — ΔT

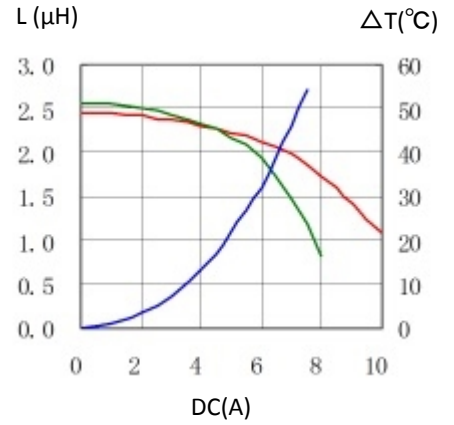
1. CDRH8D43RT125NP-1R0NC



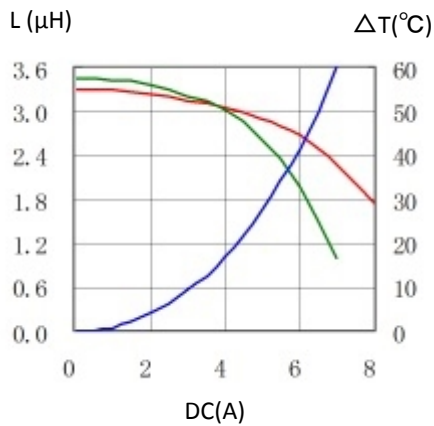
2. CDRH8D43RT125NP-1R8NC



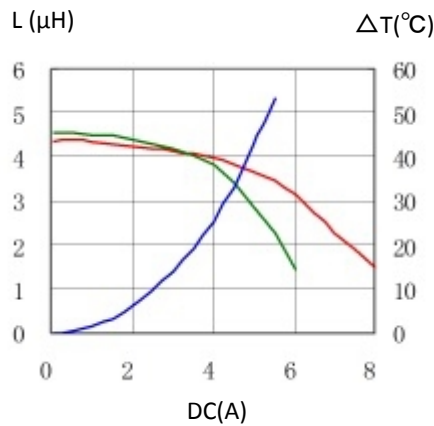
3. CDRH8D43RT125NP-2R4NC



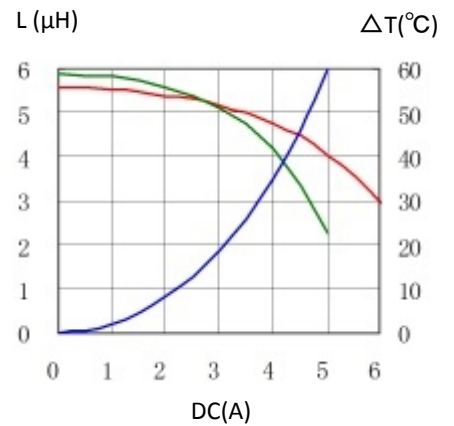
4. CDRH8D43RT125NP-3R3NC



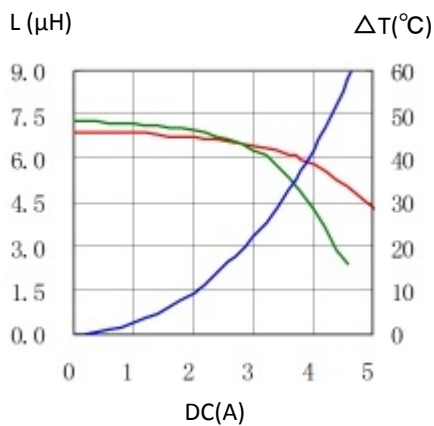
5. CDRH8D43RT125NP-4R3NC



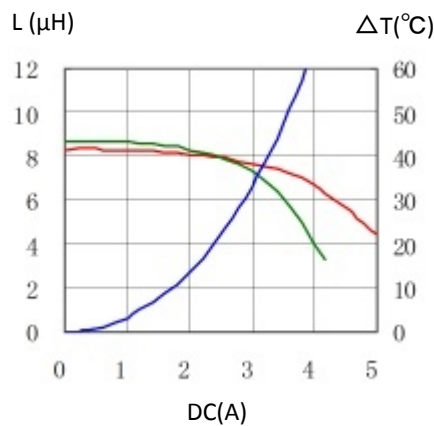
6. CDRH8D43RT125NP-5R6NC



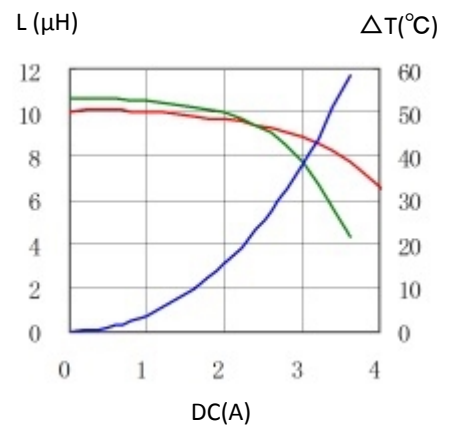
7. CDRH8D43RT125NP-6R8NC



8. CDRH8D43RT125NP-8R2NC



9. CDRH8D43RT125NP-100MC

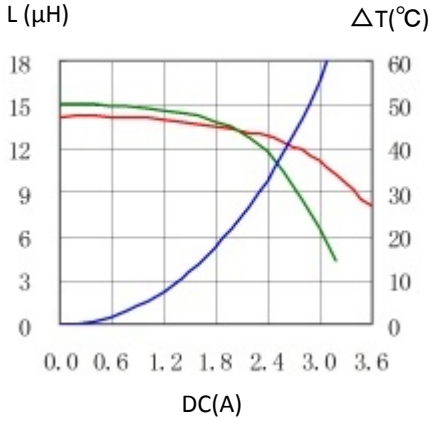


SMD Power Inductor

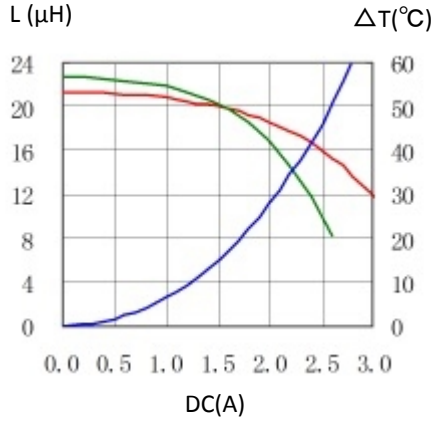
CDRH8D43R/T125



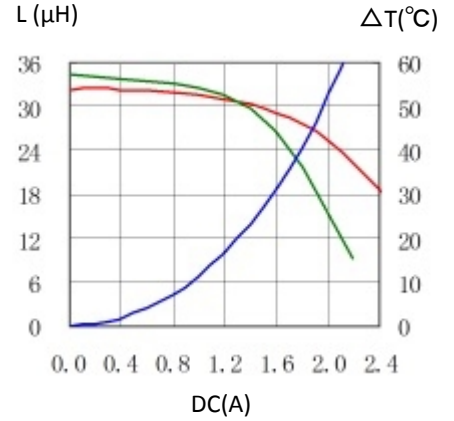
10. CDRH8D43RT125NP-150MC



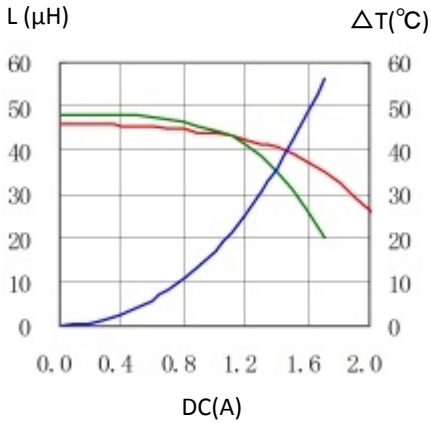
11. CDRH8D43RT125NP-220MC



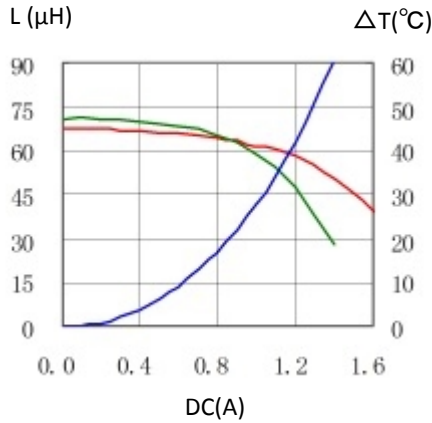
12. CDRH8D43RT125NP-330MC



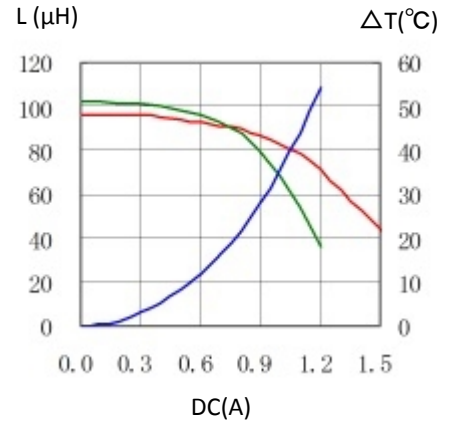
13. CDRH8D43RT125NP-470MC



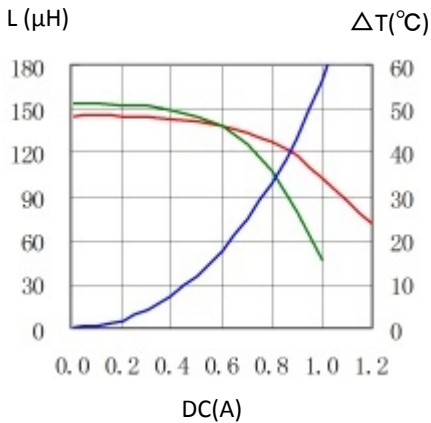
14. CDRH8D43RT125NP-680MC



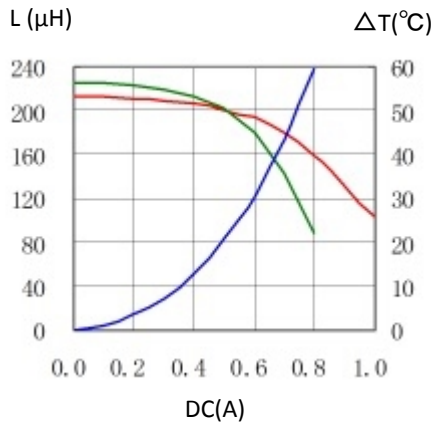
15. CDRH8D43RT125NP-101MC



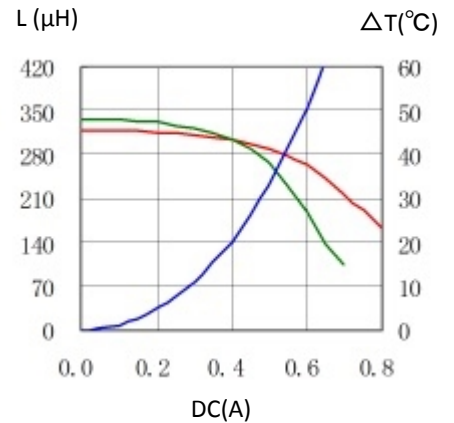
16. CDRH8D43RT125NP-151MC



17. CDRH8D43RT125NP-221MC



18. CDRH8D43RT125NP-331MC



For sales office information, please [click here](#) to visit our website.

X-ON Electronics

Largest Supplier of Electrical and Electronic Components

Click to view similar products for [Power Inductors - SMD category](#):

Click to view products by [Sumida manufacturer](#):

Other Similar products are found below :

[SPD62R-472M](#) [LLQPB201214T1R0M](#) [LLXND3030QKT470MNG](#) [LLQPB160807T4R7M](#) [LLAPB2016KKTR33M](#)
[LBXND4040TKL330MDG](#) [LLXNE3030KKT4R7MN](#) [LSQEA201212T100M](#) [IHLP5050CEER4R7M06](#) [LVS505020-1R0T-N](#) [LVS505040-1R2T-N](#) [LVS606020-1R5M-N](#) [LVS606028-6R8M-N](#) [LVS606045-102M-N](#) [LVS606045-150M-N](#) [LVS606045-1R8M-N](#) [LVS606045-6R8M-N](#) [LVS808040-2R0M-N](#) [LVS808040-330M-N](#) [LVS808040-4R7M-N](#) [MHCI06030-R56M-R8](#) [SCD0403T-470M-N](#) [SCD0403T-6R8K-N](#) [SCD0504T-101M-N](#) [SCD0504T-120M-N](#) [SCD0504T-221M-N](#) [SCD0504T-470M-N](#) [SCD0504T-471M-N](#) [SCD0705T-180M-N](#) [SCD0705T-221M-N](#) [SCD0705T-470M-N](#) [SCD1005T-101M-N](#) [SCD1005T-221M-N](#) [SCD1005T-470M-N](#) [SSL1306T-101M-N](#) [LQB15NNR27K10D](#) [201610CDMCDDS-R47MC](#) [201610CDMCDDS-1R0MC](#) [201610CDMCDDS-R68MC](#) [LSQPB201210T220M](#) [LBCNF2012KKTR24MA](#) [LSQEA201212T220K](#) [LSENC2016KKT1R0M](#) [LSQNB160808T470M](#) [LSBHB1608KKT2R2MG](#) [LSQPB160807T2R2M](#) [LSQEA201212T101K](#) [LCXND4040MKL4R7MDG](#) [DEM8045Z-5R6N=P3](#) [LCXNH8080YKL101MJG](#)