

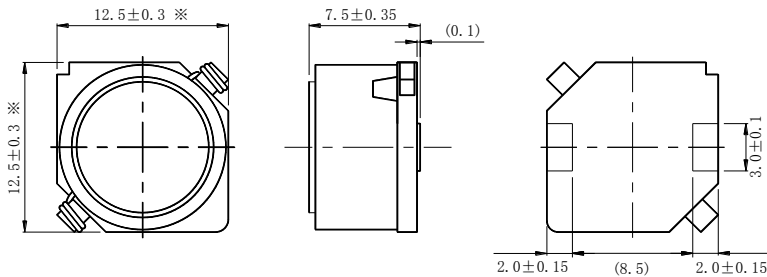
# SMD Power Inductor CDRR127



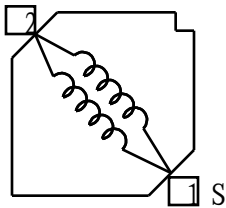
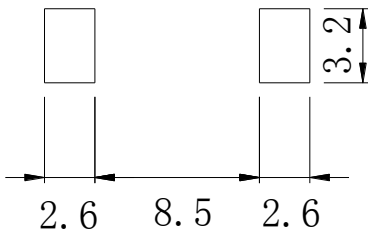
## Description

- Magnetically shielded.
- L × W × H: 12.8 × 12.8 × 7.85 mm Max.
- Product weight: 3.8g (Ref.)
- Moisture Sensitivity Level: 1
- RoHS compliance.
- Qualification to AEC-Q200.

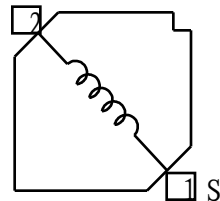
## Dimension - [mm]



## Land pattern and Schematics - [mm]



1.0 $\mu$ H ~ 33 $\mu$ H



47 $\mu$ H ~ 1000 $\mu$ H

## Environmental Data

- Operating temperature range:  $-40^{\circ}\text{C} \sim +125^{\circ}\text{C}$  (including coil's self temperature rise)
- Storage temperature range:  $-40^{\circ}\text{C} \sim +125^{\circ}\text{C}$
- Solder reflow temperature:  $260^{\circ}\text{C}$  peak.

## Packaging

- Carrier tape and reel packaging.
- 12.9" diameter reel
- 400pcs per reel

## Applications

- For consumer electronics :HDD, personal computer, LCD display, etc.
- For automotive: ABS, SRS airbag, HID/LED, car audio, car navigation, LCD display, etc.



### Electrical Characteristics

Part No.	Stamp	Inductance [within] ( $\mu\text{H}$ ) ※1	D.C.R. (m $\Omega$ ) [within] at 25°C	Saturation current (A) ※2 at 20°C	Temperature rise current (A) Typ. ※3
CDRR127NP-1R0NC	1R0	1.0 $\pm$ 30%	6.0 $\pm$ 20%	19.0(24.5)	10.5
CDRR127NP-2R7NC	2R7	2.7 $\pm$ 30%	8.3 $\pm$ 20%	12.8(16.0)	9.1
CDRR127NP-3R3NC	3R3	3.3 $\pm$ 30%	9.6 $\pm$ 20%	11.0(13.8)	8.2
CDRR127NP-5R6NC	5R6	5.6 $\pm$ 30%	11.6 $\pm$ 20%	8.0(10.1)	7.1
CDRR127NP-6R8NC	6R8	6.8 $\pm$ 30%	13.1 $\pm$ 20%	7.2(9.0)	6.7
CDRR127NP-100MC	100	10 $\pm$ 20%	15.6 $\pm$ 20%	5.9(7.3)	5.4
CDRR127NP-150MC	150	15 $\pm$ 20%	18.4 $\pm$ 20%	4.8(6.1)	5.0
CDRR127NP-220MC	220	22 $\pm$ 20%	26.3 $\pm$ 20%	4.2(5.2)	4.0
CDRR127NP-330MC	330	33 $\pm$ 20%	39.5 $\pm$ 20%	3.3(4.2)	3.5
CDRR127NP-470MC	470	47 $\pm$ 20%	52.8 $\pm$ 20%	2.8(3.4)	3.0
CDRR127NP-680MC	680	68 $\pm$ 20%	77.8 $\pm$ 20%	2.1(2.7)	2.4
CDRR127NP-101MC	101	100 $\pm$ 20%	125 $\pm$ 20%	1.9(2.3)	2.0
CDRR127NP-151MC	151	150 $\pm$ 20%	175 $\pm$ 20%	1.5(1.9)	1.6
CDRR127NP-221MC	221	220 $\pm$ 20%	258 $\pm$ 20%	1.3(1.6)	1.3
CDRR127NP-331MC	331	330 $\pm$ 20%	340 $\pm$ 20%	1.1(1.3)	1.1
CDRR127NP-471MC	471	470 $\pm$ 20%	554 $\pm$ 20%	0.9(1.1)	0.9
CDRR127NP-681MC	681	680 $\pm$ 20%	846 $\pm$ 20%	0.7(0.9)	0.7
CDRR127NP-102MC	102	1000 $\pm$ 20%	1271 $\pm$ 20%	0.6(0.8)	0.57

※1 Inductance tested at 100kHz.

※2 Saturation current: This indicates the value of current when the inductance is 10% lower than its initial value.

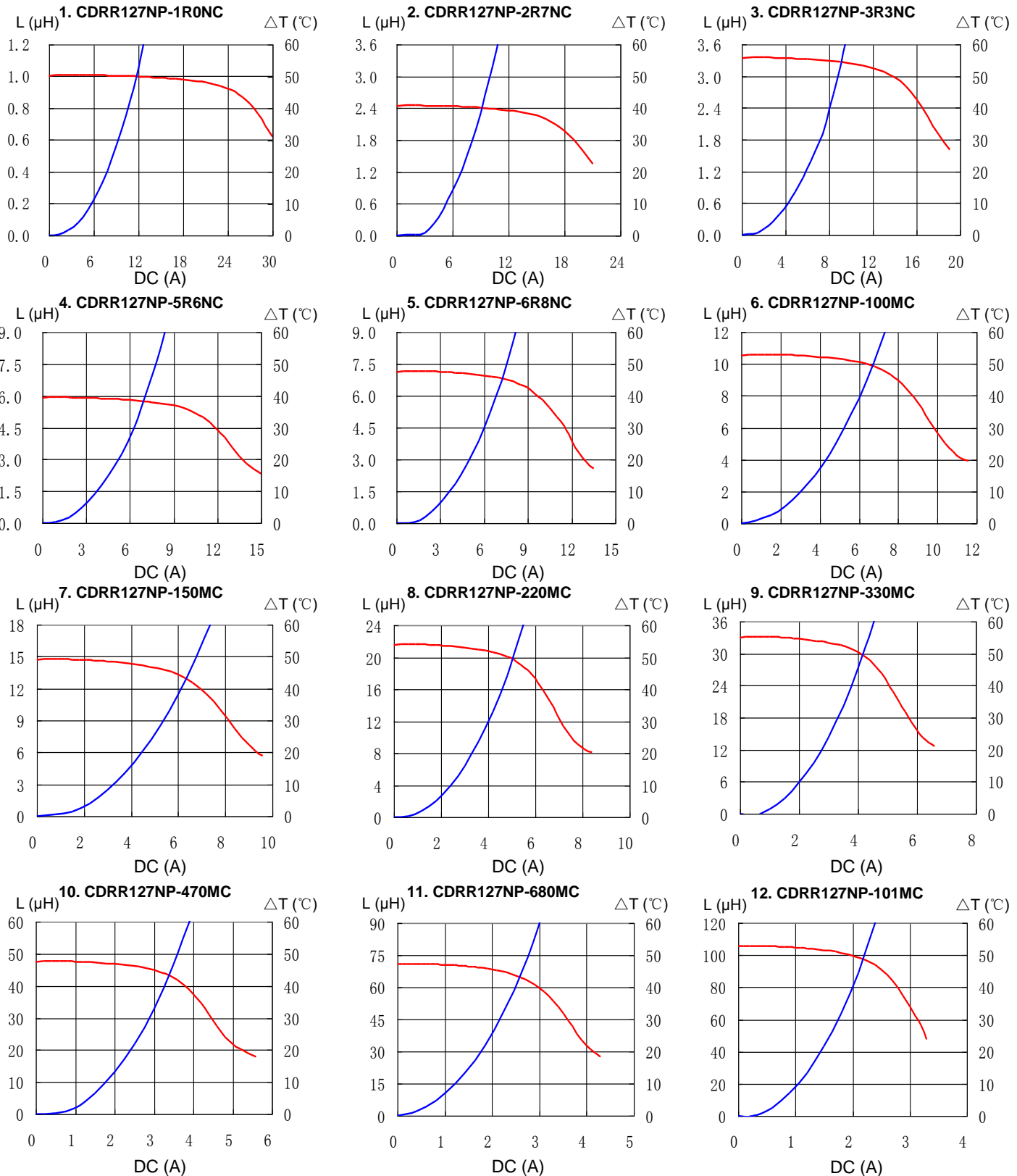
※3 Temperature rise current: The value of DC current when the temperature rise is  $\Delta T=40^{\circ}\text{C}$  ( $T_a=20^{\circ}\text{C}$ ).

# SMD Power Inductor CDRR127



## Saturation Current & Temperature Rise Graph

— L (20°C)    —  $\Delta T$



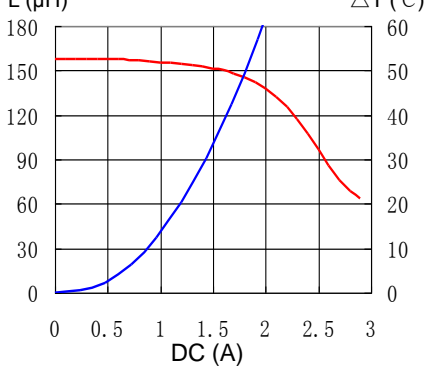
# SMD Power Inductor CDRR127



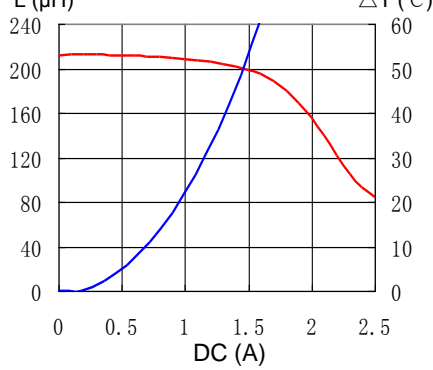
## Saturation Current & Temperature Rise Graph

— L (20°C)    —  $\Delta T$

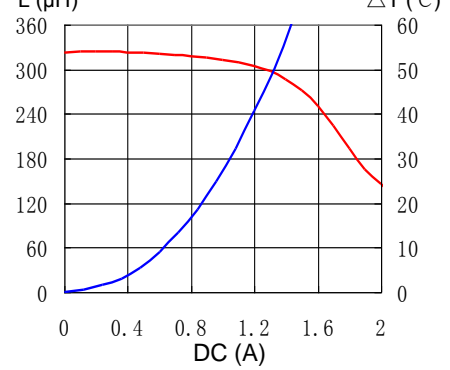
13. CDRR127NP-151MC



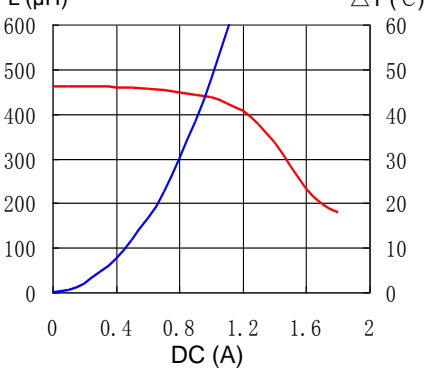
14. CDRR127NP-221MC



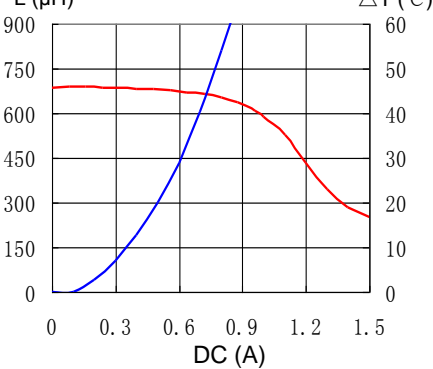
15. CDRR127NP-331MC



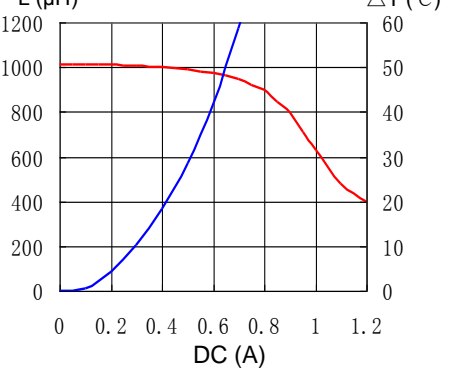
16. CDRR127NP-471MC



17. CDRR127NP-681MC



18. CDRR127NP-102MC

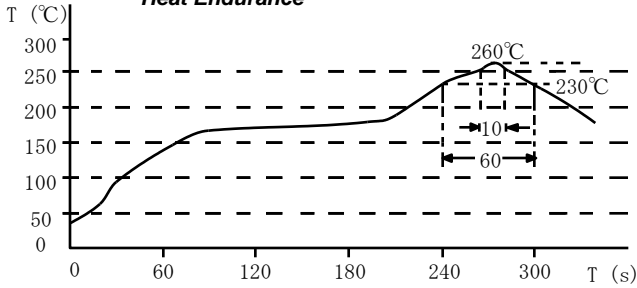


# SMD Power Inductor CDRR127

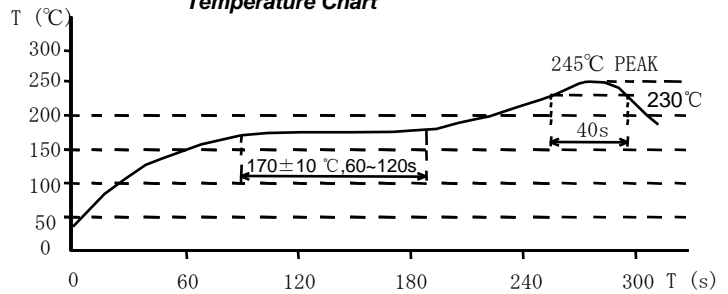


## Solder Reflow Condition

**Heat Endurance**



**Temperature Chart**



Please refer to the sales offices on our website - <http://www.sumida.com>

### Hong Kong

Tel.+852-2880-6781  
FAX.+852-2565-9600  
[sales@hk.sumida.com](mailto:sales@hk.sumida.com)

### Saitama(Japan)

Tel.+81-48-691-7300  
FAX.+81-48-691-7340  
[sales@jp.sumida.com](mailto:sales@jp.sumida.com)

### Chicago

Tel.+1-847-545-6700  
FAX. +1-847-545-6720  
[sales@us.sumida.com](mailto:sales@us.sumida.com)

### Shanghai

Tel.+86-21-5836-3299  
FAX.+86-21-5836-3266  
[shanghai.sales@cn.sumida.com](mailto:shanghai.sales@cn.sumida.com)

### Seoul

Tel.+82-2-6237-0777  
FAX.+82-2-6237-0778  
[sales@kr.sumida.com](mailto:sales@kr.sumida.com)

### Obernzell

Tel.+49-8591-937-0  
FAX. +49-8591-937-103  
[contact@eu.sumida.com](mailto:contact@eu.sumida.com)

### Shenzhen

Tel.+86-755-8291-0228  
FAX.+86-755-8291-0338  
[shenzhen.sales@cn.sumida.com](mailto:shenzhen.sales@cn.sumida.com)

### Singapore

Tel.+65-6296-3388  
FAX.+65-6841-4426  
[sales@sg.sumida.com](mailto:sales@sg.sumida.com)

### Neumarkt

Tel.+49-9181-4509-110  
FAX. +49-9181-4509-310  
[infocomp@eu.sumida.com](mailto:infocomp@eu.sumida.com)

### Taipei

Tel.+886-2-8751-2737  
FAX.+886-2-8751-2738  
[sales@tw.sumida.com](mailto:sales@tw.sumida.com)

### San Jose

Tel.+1-408-321-9660  
FAX.+1-408-321-9308  
[sales@us.sumida.com](mailto:sales@us.sumida.com)

## X-ON Electronics

Largest Supplier of Electrical and Electronic Components

*Click to view similar products for [Power Inductors - SMD category](#):*

*Click to view products by [Sumida manufacturer](#):*

Other Similar products are found below :

[SPD62R-472M](#) [LLQPB201214T1R0M](#) [LLXND3030QKT470MNG](#) [LLQPB160807T4R7M](#) [LLAPB2016KKTR33M](#)  
[LBXND4040TKL330MDG](#) [LLXNE3030KKT4R7MN](#) [LSQEA201212T100M](#) [IHLP5050CEER4R7M06](#) [LVS505020-1R0T-N](#) [LVS505040-1R2T-N](#) [LVS606020-1R5M-N](#) [LVS606028-6R8M-N](#) [LVS606045-102M-N](#) [LVS606045-150M-N](#) [LVS606045-1R8M-N](#) [LVS606045-6R8M-N](#) [LVS808040-2R0M-N](#) [LVS808040-330M-N](#) [LVS808040-4R7M-N](#) [MHCI06030-R56M-R8](#) [SCD0403T-470M-N](#) [SCD0403T-6R8K-N](#) [SCD0504T-101M-N](#) [SCD0504T-120M-N](#) [SCD0504T-221M-N](#) [SCD0504T-470M-N](#) [SCD0504T-471M-N](#) [SCD0705T-180M-N](#) [SCD0705T-221M-N](#) [SCD0705T-470M-N](#) [SCD1005T-101M-N](#) [SCD1005T-221M-N](#) [SCD1005T-470M-N](#) [SSL1306T-101M-N](#) [LQB15NNR27K10D](#) [201610CDMCDDS-R47MC](#) [201610CDMCDDS-1R0MC](#) [201610CDMCDDS-R68MC](#) [LSQPB201210T220M](#) [LBCNF2012KKTR24MA](#) [LSQEA201212T220K](#) [LSENC2016KKT1R0M](#) [LSBHB1608KKT2R2MG](#) [LSQPB160807T2R2M](#) [LSQEA201212T101K](#) [LCXND4040MKL4R7MDG](#) [DEM8045Z-5R6N=P3](#) [LCXNH8080YKL101MJG](#) [LSCNA2012KKT1R0MA](#)