

# CE-FS Series

105°C Standard



- 105°C, 1,000 to 2,000hrs.
- Solvent proof (within 2 minutes)

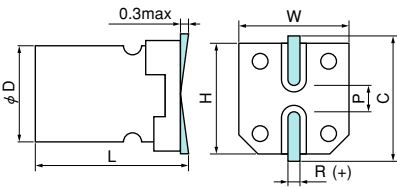
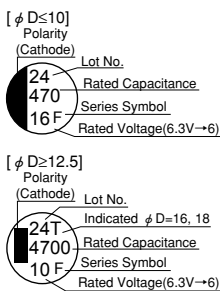
φ18x21.5

**NEW**

## Specifications

Items	Condition	Specifications								
Rated voltage (V)	—	6.3	10	16	25	35	50	63	100	
Surge Voltage (V)	Room temperature	8.0	13	20	32	44	63	79	125	
Category temperature range (°C)	—	-55 to +105								-40 to +105
Capacitance tolerance (%)	120Hz/20°C	M : ±20								
Dissipation Factor (tan δ)	120Hz/20°C	φ4 to φ6.3	0.24	0.20	0.16	0.14	0.12	0.10	0.12	0.10
		φ8 to φ18	0.28	0.24	0.20	0.16	0.14	0.12	0.12	0.10
When rated capacitance exceeds 1,000 μF, add 0.02 to the value above for each 1,000 μF increase.										
Leakage current (LC)	μA/after 2minutes (max)	The greater value of either 0.01CV or 3								
Impedance ratio at low temperature	Based the value at 120Hz, +20°C	-40°C Z/Z <sub>20°C</sub>	3	3	2	2	2	2	2	3
		-55°C Z/Z <sub>20°C</sub>	8	5	4	3	3	3	3	—
Endurance	105°C rated voltage applied (With the rated ripple current)	Test	φ4 to φ6.3, φ10 × 7.7 : 1,000hrs., φ8 to φ18 : 2,000hrs.							
		ΔC/C	Within ±25% of the initial value							
		tan δ	≤ 2 times the initial specified value							
		LC	≤ The initial specified value							

## Marking, Dimensions



A pressure relief vent is attached to products over φD=8

(Unit : mm)

D <sup>+0.5max</sup>	L	W <sup>±0.2</sup>	H <sup>±0.2</sup>	C <sup>±0.2</sup>	R	P <sup>±0.2</sup>
4	5.4 <sup>+0.1/-0.2</sup>	4.3	4.3	5.0	0.5 to 0.8	1.0
4	6.0 <sup>±0.3</sup>	4.3	4.3	5.0	0.5 to 0.8	1.0
5	5.4 <sup>+0.1/-0.2</sup>	5.3	5.3	6.0	0.5 to 0.8	1.4
6.3	5.4 <sup>+0.1/-0.2</sup>	6.6	6.6	7.3	0.5 to 0.8	2.2
6.3	6.0 <sup>±0.3</sup>	6.6	6.6	7.3	0.5 to 0.8	2.2
6.3	7.7 <sup>±0.3</sup>	6.6	6.6	7.3	0.5 to 0.8	2.2
8	10.2 <sup>±0.3</sup>	8.3	8.3	9.0	0.7 to 1.0	3.2
10	7.7 <sup>±0.3</sup>	10.3	10.3	11.0	1.0 to 1.4	4.6
10	10.2 <sup>±0.3</sup>	10.3	10.3	11.0	1.0 to 1.4	4.6
12.5	13.5 <sup>±0.5</sup>	12.8	12.8	13.5	1.0 to 1.4	4.6
16	16.5 <sup>±0.5</sup>	16.3	16.3	17.3	1.8 to 2.1	7.0
18	16.5 <sup>±1.0</sup>	19.0	19.0	20.0	1.7 to 2.1	7.0
18	21.5 <sup>±1.0</sup>	19.0	19.0	20.0	1.7 to 2.1	7.0

Size List, Rated Ripple Current

$\mu\text{F}$ \ V	6.3		10		16		25		35	
4.7							4x5.4	13	4x5.4	14
10					4x5.4	18	5x5.4	20	5x5.4	21
22	4x5.4	22	5x5.4	25	5x5.4	27	6.3x5.4	36	6.3x5.4	38
33	5x5.4	27	5x5.4	30	6.3x5.4	40	6.3x5.4	44	6.3x6.0	42
47	5x5.4	33	6.3x5.4	41	6.3x5.4	48	6.3x6.0	48	6.3x6.0	49
100	6.3x5.4	50	6.3x5.4	53	6.3x5.4	60	6.3x7.7	91	6.3x7.7	84
150			6.3x6.0	62	6.3x7.7	95	8x10.2	140	8x10.2	155
220	6.3x6.0	67	6.3x7.7	105	6.3x7.7	105	8x10.2	175	8x10.2	190
330	6.3x7.7	105	8x10.2	195	8x10.2	195	8x10.2	220	10x10.2	300
470	8x10.2	210	8x10.2	210	8x10.2	230	10x10.2	300	12.5x13.5	410
680	8x10.2	210	10x7.7	210	10x10.2	310			12.5x13.5	430
1000	8x10.2	230	10x10.2	310			12.5x13.5	460	16x16.5	700
1500	10x10.2	310			12.5x13.5	500			16x16.5	740
2200			12.5x13.5	510			16x16.5	805	18x16.5	950
2700									18x21.5	1200
3300	12.5x13.5	520			16x16.5	840	18x16.5	1040		
3900							18x21.5	1280		
4700			16x16.5	880	18x16.5	1090				
5600					18x21.5	1300				
6800	16x16.5	930	18x16.5	1150						
8200			18x21.5	1350						
10000	18x16.5	1200								
12000	18x21.5	1350								

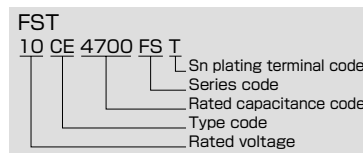

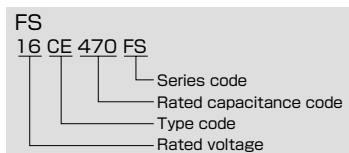
$\mu\text{F}$ \ V	50		63		100	
0.47	4x5.4	3.5	4x5.4	3.5		
1.0	4x5.4	7.0	4x5.4	7.0	4x6.0	7.0
2.2	4x5.4	11	4x5.4	11	6.3x6.0	14
3.3	4x5.4	13	5x5.4	14	6.3x6.0	20
4.7	5x5.4	16	5x5.4	16	6.3x6.0	25
10	6.3x5.4	24	6.3x5.4	24	6.3x7.7	35
22	6.3x6.0	42	6.3x7.7	49	8x10.2	84
33	6.3x7.7	60	8x10.2	112	10x10.2	133
47	6.3x7.7	63	8x10.2	119	12.5x13.5	240
68			8x10.2	126	12.5x13.5	245
82	10x7.7	140				
100	8x10.2	140	10x10.2	196	16x16.5	490
150					16x16.5	500
220	10x10.2	220	12.5x13.5	287	18x16.5	650
330	12.5x13.5	365			18x21.5	700
390	12.5x13.5	380				
470			16x16.5	630		
680			18x16.5	750		
1000	16x16.5	655	18x21.5	900		
1500	18x21.5	1100				

Please refer to page 15 for the ripple current frequency coefficient.

Case size:  $\phi$ DxL(mm)  
10x7.7:CE-FSA  
 $\phi$ 16,  $\phi$ 18:CE-FST

Rated ripple current  
mAmps(120Hz, 105°C)

Model No.



CE-BJ·BE

CE-BD

CE-BS

CE-BSS

CE-FE

CE-LD

CE-FU

CE-FS

CE-FSS

CE-FH

CE-GA

CE-AX

CE-KX

CE-LX

CE-LS

CE-LH

CE-LL

CE-PC

CE-PH

CE-PF

CE-NP

CE-FN

ME-SWB

ME-UZ·SZ

ME-UAX·SAX

ME-SWG

ME-LS

ME-HC

ME-CZ

ME-CA

ME-CX

ME-AX

ME-WX

ME-WA

ME-WL

ME-WG

ME-PX

ME-HPC·HPD

ME-FC·FD

ME-FAZ

ME-FH

ME-SWN

ME-HWN

## X-ON Electronics

Largest Supplier of Electrical and Electronic Components

*Click to view similar products for [Aluminium Electrolytic Capacitors - SMD category](#):*

*Click to view products by [SUN manufacturer](#):*

Other Similar products are found below :

[EEV-FK1E332W](#) [ULV2H1R8MNL1GS](#) [MAL214099813E3](#) [CA025M4R70REB-0405](#) [HUB1800-S](#) [UCX1V471MNQ1MS](#) [RYK-50V101MG5TT-FL](#) [107AXZ016MQ5](#) [RVJ-50V101MH10U-R](#) [MAL214097402E3](#) [MAL215375471E3](#) [MAL224699909E3](#) [MAL224699813E3](#) [MAL215099818E3](#) [AEH1213221M050R](#) [AEH1010331M025R](#) [AEA1010102M016R](#) [AEH1012471M016R](#) [MAL213967339E3](#) [ZSC00AF2211EARL](#) [VB1E100MB054000CE0](#) [VD4.7UF400V90RV0094](#) [FZ470UF25V90RV0113](#) [GVT1H476M0608CNVC](#) [GVE1V226M0506CNVC](#) [GVT1H226M0606CNVC](#) [ATB106M050D058](#) [ATB476M050F065](#) [ATB476M035E058](#) [ATB107M016E058](#) [ATB107M035E077](#) [EMHL250ARA221MHA0G](#) [ATB477M016F102](#) [EMK1EM331FB0D00R](#) [EMF1CM221FB0D00R](#) [EMF1CM331FB0D00R](#) [EMF1CM471FB0D00R](#) [EMK1JM101GB0D00R](#) [EMK1AM102GB0D00R](#) [EMK1HM221GB0D00R](#) [DV221M6R3E055ETR](#) [DV221M025E077ETR](#) [RV331M025F105ETR](#) [HV100M035B055ETR](#) [VH1J101MG105000CE0](#) [VD1H221MG105000CE0](#) [VD1C100MB054000CE0](#) [VD2A100ME077000CE0](#) [RVT1A101M0505](#) [VP1C221M0605](#)