

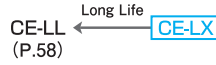
CE-LX Series

Low Impedance

Long Life



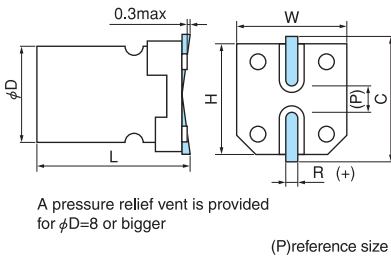
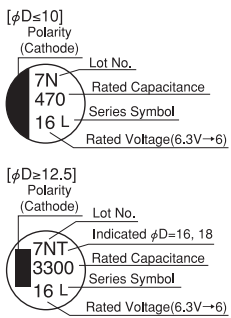
- 105°C, 2,000 to 5,000hours
- Solvent proof (within 2 minutes)



Specifications

Items	Condition	Specifications									
		6.3	10	16	25	35	50	63	80	100	
Rated voltage (V)	—	6.3	10	16	25	35	50	63	80	100	
Surge voltage (V)	Room temperature	8.0	13	20	32	44	63	79	100	125	
Category temperature range (°C)	—	-55 to +105									
Capacitance tolerance (%)	120Hz/20°C	M : ±20									
Dissipation Factor (tan δ)	tan δ (max) 120Hz/20°C	φ4 to φ6.3	0.26	0.20	0.16	0.14	0.12	0.12	0.08	—	—
		φ8 to φ18	0.28	0.24	0.22	0.16	0.14	0.14	0.08	0.08	0.07
Leakage current (LC)	μA/after 2minutes (max)	Exceeding 1,000μF, +0.02 every 1,000μF									
Impedance ratio at low temperature	Based the value at 120Hz, +20°C	The greater value of either 0.01CV or 3									
Endurance	105°C rated voltage applied (With the rated ripple current)	-40°C Z/Z20°C	3	3	3	3	3	3	2	2	2
		-55°C Z/Z20°C	4	4	4	3	3	3	3	3	3
Endurance	105°C rated voltage applied (With the rated ripple current)	Test	φ4 to φ6.3, φ10×7.7 : 2,000hours, φ8 to φ18 : 5,000hours								
		ΔC/C	Within ±30% of the initial value								
		tan δ	Less than 300% of the specified value								
		LC	Less than the specified value								

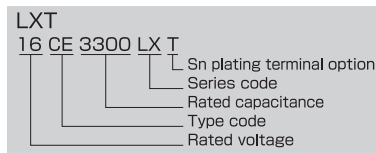
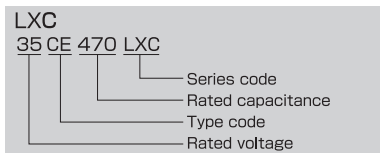
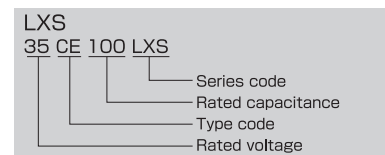
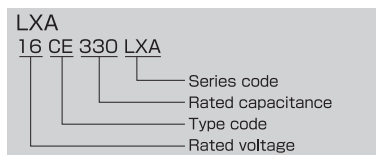
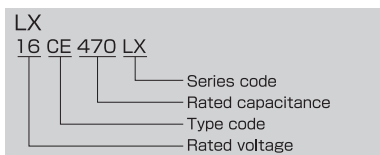
Marking, Dimensions



(Unit : mm)

D ^{+0.5max}	L ^{±0.3}	W ^{±0.2}	H ^{±0.2}	C ^{±0.2}	R	P
4	6.0	4.3	4.3	5.0	0.5 to 0.8	1.0
5	6.0	5.3	5.3	6.0	0.5 to 0.8	1.4
6.3	6.0	6.6	6.6	7.3	0.5 to 0.8	2.2
6.3	7.7	6.6	6.6	7.3	0.5 to 0.8	2.2
8	10.2	8.3	8.3	9.0	0.7 to 1.0	3.2
10	7.7	10.3	10.3	11.0	1.0 to 1.4	4.6
10	10.2	10.3	10.3	11.0	1.0 to 1.4	4.6
10	13.5 ^{±0.5}	10.3	10.3	11.0	1.0 to 1.4	4.6
12.5	13.5 ^{±0.5}	12.8	12.8	13.5	1.0 to 1.4	4.6
16	16.5 ^{±0.5}	16.3	16.3	17.3	1.7 to 2.1	7.0
18	16.5 ^{±1.0}	19.0	19.0	20.0	1.7 to 2.1	7.0
18	21.5 ^{±1.0}	19.0	19.0	20.0	1.7 to 2.1	7.0

Part number



■ Size, Impedance, Rated Ripple Current

μF	V	6.3			10			16			25			35		
		Case size	Impedance	Rated ripple current	Case size	Impedance	Rated ripple current	Case size	Impedance	Rated ripple current	Case size	Impedance	Rated ripple current	Case size	Impedance	Rated ripple current
4.7														4x6.0	1.45	90
10														4x6.0	1.45	90
15								4x6.0	1.45	90	5x6.0	0.70	170	5x6.0	0.70	170
22					4x6.0	1.45	90	5x6.0	0.70	170	5x6.0	0.70	170	5x6.0	0.70	170
27		4x6.0	1.45	90	5x6.0	0.70	170	5x6.0	0.70	170	6.3x6.0	0.39	250	6.3x6.0	0.39	250
33		5x6.0	0.70	170	5x6.0	0.70	170	6.3x6.0	0.39	250	6.3x6.0	0.39	250	6.3x6.0	0.39	250
47		5x6.0	0.70	170	6.3x6.0	0.39	250	6.3x6.0	0.39	250	6.3x6.0	0.39	250	6.3x6.0	0.39	250
56		5x6.0	0.70	170	6.3x6.0	0.39	250	6.3x6.0	0.39	250	6.3x6.0	0.39	250	6.3x6.0	0.39	250
68		6.3x6.0	0.39	250	6.3x6.0	0.39	250	6.3x6.0	0.39	250	6.3x6.0	0.39	250	6.3x6.0	0.39	250
100		5x6.0 ★2	0.70	170										6.3x7.7 ★2	0.30	300
		6.3x6.0	0.39	250	6.3x6.0	0.39	250	6.3x6.0	0.39	250	6.3x7.7	0.30	300	8x10.2	0.17	600
150		6.3x6.0	0.39	250	6.3x6.0	0.39	250	6.3x7.7	0.30	300	8x10.2	0.17	600	8x10.2	0.17	600
														10x7.7 ★1	0.17	600
220		6.3x6.0	0.39	250	6.3x7.7	0.30	300	6.3x7.7	0.30	300	8x10.2	0.17	600	8x10.2	0.17	600
														10x7.7 ★1	0.17	600
330		6.3x7.7	0.30	300	8x10.2	0.17	600	8x10.2	0.17	600	8x10.2	0.17	600	10x10.2	0.090	850
														10x7.7 ★1	0.17	600
470		8x10.2	0.17	600	8x10.2	0.17	600	8x10.2	0.17	600	10x10.2	0.090	850	10x13.5★3	0.070	950
					10x7.7 ★1	0.17	600							12.5x13.5	0.060	1100
680		8x10.2	0.17	600	10x10.2	0.090	850	10x10.2	0.090	850	10x13.5★3	0.070	950			
		10x7.7 ★1	0.17	600							12.5x13.5	0.060	1100	12.5x13.5	0.060	1100
1000								10x13.5★3	0.070	950						
		8x10.2	0.17	600	10x10.2	0.090	850	12.5x13.5	0.060	1100	12.5x13.5	0.060	1100	16x16.5	0.035	1800
1500					10x13.5★3	0.070	950									
		10x10.2	0.090	850	12.5x13.5	0.060	1100	12.5x13.5	0.060	1100	16x16.5	0.035	1800	16x16.5	0.035	1800
2200		12.5x13.5	0.060	1100	12.5x13.5	0.060	1100				16x16.5	0.035	1800	18x16.5	0.033	2060
2700														18x21.5	0.028	2260
3300								16x16.5	0.035	1800	18x16.5	0.033	2060			
3900											18x21.5	0.028	2260			
4700					16x16.5	0.035	1800	18x16.5	0.033	2060						
5600								18x21.5	0.028	2260						
6800		16x16.5	0.035	1800	18x16.5	0.033	2060									
8200		18x16.5	0.033	2060	18x21.5	0.028	2260									
10000		18x16.5	0.033	2060												
12000		18x21.5	0.028	2260												

μF	V	50			63			80			100		
		Case size	Impedance	Rated ripple current	Case size	Impedance	Rated ripple current	Case size	Impedance	Rated ripple current	Case size	Impedance	Rated ripple current
4.7		4x6.0	2.90	60									
10		6.3x6.0	0.88	165	6.3x6.0	1.50	80						
22		6.3x6.0	0.88	165	6.3x7.7	1.20	120						
27		6.3x7.7	0.68	195									
33		6.3x7.7	0.68	195							10x10.2	0.65	200
47		6.3x7.7	0.68	195	10x7.7 ★1	0.70	200	10x10.2	0.65	200	12.5x13.5	0.32	500
56		8x10.2	0.34	350									
68		8x10.2	0.34	350							12.5x13.5	0.32	500
100		8x10.2	0.34	350	12.5x13.5	0.16	800	12.5x13.5	0.32	500	16x16.5	0.17	793
		10x7.7 ★1	0.34	330									
150		10x10.2	0.18	670	12.5x13.5	0.16	800	12.5x13.5	0.32	500	16x16.5	0.17	793
220		10x10.2	0.18	670	12.5x13.5	0.16	800				18x16.5	0.153	917
330		12.5x13.5	0.12	900	16x16.5	0.082	1410	16x16.5	0.17	793	18x21.5	0.083	1230
470		16x16.5	0.073	1610	16x16.5	0.082	1410	18x16.5	0.153	917			
680		16x16.5	0.073	1610	18x16.5	0.080	1690						
1000		16x16.5	0.073	1610	18x21.5	0.055	1960						
1200		18x16.5	0.068	1900									
1500		18x21.5	0.042	2180									

Please refer to page 15 for ripple current frequency coefficients.

Case size: φDxL(mm)
φ16, φ18: CE-LXT

Impedance(Ω)
max at 100kHz, 20°C

Rated ripple current
mA rms(100kHz, 105°C)

★1 LXA
★2 LXS
★3 LXC

Aluminum Electrolytic
Capacitors
Surface
Mount Type

- CE-BE
- CE-BD
- CE-BS
- CE-BSS
- CE-FE
- CE-LD
- CE-FSS
- CE-FS
- CE-FH
- CE-LH
- CE-AX
- CE-KX
- CE-GA
- CE-LS
- CE-ZX
- CE-ZC
- CE-LX**
- CE-LL
- CE-LH(High Voltage)
- CE-PC
- CE-PH
- CE-PS
- CE-PF
- CE-TH
- CE-JX
- CE-NP
- CE-FN
- ME-SWB
- ME-UZ·SZ
- ME-UAX·SAX
- ME-SWG
- ME-HC
- ME-LS
- ME-CZ
- ME-CA
- ME-CX
- ME-AX
- ME-WX
- ME-WA
- ME-WL
- ME-WG
- ME-FX
- ME-FH
- ME-PX
- ME-HPC·HPD
- ME-FC·FD
- ME-SWN
- ME-HWN

X-ON Electronics

Largest Supplier of Electrical and Electronic Components

Click to view similar products for [Aluminium Electrolytic Capacitors - SMD category](#):

Click to view products by [SUN manufacturer](#):

Other Similar products are found below :

[EEV-FK1E332W](#) [ULV2H1R8MNL1GS](#) [MAL214099813E3](#) [CA025M4R70REB-0405](#) [HUB1800-S](#) [UCX1V471MNQ1MS](#) [RYK-50V101MG5TT-FL](#) [107AXZ016MQ5](#) [RVJ-50V101MH10U-R](#) [MAL214097402E3](#) [MAL215375471E3](#) [MAL224699909E3](#) [MAL224699813E3](#) [MAL215099818E3](#) [AEH1213221M050R](#) [AEH1010331M025R](#) [AEA1010102M016R](#) [AEH1012471M016R](#) [MAL213967339E3](#) [ZSC00AF2211EARL](#) [VB1E100MB054000CE0](#) [VD4.7UF400V90RV0094](#) [FZ470UF25V90RV0113](#) [GVT1H476M0608CNVC](#) [GVE1V226M0506CNVC](#) [GVT1H226M0606CNVC](#) [ATB106M050D058](#) [ATB476M050F065](#) [ATB476M035E058](#) [ATB107M016E058](#) [ATB107M035E077](#) [EMVE350ARA101MF80G](#) [EMHL250ARA221MHA0G](#) [ATB477M016F102](#) [EMK1EM331FB0D00R](#) [EMF1CM221FB0D00R](#) [EMF1CM331FB0D00R](#) [EMF1CM471FB0D00R](#) [EMK1JM101GB0D00R](#) [EMK1AM102GB0D00R](#) [EMK1HM221GB0D00R](#) [DV221M6R3E055ETR](#) [DV221M025E077ETR](#) [RV331M025F105ETR](#) [HV100M035B055ETR](#) [VH1J101MG105000CE0](#) [VD1H221MG105000CE0](#) [VD1C100MB054000CE0](#) [VD2A100ME077000CE0](#) [RVT1A101M0505](#)