

8LT, 8ST & 8D Series Reinforced Sealing



38999 Connector with Reinforced Sealing

Resin sealed for harsh environment applications. Up to 1000 times higher sealing than standard version.

Wide availability ■ All 38999 layouts.
Aluminum, including RoHS Black Zinc Nickel.
Composite for ultra low weight.
Titanium or stainless steel for outdoor application.

Fully intermateable ■ 8LT with MS27466 or HE308.
8ST with VG96912 or JN1003.
8D with D38999, EN3645 or BACC63CT/DB.

Temperature ■ Fast temperature change: from -55°C to 125°C.
Compatible with wave or iron soldering.

Contacts ■ PC tail or solder contacts.
Male or female contacts.
Tin plated version available.
Shoulderless contact available, consult us.

Description

- Reinforced sealed receptacle with male or female straight PC tail contacts
- Strong sealing performance: 10^{-7} atm.cm³/s
- Designed for unpressurized area
- 125°C max (operational temperature)
- 100 % scoop proof
- Full RoHS solution
- High density connectors
- Weight saving compared to hermetic version
- Other SOURIAU ranges on request

Technical features

Mechanical

- **Shell plating:**
 - . 8LT & 8ST aluminum shell:
 - . Black zinc nickel (Z)
 - . Olive drab cadmium (B)
 - . Nickel (F)
 - . 8D aluminum shell:
 - . Black zinc nickel (Z)
 - . Olive drab cadmium (W)
 - . Nickel (F)
 - . 8D composite shell:
 - . Olive drab cadmium (J)
 - . Nickel (M)
 - . 8D stainless steel shell:
 - . Nickel (S)
 - . Passivated (K)
 - . 8D titanium shell:
 - . Nickel (TF)
 - . Without plating (TT)
- **Insulator:** Thermoplastic
- **Interfacial seal:** Silicone elastomer
- **Contacts:** Copper alloy
- **Contacts plating:** Gold over nickel plated
- **Endurance:** 500 mating/unmating operations

Electrical

- **Contact resistance:**

Contacts size	26	22	20	16	12	8	4
Resistance mΩ	16	14.6	7.3	3.8	3.5	3	2
- **Shielding:**
 - . 8LT: . 90db - 100MHz
 - . . 50db - 10GHz
 - . 8ST: . 70 db - 100MHz
 - . 8D: . F; S; TF: 65db - 10GHz
 - . . F; Z; W; J; M: 85db - 1GHz
 - . . Z; W: 50db - 10GHz
 - . . K; TT: 45db - 10GHz
- **Shell continuity:**
 - . 8LT: . Z; B: 2.5mΩ
 - . . F: 1mΩ
 - . 8ST: . Z; B: 2.5mΩ
 - . . F: 1mΩ
 - . 8D: . F; TF; S: 1mΩ
 - . . Z; ZC; W: 2.5mΩ
 - . . J; M: 3mΩ
 - . . JVS: 5mΩ
 - . . TT; K: 10mΩ

Environmental

- **Temperature range:** -55°C +125°C
- **Sealing (initial):** 10^{-7} atm.cm³/s
- **Salt spray:**
 - . 8LT: . B; Z: 500h
 - . . F: 48h
 - . 8ST: . B; Z: 500h
 - . . F: 48h
 - . 8D: . F; S; TF: 48h
 - . . Z; W; JVS; TT; K; S: 500h
 - . . J; M: 2000h

Ordering information

8LT part number

Basic Series	8LTR	0	C	09	Z	35	P	N
Shell style								
0: Square flange receptacle								
1: In line receptacle								
2: Short square flange receptacle not accepting backshell								
3: Square flange receptacle, rear mounting								
7: Jam nut receptacle								
Type								
C: Receptacle with short PC tail (male and female #22D, #20, #16)								
L: Connector with long PC tail (male and female #22D)								
S: Connector with specific PC Tail (male and female #22D)								
M: Connector with medium PC tail (male #22D)								
P: Connector with solder cup: . Pin: #22D & #16; Socket: #12								
. Socket: #22D & #16; Pin: #12 - Please consult us								
Shell size								
09, 11, 13, 15, 17, 19, 21, 23, 25								
Plating								
B: Olive green cadmium								
F: Nickel								
Z: Black zinc nickel								
Contact layouts								
See page 5								
Contact type								
P: Male								
S: Female								
Orientation								
N, A, B, C, D (Orientation B & C not developed for shell size 9)								

8ST part number

Basic series	8STR	0	C	10	Z	35	P	N
Shell style								
0: Square flange receptacle								
1: In line receptacle								
2: Square flange receptacle, not accepting backshell								
3: Square flange receptacle, rear mounting								
7: Jam nut receptacle								
Type								
L: Connector with long PC tail contacts								
M: Connector with medium PC tail contacts								
C: Connector with short PC tail contacts								
Shell size								
08, 10, 12, 14, 16, 18, 20, 22, 24								
Plating								
Z: Black zinc nickel								
F: Nickel								
G: Olive green cadmium								
Contact layouts								
See page 5								
Contact type								
P: Pin								
S: Socket								
Orientation								
N, A, B, C, D (Orientation B & C not developed for shell size 8)								

Ordering information

8D part number

Basic Series:	8DR	0	C	09	Z	35	P	N
Shell type:	<ul style="list-style-type: none"> 0: Square flange receptacle 1: In line receptacle (8D aluminum only) 7: Jam nut receptacle (except 8D Composite) 							
Contact type:	<ul style="list-style-type: none"> C: Receptacle with short PC tail (male and female #22D, #20, #16, #12) L: Connector with long PC tail (male and female #22D) S: Connector with specific PC Tail (male and female #22D) M: Connector with medium PC tail (male #22D) P: Connector with solder cup: . Pin: #22D, #20 & #16; Socket: #12 . Socket: #22D, #20 & #16; Pin: #12 - Please consult us 							
Shell size	09, 11, 13, 15, 17, 19, 21, 23, 25							
Aluminum plating:	<ul style="list-style-type: none"> F: Nickel Z: Black zinc nickel W: Olive drab cadmium 							
Composite plating:	<ul style="list-style-type: none"> J: Olive drab cadmium M: Nickel 							
Stainless steel plating:	<ul style="list-style-type: none"> K: Passivated S: Nickel 							
Titanium plating:	<ul style="list-style-type: none"> TT: Without plating TF: Nickel 							
Contact layout	See page 5							
Contact type:	<ul style="list-style-type: none"> P: Male S: Female 							
Orientation	N, A, B, C, D, E							

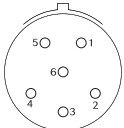
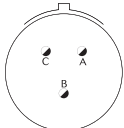
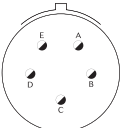
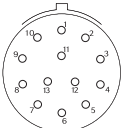
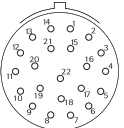
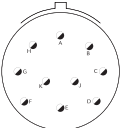
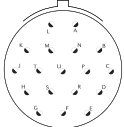
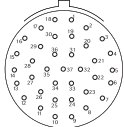
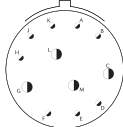
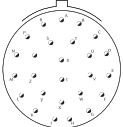
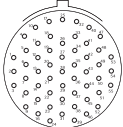
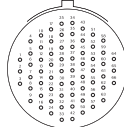
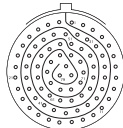
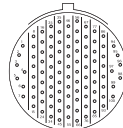
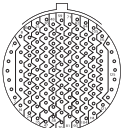
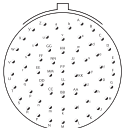
Double flange receptacle available, please consult us.
 Receptacle with integrated clinch nuts or helicoils available, please consult us.
 Contacts without shoulder available, please consult us.

Dimensions

See «8LT Series / MIL-DTL-38999 Series I», «8ST Series / VG96912 & JN1003» and «8D Series / MIL-DTL-38999 Series III» catalogs.

Contact layouts

For C or L contact type. For other contact type or layouts, please consult us.

<p>08 or 09 / A</p> <div style="display: flex; justify-content: space-around;"> <div style="text-align: center;"> <p>35</p>  <p>6#22D Service M</p> </div> <div style="text-align: center;"> <p>98</p>  <p>3#20 Service I</p> </div> </div>	<p>10 or 11 / B</p> <div style="display: flex; justify-content: space-around;"> <div style="text-align: center;"> <p>05</p>  <p>5#20 Service I</p> </div> <div style="text-align: center;"> <p>35</p>  <p>13#22D Service M</p> </div> </div>	<p>12 or 13 / C</p> <div style="display: flex; justify-content: space-around;"> <div style="text-align: center;"> <p>35</p>  <p>22#22D Service M</p> </div> <div style="text-align: center;"> <p>98</p>  <p>10#20 Service I</p> </div> </div>	
<p>14 or 15 / D</p> <div style="display: flex; justify-content: space-around;"> <div style="text-align: center;"> <p>18</p>  <p>18#20 Service I</p> </div> <div style="text-align: center;"> <p>35</p>  <p>37#22D Service M</p> </div> <div style="text-align: center;"> <p>97</p>  <p>4#16 8#20 Service I</p> </div> </div>	<p>16 or 17 / E</p> <div style="display: flex; justify-content: space-around;"> <div style="text-align: center;"> <p>26</p>  <p>26#20 Service I</p> </div> <div style="text-align: center;"> <p>35</p>  <p>55#22D Service M</p> </div> </div>	<p>18 or 19 / F</p> <div style="text-align: center;"> <p>35</p>  <p>66#22D Service M</p> </div>	
<p>20 or 21 / G</p> <div style="text-align: center;"> <p>35</p>  <p>79#22D Service M</p> </div>	<p>22 or 23 / H</p> <div style="text-align: center;"> <p>35</p>  <p>100#22D Service M</p> </div>	<p>24 or 25 / J</p> <div style="display: flex; justify-content: space-around;"> <div style="text-align: center;"> <p>35</p>  <p>128#22D Service M</p> </div> <div style="text-align: center;"> <p>61</p>  <p>61#20 Service I</p> </div> </div>	<div style="display: flex; flex-direction: column; align-items: center;"> <div style="display: flex; align-items: center; margin-bottom: 5px;"> <div style="width: 15px; height: 15px; border: 1px solid black; border-radius: 50%; margin-right: 5px;"></div> <p>Contact #22D</p> </div> <div style="display: flex; align-items: center; margin-bottom: 5px;"> <div style="width: 15px; height: 15px; border: 1px solid black; border-radius: 50%; background: radial-gradient(circle, black 50%, white 50%); margin-right: 5px;"></div> <p>Contact #20</p> </div> <div style="display: flex; align-items: center;"> <div style="width: 15px; height: 15px; border: 1px solid black; border-radius: 50%; background: radial-gradient(circle, white 50%, black 50%); margin-right: 5px;"></div> <p>Contact #16</p> </div> </div>

For further information contact us at technical.emear@souriau.com (Europe - Asia - Africa)
technical.americas@souriau.com (North America)
 or visit our web site www.souriau.com

X-ON Electronics

Largest Supplier of Electrical and Electronic Components

Click to view similar products for [Circular MIL Spec Connector](#) category:

Click to view products by [Sunbank](#) manufacturer:

Other Similar products are found below :

[89075GULPR](#) [0025-262-542](#) [58-584653-12P](#) [0134-202-1200](#) [0134-207-1206](#) [0134-207-1800](#) [0134-207-2207](#) [0134-213-0806](#) [0134-213-1007](#)
[0134-213-1009](#) [0134-213-1200](#) [0134-213-1208](#) [0134-213-1800](#) [0134-213-2209](#) [0025-258-000](#) [015-9516-002](#) [5M30-61](#) [60-042217-10P](#) [60-](#)
[042722-19P](#) [0114-201-1278](#) [024251-0015](#) [602GB06EG1832SN](#) [602GB06EG24-61SN](#) [0134-201-1207](#) [0134-201-1806](#) [0134-201-2006](#) [0134-](#)
[201-2007](#) [0134-201-2010](#) [0134-202-1400](#) [0134-207-0809](#) [0134-207-1208](#) [0134-207-2009](#) [0134-213-0800](#) [0134-213-1006](#) [0134-213-1008](#)
[6104-209-1702](#) [61-168211-04P](#) [6131-202-19149P](#) [6131-204-21149P](#) [6131-207-13149P](#) [6131-208-13149P](#) [6131-209-17149P](#) [6131-210-](#)
[11149P](#) [6131-211-19149P](#) [6131-216-19149P](#) [6131-220-25149P](#) [6131-259-11149P](#) [6131-259-21149P](#) [6131-259-23149P](#) [6131-263-19149P](#)