

8STA Series High Density



SOURIAU Offer New High Density Layouts

SOURIAU brings to market a lightweight, robust and reliable 8STA High Density solution from the smallest to the largest size with #26 contact.

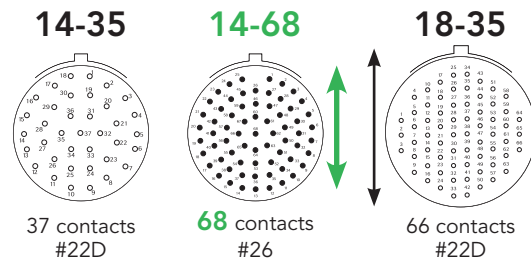


A reliable & robust solution ■ Well proven design as standard 8STA: derived from MIL-DTL-38999 & JN1003.

7 shell sizes available ■ Provides flexibility according to your application. From shell size 02 to 14.

Lightweight & flexible ■ Designed for 24 to 30 AWG wire, smaller diameter tubing and boots. PC tail pin and socket contacts for box design.

Significant space saving ■ High Density layout 14-68 example: Twice the number of contacts - a size smaller shell can be used for the same application.



Description

- Derived from MIL-DTL-38999 & JN1003 standard
- Rugged aluminium body to ensure long service life in the harshest environment
- 100% scoop proof
- Available in 6 shell sizes: 02-05; 04-06; 06-09; 08-12; 10-26; 12-43; 14-68
- Contacts #26 for AWG 24 to 30



Technical features

Mechanical

- **Shell:** Aluminium alloy
- **Shell plating:**
Conductive black zinc
Nickel (F)
- **Insulator:** Thermoplastic
- **Grommet & seal:** Liquid silicone rubber
- **Contact:** Copper alloy
- **Contact plating:** Gold
- **Endurance:** 500 mating cycles
- **Shock:** 300g for 3ms and EIA-364-27
- **Vibration:** 147m/s², 10 to 2000Hz

Electrical

- **Contact resistance:** Size 26: 16mΩ
- **Insulation resistance:**
≥5000MΩ (at 500Vdc)
- **Contact rating:** Size 26: 3 Amp
- **Shell continuity:** ≤10mΩ

Environmental

- **Operating temperature:**
-55°C to +175°C
- **Sealing mated connectors:**
IP67 (1 metre for 30 min minimum)
- **Salt spray:** 48 hours

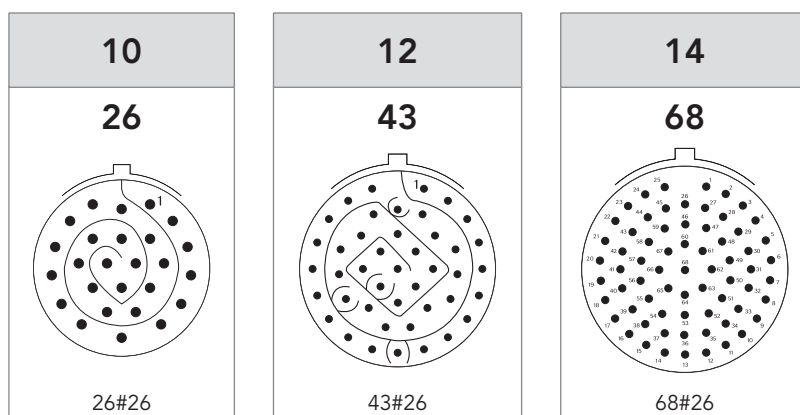
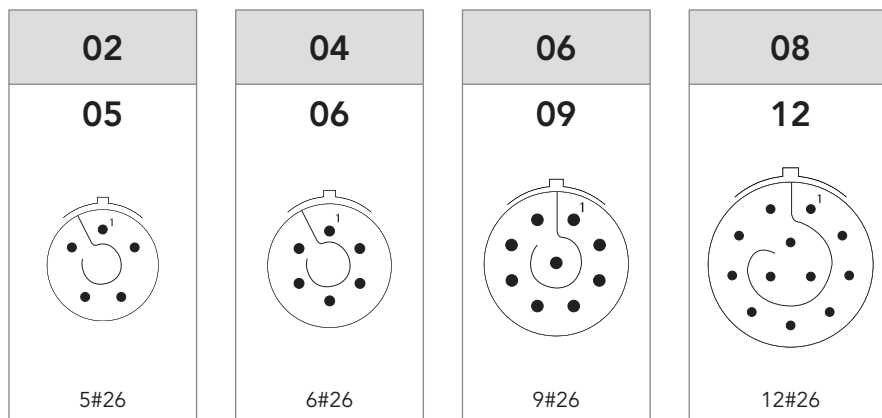
Dimensions, Orientations, Contacts, Tooling and Accessories

Please see "8STA/8TA Series" Catalog.

Ordering information

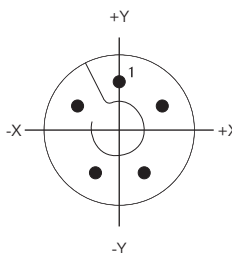
Basic series	8STA	6	12	43	P	N
Shell type: 0: Oval flange receptacle 1: In line receptacle 2: Oval Flange receptacle with PCB contacts 6: Plug 7: Jam nut receptacle						
Shell size: 02, 04, 06, 08, 10, 12, 14						
Contact layout: See below						
Type of contact: P: Pin S: Socket						
Orientation: N: Red, A: Yellow, B: Blue, C: Orange, D: Green, E: Grey (shell size 02 only), U: Universal						
Specification: None : Standard crimp version 499: Integrated clinch nut on the flange: . M2 insert (shell type 0 & 2 only for shell sizes 04 & 06) . M3 insert (shell type 0 & 2 only for shell sizes 08, 10 & 12) 523: Light weight in line receptacle - for shell sizes 08 to 12 (shell type 1 only) 528: Integrated clinch nut on the flange: M2.5 insert (shell type 0 & 2 only for shell sizes 04 & 06) 566: Rackable plug - for shell sizes 10 & 12 (shell type 6 only)						

Contact layouts (viewed from front face of male insulator)



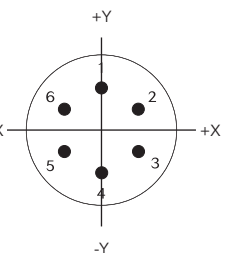
PCB drilling information - Viewed from front face of male insulator.

02-05



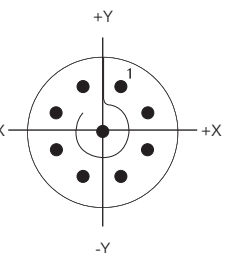
Ctc	X	Y
1	0.00	1.45
2	1.38	0.45
3	0.85	-1.18
4	-0.85	-1.18
5	-1.38	0.45

04-06



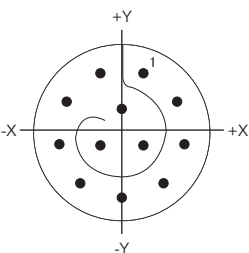
Ctc	X	Y
1	0.00	1.70
2	1.47	0.85
3	1.47	-0.85
4	0.00	-1.70
5	-1.47	-0.85
6	-1.47	0.85

06-09



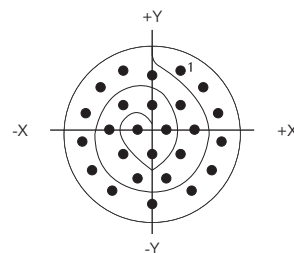
Ctc	X	Y
1	-0.85	2.05
2	-2.05	0.85
3	-2.05	-0.85
4	-0.85	-2.05
5	0.85	-2.05
6	2.05	-0.85
7	2.05	0.85
8	0.85	2.05
9	0.00	0.00

08-12



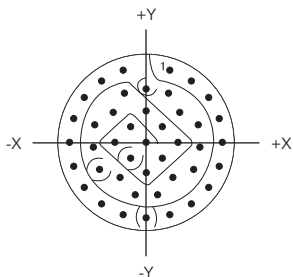
Ctc	X	Y
1	0.92	2.54
2	2.34	1.35
3	2.66	-0.47
4	1.74	-2.07
5	0.00	-2.7
6	-1.74	-2.07
7	-2.66	-0.47
8	-2.34	1.35
9	-0.92	2.54
10	0.00	1.03
11	0.89	-0.51
12	-0.89	-0.51

10-26



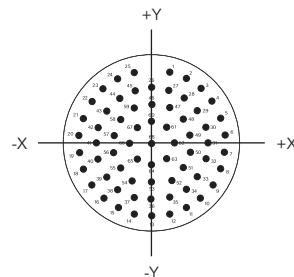
Ctc	X	Y
1	1.69	3.79
2	3.09	2.77
3	3.95	1.28
4	4.13	-0.44
5	3.58	-2.10
6	2.40	-3.37
7	0.00	-4.13
8	-2.40	-3.37
9	-3.58	-2.10
10	-4.13	-0.44
11	-3.95	1.28
12	-3.09	2.77
13	-1.69	3.79
14	0.00	3.50
15	1.70	1.76
16	2.55	0.29
17	1.70	-1.18
18	0.85	-2.65
19	-0.85	-2.65
20	-1.70	-1.18
21	-2.55	0.29
22	-1.70	1.76
23	0.00	1.76
24	0.85	0.29
25	0.00	-1.18
26	-0.85	0.29

12-43



Ctc	X	Y
1	+1.80	+5.54
2	+3.42	+4.71
3	+4.71	+3.42
4	+5.54	+1.80
5	+5.82	0.00
6	+5.54	-1.80
7	+4.71	-3.42
8	+3.42	-4.71
9	+1.80	-5.54
10	0.00	-5.82
11	-1.80	-5.54
12	-3.42	-4.71
13	-4.71	-3.42
14	-5.54	-1.80
15	-5.82	0.00
16	-5.54	+1.80
17	-4.71	+3.42
18	-3.42	+4.71
19	-1.80	+5.54
20	0.00	+4.12
21	+1.68	+3.76
22	+2.54	+2.28
23	+3.92	+1.27
24	+4.10	-0.43
25	+3.57	-2.06
26	+1.99	-2.74
27	+0.86	-4.03
28	-0.86	-4.03
29	-1.99	-2.74
30	-3.57	-2.06
31	-4.10	-0.43
32	-3.92	+1.27
33	-2.54	+2.28
34	-1.68	+3.76
35	0.00	+2.42
36	+1.21	+1.21
37	+2.42	0.00
38	+1.21	-1.21
39	0.00	-2.42
40	-1.21	-1.21
41	-2.42	0.00
42	-1.21	+1.21
43	0.00	0.00

14-68



Ctc	X	Y
1	1.77	7.20
2	3.44	6.56
3	4.91	5.55
4	6.10	4.21
5	6.99	2.55
6	7.36	0.89
7	7.36	-0.89
8	6.99	-2.55
9	6.10	-4.21
10	4.91	-5.55
11	3.44	-6.56
12	1.77	-7.20
13	0.00	-7.41
14	-1.77	-7.20
15	-3.44	-6.56
16	-4.91	-5.55
17	-6.10	-4.21
18	-6.99	-2.55
19	-7.36	-0.89
20	-7.36	0.89
21	-6.99	2.55
22	-6.10	4.21
23	-4.91	5.55
24	-3.44	6.56
25	-1.77	7.20
26	0.00	5.68
27	1.75	5.40
28	3.34	4.59
29	4.56	3.32
30	5.46	1.68
31	5.68	0.00
32	-5.46	-1.68
33	-4.56	-3.32
34	3.45	-4.65
35	1.75	-5.48
36	0.00	-5.68
37	-1.75	-5.48
38	-3.45	-4.65
39	-4.56	-3.32
40	-5.46	-1.68
41	-5.68	0.00
42	-5.46	1.68
43	-4.56	3.32
44	-3.34	4.59
45	-1.75	5.40
46	0.00	3.95
47	1.71	3.56
48	3.09	2.46
49	3.85	0.88
50	3.85	-0.88
51	3.09	-2.46
52	1.97	-3.75
53	0.00	-3.95
54	-1.97	-3.75
55	-3.09	-2.46
56	-3.85	-0.88
57	-3.85	0.88
58	-3.09	2.46
59	-1.71	3.56
60	0.00	2.22
61	1.57	1.57
62	2.22	0.00
63	1.57	-1.57
64	0.00	-2.22
65	-1.57	-1.57
66	-2.22	0.00
67	-1.57	1.57
68	0.00	0.00

For further information contact us at technical.emear@souriau.com (Europe - Asia - Africa)
technical.americas@souriau.com (North America)
 or visit our web site www.souriau.com

X-ON Electronics

Largest Supplier of Electrical and Electronic Components

Click to view similar products for [Circular MIL Spec Connector](#) category:

Click to view products by [Sunbank](#) manufacturer:

Other Similar products are found below :

[0025-262-542](#) [0025-264-3014](#) [58-570121-04S](#) [0134-202-1200](#) [0134-207-1206](#) [0134-207-1800](#) [0134-207-2207](#) [0134-213-0806](#) [0134-213-1007](#) [0134-213-1009](#) [0134-213-1208](#) [0134-213-1800](#) [0134-213-2209](#) [0025-258-000](#) [015-9516-002](#) [60-042217-10P](#) [60-042722-19P](#) [0114-201-1278](#) [602GB06EG24-61SN](#) [0134-201-1207](#) [0134-201-1806](#) [0134-201-2006](#) [0134-201-2007](#) [0134-201-2010](#) [0134-202-1400](#) [0134-207-0809](#) [0134-207-1208](#) [0134-207-2009](#) [0134-213-1006](#) [6104-207-2302](#) [6104-208-1902](#) [6131-202-19149P](#) [6131-204-21149P](#) [6131-207-13149P](#) [6131-208-13149P](#) [6131-209-17149P](#) [6131-210-11149P](#) [6131-211-19149P](#) [6131-216-19149P](#) [6131-220-25149P](#) [6131-259-11149P](#) [6131-259-21149P](#) [6131-259-23149P](#) [6131-263-19149P](#) [6131-265-17149P](#) [6131-265-19149P](#) [6134-203-21149](#) [CS3102A-20-15P](#) [CS3102A-20-15S](#) [CS3102A-28-15S](#)