

THIS DRAWING IS A CONTROLLED DOCUMENT FOR SOURIAU USA, INC. IT IS SUBJECT TO CHANGE WITHOUT NOTIFICATION. CONTACT THE DOCUMENT CONTROL CENTER FOR THE LATEST REVISION.

DWG. NO.

JBXHHOC

MASS (g)	VOLUME (mm ³)
6.3	953

ELECTRICAL:

EMI SHIELDING : SHIELDED FOR THE RANGE 55dB UP TO 100MHZ

INSULATION RESISTANCE : >500MΩ PER ANSI-EIA-364-D METHOD 21

MAX. CURRENT RATING : SEE INSULATOR DRAWING

CONNECTOR TESTING VOLTAGE : SEE INSULATOR DRAWING

CONNECTOR WORKING VOLTAGE : SEE INSULATOR DRAWING

ENVIRONMENTAL:

ENDURANCE: 1000 CYCLES AS PER MIL-STD 1344A, METHOD 2016.1

SHOCK: 50 g . DURATION 6 ms; AS PER MIL-STD 1344A, METHOD 2004.1

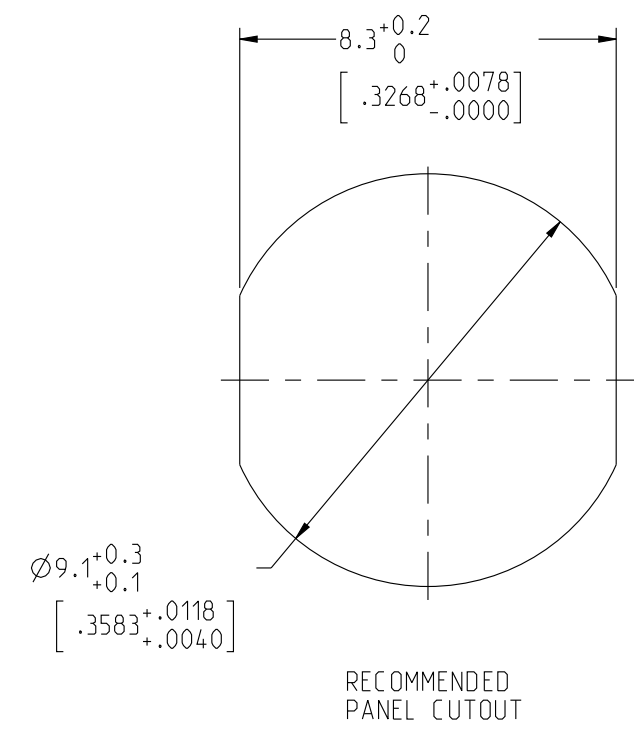
VIBRATIONS: 10 TO 2000Hz g = 15g, AS PER MIL-STD 1344A, METHOD 2005.1

PROTECTION INDEX: IP 67 AS PER CEI 529

ROHS COMPLIANT

SALT MIST : 48Hr PER SAE AS 1344 METHOD 1001.1 CEI 529

OPERATING TEMPERATURE: -40°C TO +80°C (-40°F TO +176°F)



NOTES:

1 RED BAND

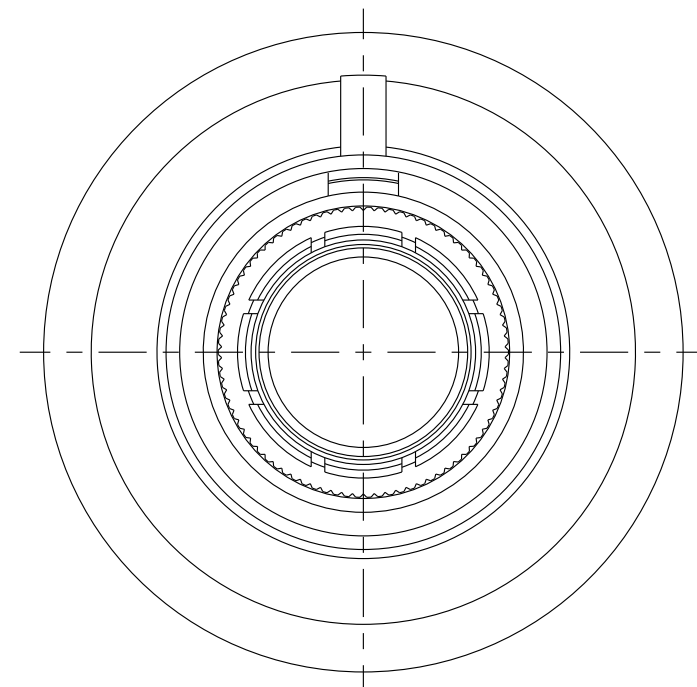
MATERIAL:

OUTER SHELL : } BRASS
SHIELD RING & NUT: }

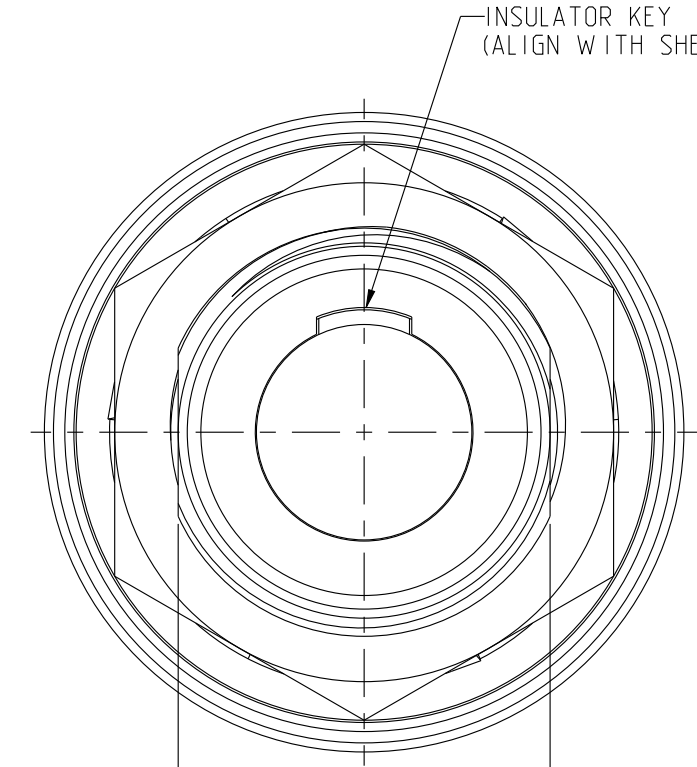
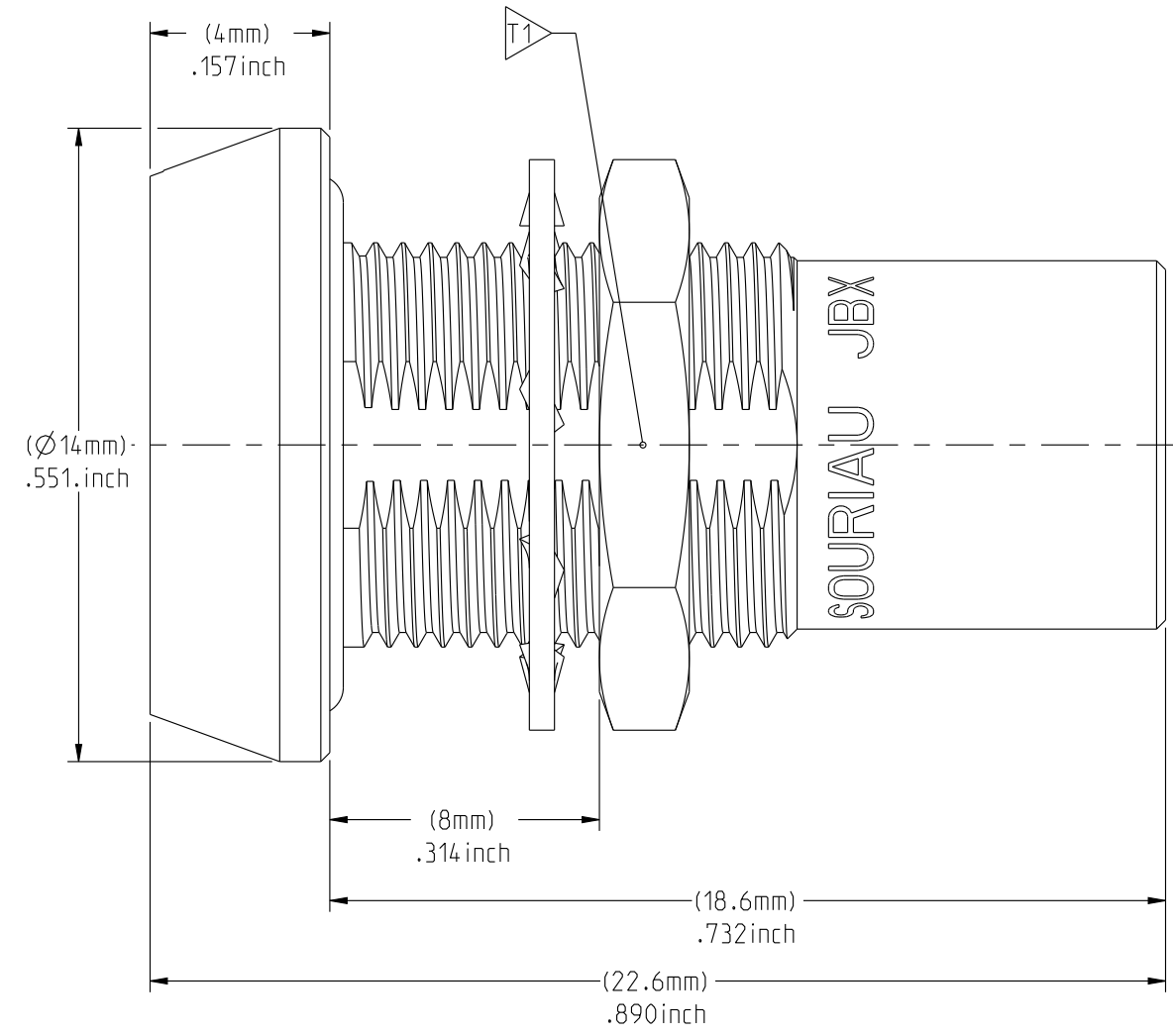
FINISH:

OUTER SHELL: CHROME
OTHER BRASS PARTS : NICKEL

T TOOLS



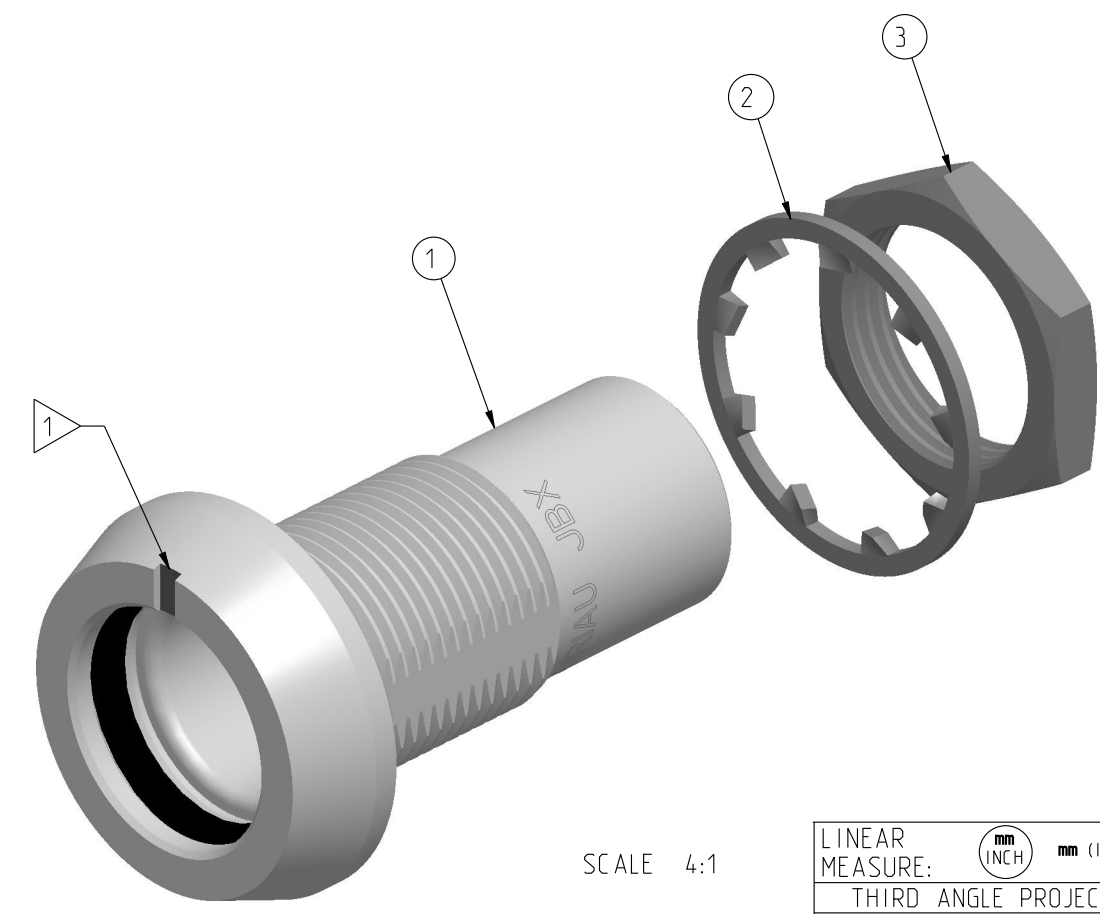
MATING SIDE VIEW



WIRE SIDE VIEW

PART LIST	
ITEM NO.	DESCRIPTION
1	SHELL
2	LOCK WASHER
3	HEX NUT

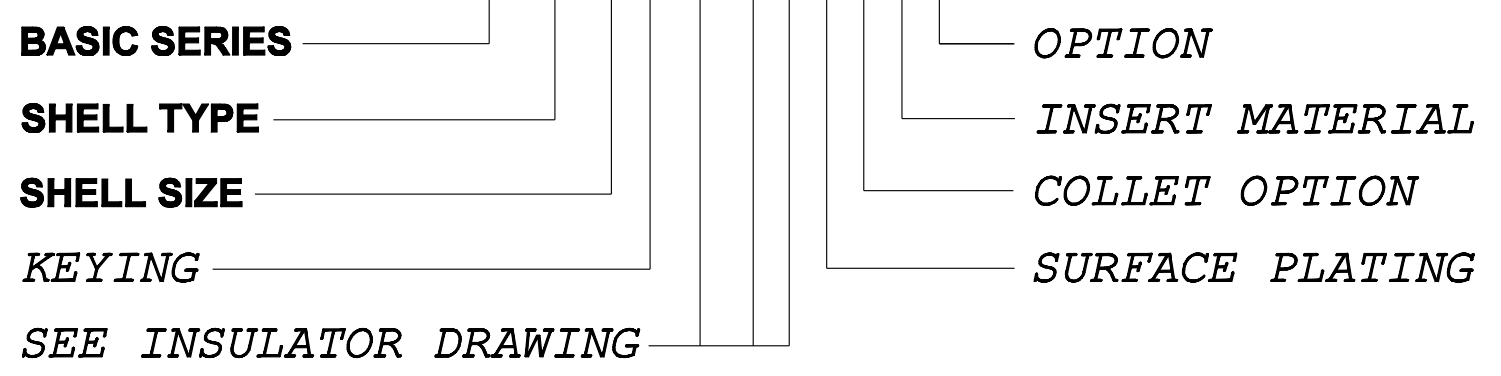
T	TOOLS (JAW DIMENSION)	ADVISED TORQUE IN Nm
T	11	0.7



SCALE 4:1

CATALOG NUMBER DESCRIPTION

JBX HH 0 XXXXXDXR



LINEAR MEASURE: $\frac{mm}{INCH}$ mm (INCH)	
THIRD ANGLE PROJECTION	
TOLERANCES UNLESS OTHERWISE SPECIFIED	
No. OF PLACES	mm [INCH]
WHOLE No.	±0.5 [±.02]
ONE PLACE	±0.2 [±.008]
TWO PLACES	±0.1 [±.004]
ANGLES ±1°	

DRAWING TITLE			
JBX, SIZE O, SEALED FRONT PANEL MOUNTING RECEPTACLE			
CAT NO. JBXHHO			
CAGE NO: 09922	SIZE: C	DRAWN: SKV 01-21-15	EV 06-10-15
CUSTOMER		CHKD: EV 01-21-15	BY DATE
INTERPRET THIS DRAWING IN ACCORDANCE WITH ASME Y14.5M - 1994.		DSGN: EV 01-21-15	CHKD DATE
		MFG: DH 01-21-15	QC: BB 01-21-15
www.souriau.com		DRAWING SCALE: 6:1	
		DRAWING NO. REV	
		JBXHHOC A	
		1 OF 1	

THE INFORMATION CONTAINED IN THIS DRAWING IS CONFIDENTIAL AND MAY NOT BE DISCLOSED WITHOUT WRITTEN CONSENT FROM SOURIAU USA, INC.

THIS DRAWING IS A CONTROLLED DOCUMENT FOR SOURIAU USA, INC. IT IS SUBJECT TO CHANGE WITHOUT NOTICE. CONTACT THE DOCUMENT CONTROL CENTER FOR THE LATEST REVISION.

THE INFORMATION CONTAINED IN THIS DRAWING IS CONFIDENTIAL AND MAY NOT BE DISCLOSED WITHOUT WRITTEN CONSENT FROM SOURIAU USA, INC.

2

1

DWG. NO. JBXOINSFCC	FEMALE INSULATOR, CRIMP CONTACT				<p>CONTACT TYPE : F (FEMALE)</p> <p>CONTACT TERMINATION : C (CRIMP)</p> <p>MATERIAL :</p> <p>CONTACT: CUPRO-NICKEL</p> <p>CLIP: COPPER ALLOY</p> <p>INSULATOR: PEEK</p> <p>FINISH: GOLD</p> <p>CONTACTS : GOLD</p>	B
CONTACT LAYOUT	02	03	04	05		
FRONT SIDE VIEW						A
REAR SIDE VIEW						
CONTACT						
ISO VIEW						
CONTACT	ØC	0.9	0.9	0.7	0.7	
	ØF	1.1	1.1	0.85	0.85	
	MAX. AWG	20	20	22	22	
	MAX. CURRENT RATING (A)	10	10	7	7	
	CONTACT RESISTANCE (mΩ)	3.5	3.5	5	5	
INSULATOR	NUMBER OF CAVITY	2	3	4	5	
	MAX. CURRENT RATING	10	8	7	6.5	
	TEST VOLTAGE (Vrms)	1400	1300	1350	800	
	WORKING VOLTAGE (Vdc/Vrms)	660/460	600/420	660/460	400/260	

CATALOG NUMBER DESCRIPTION

JBXXX 0 X YY F C XXXX

BASIC SERIES		OPTION	
SHELL TYPE		INSERT MATERIAL	
SHELL SIZE		COLLET OPTION	
KEYING		SURFACE PLATING	
CONTACT LAYOUT		CONTACT TERMINATION	
		CONTACT TYPE	

REV	DESCRIPTION	BY	DATE	CHKD	DATE
B	REVISED PER ECN 12286	RSK	06-10-15	EV	06-10-15
A	RELEASED PER ECN 12264	TJS	03-10-15	EV	03-10-15

DRAWING TITLE
JBX, SIZE 0, FEMALE INSULATOR, CRIMP CONTACT

CAT. NO. **JBXOINSFC**

CAGE NO: 09922	SIZE: B
----------------	---------

CUSTOMER

SOURIAU

WWW.SOURIAU.COM

DRAWN: TJS	02-04-15	CHKD : EV	02-04-15	DSGN : EV	02-04-15	MFG : DH	02-04-15	QC : BB	02-04-15
DRAWING SCALE: NA									
DRAWING NO. REV									
JBXOINSFCC					B				
1 OF 1									

2

1

PRO-E

X-ON Electronics

Largest Supplier of Electrical and Electronic Components

Click to view similar products for [Circular Push Pull Connectors](#) category:

Click to view products by [Sunbank](#) manufacturer:

Other Similar products are found below :

[6407-249V-11273P](#) [6408-201V-13273](#) [6408-202V-13343](#) [6408-202V-17343](#) [EZG.0B.309.CLN](#) [FFA.2S.310.ZLA](#) [FGJ.1B.304.CLLD76](#)
[FGJ.1B.306.CWLD72](#) [FGJ.3B.304.CYMD10Z](#) [FGJ.3B.304.CYMD82Z](#) [FHG.1B.303.CYCZ](#) [PCS.01.250.DLLE24](#) [PHG.0K.305.CYMC40Z](#)
[PHG.1K.308.CLLK85](#) [PKG.M0.6BL.LZ](#) [PLC.M1.0SL.LA](#) [GMA.10.290.DN](#) [GMA.3B.090.DA](#) [PRG.M0.6GL.LC52GZ](#) [PSA.1S.275.CTLC66](#)
[ABF.1S.250.NTA](#) [133020F](#) [1331ER193MZ](#) [1332M107MZ](#) [DTS26Z19-32JA-LC](#) [DTS26Z19-32SA](#) [DTS26Z19-32SA-LC](#) [EAJ.1B.306.CWA](#)
[ECG.XB.312.CLL](#) [1589430-2](#) [EEA.0B.305.CLN](#) [EEA.0B.309.CLL](#) [ELF.00.250.NTL](#) [ERA.01.250.DLL](#) [BRR.2S.200.PZVG](#) [HR10A-P](#)
[CAH.M34.SLL.C72GZ](#) [CAJ.M34.SLL.C72GZ](#) [300500](#) [ESB.00.303.NLL](#) [EXG.0B.309.HLN](#) [FFB.1S.250.CLAC27](#) [FGA.2B.306.CYCD92](#)
[FGA.2B.306.CYCD92Z](#) [FGJ.3B.308.CLLD72Z](#) [FHG.1B.303.CYCD62](#) [FLC.00.250.CTAC27](#) [FLC.00.250.CTAC31](#) [PCS.01.250.DLLE31](#)
[PKA.M1.0TL.LG](#)