


8LT SERIES



Aerospace & Military Bayonet Connectors MIL-DTL-38999 Series I



SOURIAU
Connection Technologies

8LT Series

MIL-DTL-38999 Series I



Contents

Overview

- 8LT Series - Presentation 06
- 8LT Series - Applications 06
- A universal product platform 07
- Contact layouts 08
- Contact layouts (matrix) 12

Series

- 8LT Standard Version:
 - Technical features 16
 - Ordering information 17
 - Dimensions 19
- Backshells:
 - Ordering information 24
 - Dimensions 24
 - Thread information 27
 - Recommended installation torque 27
 - Band-it 27
- 8LT Rack & Panel:
 - Technical features 28
 - Ordering information 29
 - Dimensions 30
 - Panel cut-out 31
- 8LT Resin sealed:
 - Technical features 32
 - Ordering information 33

Contacts & Tooling

- Crimp contacts 36
- Straight PC tail contacts 38
- Coaxial contacts #12 39
- Solder cup 39
- Crimp contacts: 1500 mating 39
- Wire wrap contacts 39
- Quadrax #8 contacts 39
- Thermocouple contacts 40
- Dummy contacts 40
- Filler plugs 40
- Wiring instructions 41
- Crimping tools 42
- Insertion & extraction tools 43

Common Section

- Protective caps 46
- Reducers 47
- Boots 48
- Orientations 48
- Panel gasket 49
- Dummy receptacles 49
- Cross reference list 50
- Coordinates information 52

Range Extension

- micro38999 62
- RoHS solution 62
- High density 63
- PCB contact without shoulder 63

8
LET
S
Series.
e



8LT Series

Overview

| | |
|--|----|
| ■ 8LT Series - Presentation | 06 |
| ■ 8LT Series - Applications | 06 |
| ■ A universal product platform: MIL-DTL-38999 | 07 |
| ■ A universal product platform: VG96912 & JN1003 | 07 |
| ■ Contact layouts | 08 |
| ■ Contact layouts (matrix) | 12 |

8LT Series

MIL-DTL-38999 Series I

8LT Series - Presentation

High contact density connectors with high reliability

38999 Series I: 8LT Series

This 8LT product family is qualified in accordance to the MIL-DTL-38999 Series I.

Originally designed to meet the high performance needs of the aerospace industries & military applications, it is also now used in varied applications needing extremely reliable interconnections with high density contact arrangements in a miniature circular shell.



- ▶ Weight and Space Saving
- ▶ Quick Mating - 3 point bayonet lock system
- ▶ Mismatching, error proof positioning - keyway polarization (5 positions)
- ▶ High choice of Insert arrangements (customization possible, please consult us)
- ▶ Range extension available on demand (Rack Panel, Potted, Hermetics, Low Profile, Filters, etc..), please consult us
- ▶ Versatility thanks to our inserts as for the series III (except for 8LT type 2) with full range of crimp contacts interchangeable
- ▶ Gold plated crimp or PC tail contacts are rear removable and retained in the insulator by a metal clip.
- ▶ RoHS version available (cadmium free)

8LT Series - Applications



- Civil and Military Aerospace
- Marine Equipments
- Communications Equipements
- Medical Instrumentation
- Ballistic Missiles & Weapon Systems
- Armored Carriers & Tanks
- Test Equipments

8LT Series

MIL-DTL-38999 Series I

A universal product platform: MIL-DTL-38999



38999 Series II: 8T Series

- ▶ Short version of MIL-DTL-38999 Series I
- ▶ Low profile = lightweight
- ▶ High density MIL-spec circular (1980's)
- ▶ Non-scoop proof, bayonet coupling
- ▶ Method of mounting: screws or jam nut
- ▶ Shell: Aluminum alloy
- ▶ Plating: cadmium, nickel, hard anodized
- ▶ QPL approved
- ▶ Numerous layouts



38999 Series III: 8D Series

- ▶ High density MIL-spec circular (1980's)
- ▶ Scoop proof, fast screw coupling
- ▶ Composite light-weight version available
- ▶ QPL approved
- ▶ Titanium version, light-weight, mechanical and environmental performances
- ▶ Quadrax and Elio version
- ▶ Specific versions (clinch nuts, double flange, high power, hermetic, ...)

A universal product platform: VG96912 & JN1003



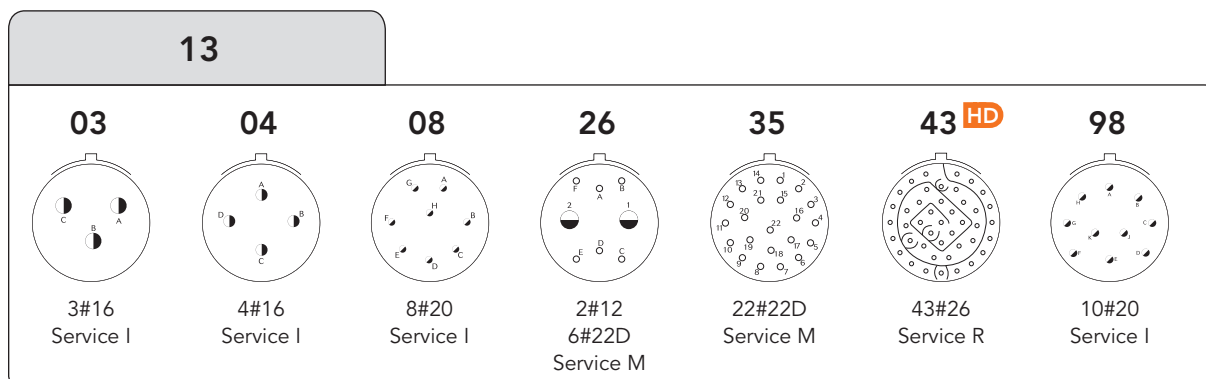
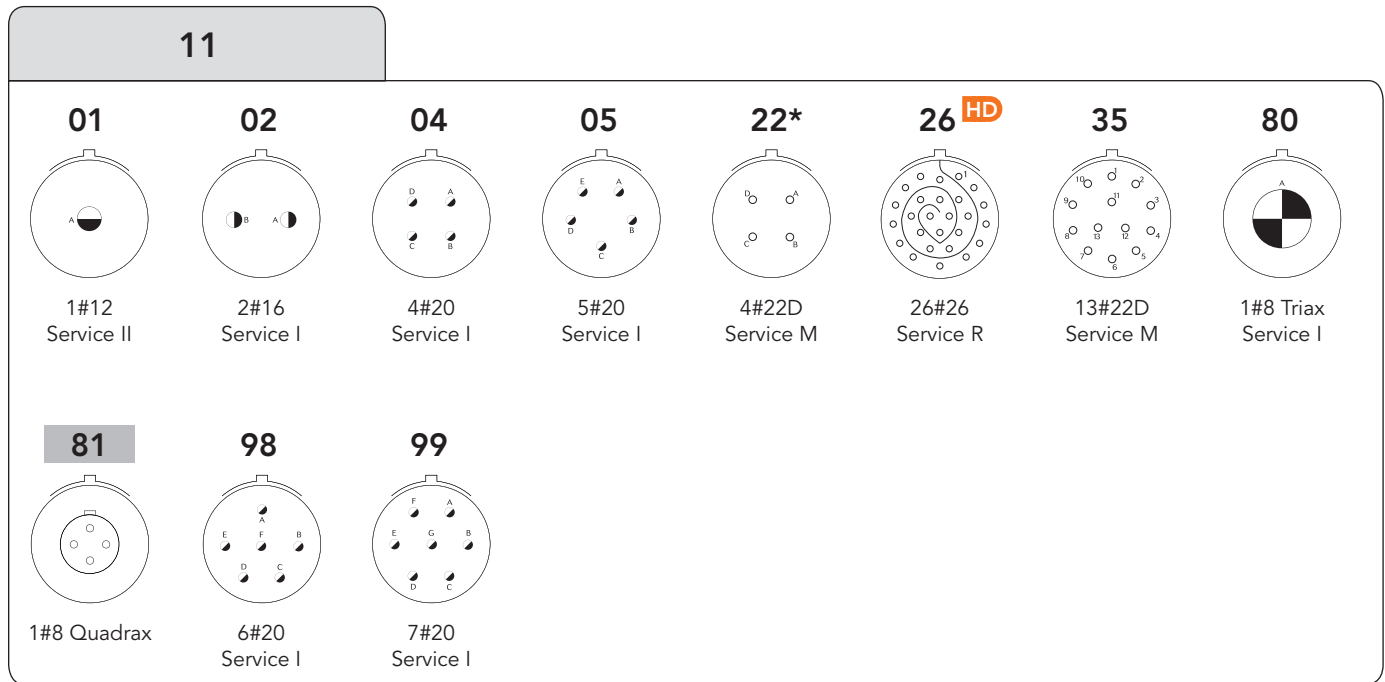
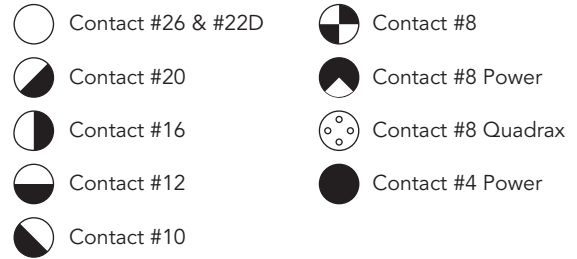
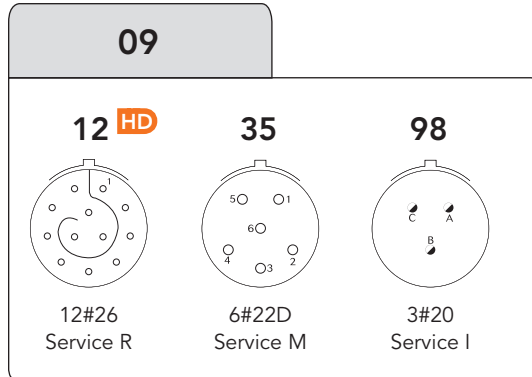
8ST Series

- ▶ High density - same layouts as 38999 Series I
- ▶ Lightweight version of Series I
- ▶ Scoop proof, bayonet coupling
- ▶ Method of mounting: screws or jam nut
- ▶ Shell: Aluminum alloy
- ▶ Plating: olive green cadmium or nickel
- ▶ VG 96912 German specification
- ▶ JN 1003 Typhoon specification

8LT Series

MIL-DTL-38999 Series I

Contact layouts

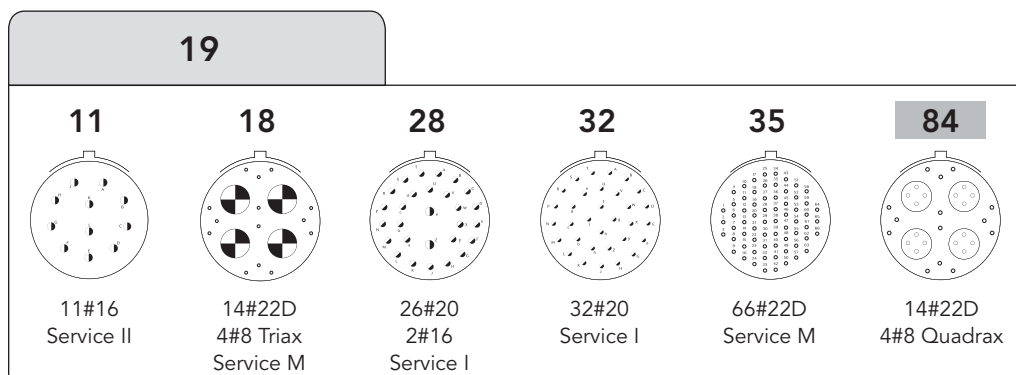
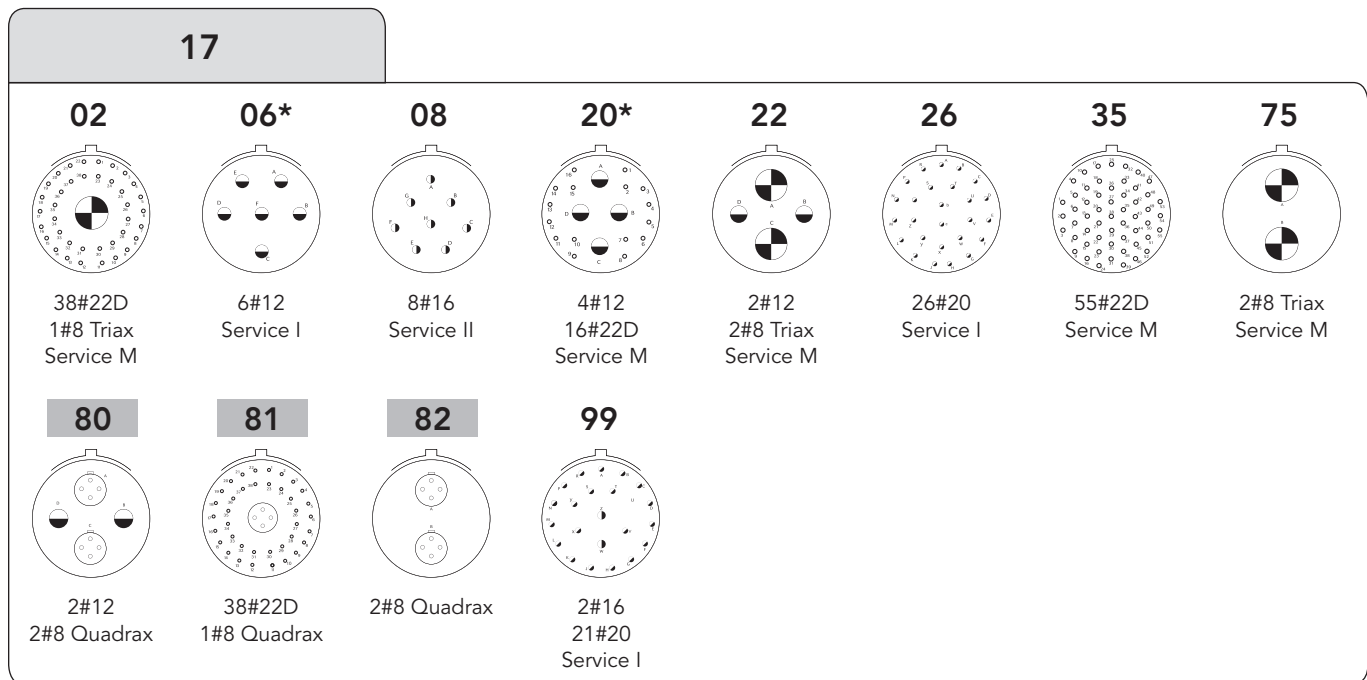
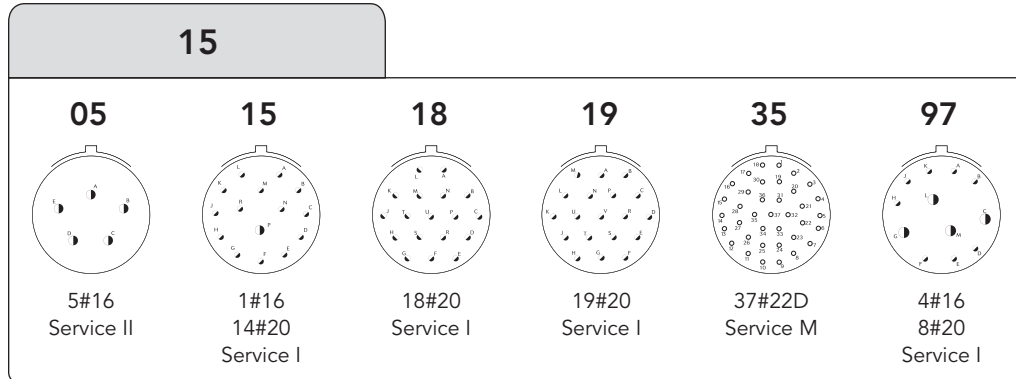


Ethernet Quadrax **HD** High Density layout * Available on specific request. Please consult us.

8LT Series

MIL-DTL-38999 Series I

Contact layouts

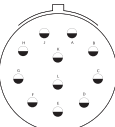
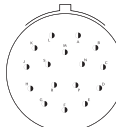
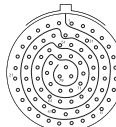
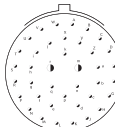

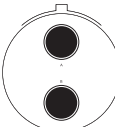
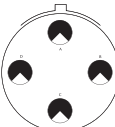
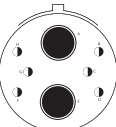
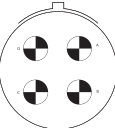
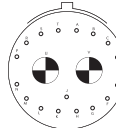
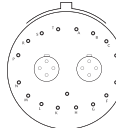
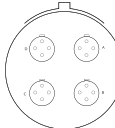


8LT Series

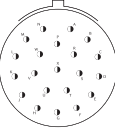
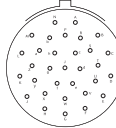
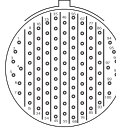


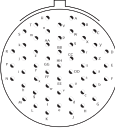
MIL-DTL-38999 Series I

Contact layouts

21

| | | | | | | | |
|--|--|--|--|--|---|--|--|
| 11  11#12 Service I | 16  16#16 Service II | 35  79#22D Service M | 39  2#16 37#20 Service I | 41  41#20 Service I | 42  2#4 Power Service I | 48  4#8 Power Service I | 72  2#4 Power 6#16 Service I |
| 75  4#8 Triax Service M | 77  17#22D 2#8 Triax Service M | 78  17#22D 2#8 Quadrx | 84  4#8 Quadrx | | | | |

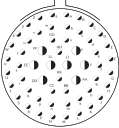
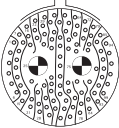
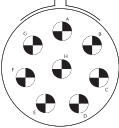
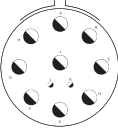
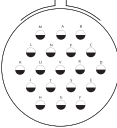


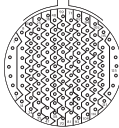
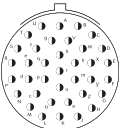
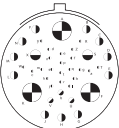
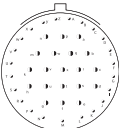
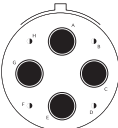

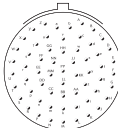
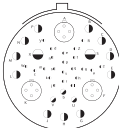
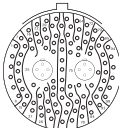

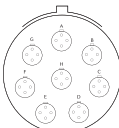

23

| | | | | | |
|---|--|--|--|---|---|
| 21  21#16 Service II | 32  32#20 Service I | 35  100#22D Service M | 53  53#20 Service I | 54  4#12, 9#16 40#22D Service M | 55  55#20 Service I |
|---|--|--|--|---|---|

8LT Series

MIL-DTL-38999 Series I

Contact layouts

| 25 | | | | | | | |
|--|--|--|--|--|--|---|--|
| <p>04</p>  <p>8#16 48#20 Service I</p> | <p>07</p>  <p>2#8 Triax 97#22D Service M</p> | <p>08*</p>  <p>8#8 Triax Service M</p> | <p>11*</p>  <p>2#20 9#10 Service N</p> | <p>19</p>  <p>19#12 Service I</p> | <p>24</p>  <p>12#16 12#12 Service I</p> | <p>29</p>  <p>29#16 Service I</p> | <p>35</p>  <p>128#22D Service M</p> |
| <p>37</p>  <p>37#16 Service I</p> | <p>41</p>  <p>22#22D, 3#20 11#16, 2#12 3#8 Triax Service M</p> | <p>43</p>  <p>23#20 20#16 Service I</p> | <p>44</p>  <p>4#4 Power 4#16 Service I</p> | <p>46</p>  <p>40#20, 4#16 2#8 Coax Service I</p> | <p>61</p>  <p>61#20 Service I</p> | <p>81</p>  <p>22#22D 3#20, 11#16 2#12 3#8 Quadrax</p> | <p>82</p>  <p>97#22D 2#8 Quadrax</p> |
| <p>86</p>  <p>40#20 4#16 2#8 Quadrax</p> | <p>88</p>  <p>8#8 Quadrax</p> | <p>90</p>  <p>40#20, 4#16 2#8 Twinax Service I</p> | | | | | |

8LT Series

MIL-DTL-38999 Series I

Contact layouts (matrix)

| Shell Size | Layout | Service | 8LT | 8LT2 | MIL-DTL-38999 (QPL) | | HE 308 | | Nber of Contacts | #26 | #22D | #20 | #16 | #12 | #10 | # 8 | #4 Power |
|------------|--------|---------|-----|------|---------------------|---------|----------|------|------------------|-----|------|-----|-----|-----|-----|---------|----------|
| | | | | | MS (1) | MS27505 | Not Rack | Rack | | | | | | | | | |
| 09 | 09-12 | R | OK | | | | | | 12 | 12 | | | | | | | |
| | 09-35 | M | OK | OK | Q | Q | O | X | 6 | | 6 | | | | | | |
| | 09-98 | I | OK | OK | Q | | O | X | 3 | | | 3 | | | | | |
| 11 | 11-01 | II | OK | | | | | | • | 1 | | | | 1 | | | |
| | 11-02 | I | OK | | Q | | | | • | 2 | | | 2 | | | | |
| | 11-04 | I | OK | | Q | | | | • | 4 | | 4 | | | | | |
| | 11-05 | I | OK | | Q | | | | • | 5 | | 5 | | | | | |
| | 11-22 | M | OK | | | | | | | 4 | 4 | | | | | | |
| | 11-26 | R | OK | | | | | | | 26 | 26 | | | | | | |
| | 11-35 | M | OK | OK | Q | Q | O | X | • | 13 | | 13 | | | | | |
| | 11-80 | I | OK | | | | | | | 1 | | | | | | | 1 Triax |
| | 11-81 | - | OK | | | | | | | 1 | | | | | | | 1 Qdx |
| | 11-98 | I | OK | OK | Q | Q | O | X | • | 6 | | 6 | | | | | |
| | 11-99 | I | OK | OK | Q | | | | • | 7 | | 7 | | | | | |
| 13 | 13-03 | I | OK | OK | | | | | | 3 | | | 3 | | | | |
| | 13-04 | I | OK | | Q | | O | | • | 4 | | | 4 | | | | |
| | 13-08 | I | OK | | Q | | | | • | 8 | | 8 | | | | | |
| | 13-26 | M | OK | | | | | | | 8 | 6 | | | 2 | | | |
| | 13-35 | M | OK | OK | Q | Q | O | X | • | 22 | 22 | | | | | | |
| | 13-43 | R | OK | | | | | | | 43 | 43 | | | | | | |
| | 13-98 | I | OK | OK | Q | Q | O | X | • | 10 | | 10 | | | | | |
| 15 | 15-05 | II | OK | | Q | | O | X | • | 5 | | | 5 | | | | |
| | 15-15 | I | OK | | | | | | • | 15 | | 14 | 1 | | | | |
| | 15-18 | I | OK | OK | Q | Q | O | | • | 18 | | 18 | | | | | |
| | 15-19 | I | OK | OK | Q | Q | O | X | • | 19 | | 19 | | | | | |
| | 15-35 | M | OK | OK | Q | Q | O | X | • | 37 | 37 | | | | | | |
| | 15-97 | I | OK | OK | Q | Q | O | X | • | 12 | | 8 | 4 | | | | |
| 17 | 17-02 | M | OK | | | | | | | 39 | 38 | | | | | 1 Triax | |
| | 17-06 | I | OK | OK | Q | Q | O | | • | 6 | | 6 | | | | | |
| | 17-08 | II | OK | | Q | | O | X | • | 8 | | | 8 | | | | |
| | 17-20 | M | OK | | | | | | | 20 | 16 | | | 4 | | | |
| | 17-22 | M | OK | | | | | | | 4 | | | | 2 | | 2 Triax | |
| | 17-26 | I | OK | OK | Q | Q | O | X | • | 26 | | 26 | | | | | |
| | 17-35 | M | OK | OK | Q | Q | O | X | • | 55 | 55 | | | | | | |
| | 17-75 | M | OK | | | | | | • | 2 | | | | | | 2 Triax | |
| | 17-80 | - | OK | | | | | | | 4 | | | | 2 | | 2 Qdx | |
| | 17-81 | - | OK | | | | | | | 39 | 38 | | | | | 1 Qdx | |
| | 17-82 | - | OK | | | | | | | 2 | | | | | | 2 Qdx | |
| 17-99 | I | OK | OK | Q | Q | O | X | • | 23 | | 21 | 2 | | | | | |
| 19 | 19-11 | II | OK | | Q | | O | X | • | 11 | | | 11 | | | | |
| | 19-18 | M | OK | | | | | | | 18 | 14 | | | | | 4 Triax | |
| | 19-28 | I | OK | OK | Q | | | | • | 28 | | 26 | 2 | | | | |
| | 19-32 | I | OK | OK | Q | Q | O | X | • | 32 | | 32 | | | | | |
| | 19-35 | M | OK | OK | Q | Q | O | X | • | 66 | 66 | | | | | | |
| | 19-84 | - | OK | | | | | | | 18 | 14 | | | | | 4 Qdx | |

- OK SOURIAU's layout
- Q Qualified layout (QPL) MIL - DTL 38999
- (1) Available MS27466 & MS27467 & MS27468 & MS27656
- O Layout according to UTE C 93-422 norm
- X Qualified Layout HE308 for «Ministère de la Défense» DGA DTAT
- Layout according to C5935X0005 norm
- #8 Qdx: Quadrax

8LT Series

MIL-DTL-38999 Series I

Contact layouts (matrix)

| Shell Size | Layout | Service | 8LT | 8LT2 | MIL-DTL-38999 (QPL) | | HE 308 | | | Nber of Contacts | #26 | #22D | #20 | #16 | #12 | #10 | # 8 | #4 Power | |
|------------|--------|---------|-----|------|---------------------|---------|----------|------|----|------------------|-----|------|-----|-----|-----|---------|---------|----------|---|
| | | | | | MS (1) | MS27505 | Not Rack | Rack | | | | | | | | | | | |
| 21 | 21-11 | I | OK | | Q | | O | X | • | 11 | | | | | 11 | | | | |
| | 21-16 | II | OK | OK | Q | Q | O | X | • | 16 | | | 16 | | | | | | |
| | 21-35 | M | OK | OK | Q | Q | O | X | • | 79 | 79 | | | | | | | | |
| | 21-39 | I | OK | OK | Q | Q | O | | • | 39 | | 37 | 2 | | | | | | |
| | 21-41 | I | OK | OK | Q | Q | O | X | • | 41 | | 41 | | | | | | | |
| | 21-42 | I | OK | | | | | | | 2 | | | | | | | | 2 | |
| | 21-48 | I | OK | | | | | | | 4 | | | | | | | 4 Pow | | |
| | 21-72 | I | OK | | | | | | | 8 | | | 6 | | | | | 2 | |
| | 21-75 | - | OK | | | Q | | | • | 4 | | | | | | | 4 Triax | | |
| | 21-77 | M | OK | | | | | | | 19 | | 17 | | | | | 2 Triax | | |
| | 21-78 | - | OK | | | | | | | 19 | | 17 | | | | | 2 Qdx | | |
| 21-84 | - | OK | | | | | | | 4 | | | | | | | 4 Qdx | | | |
| 23 | 23-21 | II | OK | | Q | | O | | • | 21 | | | 21 | | | | | | |
| | 23-32 | I | OK | OK | Q | Q | | | | 32 | | 32 | | | | | | | |
| | 23-35 | M | OK | OK | Q | Q | O | X | • | 100 | 100 | | | | | | | | |
| | 23-53 | I | OK | | Q | | O | X | • | 53 | | 53 | | | | | | | |
| | 23-54 | M | OK | | | | | | | 53 | 40 | | 9 | 4 | | | | | |
| | 23-55 | I | OK | | | Q | | | • | 55 | | 55 | | | | | | | |
| 25 | 25-04 | I | OK | | Q | Q | | | | 56 | | 48 | 8 | | | | | | |
| | 25-07 | M | OK | | Q | | | | | 99 | 97 | | | | | | 2 Triax | | |
| | 25-08 | - | OK | | | | | | | 8 | | | | | | | 8 Triax | | |
| | 25-11 | N | OK | | | | | | | 11 | | 2 | | | 9 | | | | |
| | 25-19 | I | OK | | Q | | O | X | | 19 | | | | 19 | | | | | |
| | 25-24 | II | OK | | Q | | | | | 24 | | | 12 | 12 | | | | | |
| | 25-29 | I | OK | | Q | | O | X | | 29 | | | 29 | | | | | | |
| | 25-35 | M | OK | OK | Q | Q | O | X | | 128 | 128 | | | | | | | | |
| | 25-37 | I | OK | | | | | | | 37 | | | 37 | | | | | | |
| | 25-41 | N | OK | | | | | | | 41 | 22 | 3 | 11 | 2 | | | 3 Triax | | |
| | 25-43 | I | OK | | | Q | | | | 43 | | 23 | 20 | | | | | | |
| | 25-44 | I | OK | | | | | | | 8 | | | 4 | | | | | | 4 |
| | 25-46 | I | OK | | | Q | | | | 46 | | 40 | 4 | | | | 2 Coax | | |
| | 25-61 | I | OK | | | Q | | O | X | 61 | | 61 | | | | | | | |
| | 25-81 | N | OK | | | | | | | 41 | 22 | 3 | 11 | 2 | | | 3 Qdx | | |
| 25-82 | M | OK | | | | | | | 99 | 97 | | | | | | 2 Qdx | | | |
| 25-86 | I | OK | | | | | | | 46 | | 40 | 4 | | | | 2 Qdx | | | |
| 25-88 | - | OK | | | | | | | 8 | | | | | | | 8 Qdx | | | |
| 25-90 | I | OK | | | | | | | 46 | | 40 | 4 | | | | 2 Triax | | | |

- OK SOURIAU's layout
- Q Qualified layout (QPL) MIL - DTL 38999
- (1) Available MS27466 & MS27467 & MS27468 & MS27656
- O Layout according to UTE C 93-422 norm
- X Qualified Layout HE308 for «Ministère de la Défense» DGA DTAT
- Layout according to C5935X0005 norm
- #8 Pow: Power; Qdx: Quadrax

8
RT
Series.



8LT Series

Series

| | |
|------------------------------|----|
| ■ 8LT Standard Version | 16 |
| ■ Backshells | 24 |
| ■ 8LT Rack & Panel | 28 |
| ■ 8LT Resin Sealed | 32 |



8LT Series

MIL-DTL-38999 Series I



Description

- High contact density
- Bayonet coupling
- Contact protection : 100% Scoop proof
- Shell size from 9 to 25
- Accessories available (protective caps, backshells, etc...)
- RFI - EMI shielding and shell to shell continuity
- Hermetic
- Aluminum alloy, protection by cadmium, nickel, green zinc cobalt or black zinc nickel plating

Applications

- Civil and Military Aerospace
- Marine Equipments
- Communications Equipements
- Medical Instrumentation
- Ballistic Missiles & Weapon Systems
- Armored Carriers & Tanks
- Test Equipments

Technical features

Mechanical

- Shell: aluminum alloy
- Plating: . black zinc nickel (Z)
. olive green cadmium (B)
. nickel (F)
. green zinc cobalt (ZC)
- Insulator: thermoplastic or metallic version available for specification 284 & 384
- Grommet or seal: liquid silicone rubber or fluorocarbene elastomer for specification 022
- Contact: copper alloy
- Plating contact: gold over nickel
- Endurance: 500 mating / unmating operations

- Shock: 300 g during 3 ms and as per MIL S 901 grade A
- Vibration: . Sine 10 to 2000 Hz - 30 g
. Random 100 à 300 Hz - 5 g²/Hz
- Contact retention (min force in N):

| Contacts size | 22 | 20 | 16 | 12 | 8 | 4 |
|----------------|----|----|-----|-----|-----|-----|
| Min force in N | 44 | 67 | 111 | 111 | 111 | 200 |

Electrical

- Test voltage (Vrms)

| Service | sea level | at 21000 m |
|---------|-----------|------------|
| R | 400 | N/A |
| M | 1 300 | 800 |
| N | 1 000 | 600 |
| I | 1 800 | 1 000 |
| II | 2 300 | 1 000 |

- Insulation resistance: $\geq 5\ 000\ M\Omega$ (at 500 Vdc)

- Contact resistance:

| Contacts size | 26 | 22 | 20 | 16 | 12 | 8 | 4 |
|-----------------------|----|------|-----|-----|-----|---|---|
| Resistance m Ω | 16 | 14.6 | 7.3 | 3.8 | 3.5 | 3 | 2 |

- Contact rating:

| Contacts size | 26 | 22 | 20 | 16 | 12 | 8 | 4 |
|---------------|----|----|-----|----|----|----|----|
| Rating (A) | 3 | 5 | 7.5 | 13 | 23 | 45 | 80 |

- Shell continuity: . black zinc nickel: 2.5 m Ω
. olive green plating: 2.5 m Ω
. nickel plating: 1 m Ω
. green zinc cobalt: 2.5 m Ω

- Shielding: 90 db at 100 MHz, 50 db at 10 000 MHz
- Electrical continuity between contact and shell for specification 284 & 384: 10 m Ω max

Climatic

- Temperature range: . black zinc nickel plating (Z)
- 65°C +175°C
. olive green cadmium plating (B)
- 65°C +175°C
. nickel plating (F)
- 65°C +200°C
. green zinc cobalt plating (ZC)
- 65°C +200°C
- Sealing: mated connectors
Differential pressure 2 bars:
leakage $\leq 16\ cm^3/h$
- Salt spray as per: . MIL STD 1344 method 1001 :
- 500 hours (plating B, ZC and Z)
- 48 hours (plating F)
. NFC 93422 :
- 48 hours (plating F)
- Resistance to fluids
. As per MIL DTL 38999, hydraulic fluids, solvents
. Specification 022 for fuel immersion (please consult us)

8LT Series

MIL-DTL-38999 Series I

Ordering information

| Basic series | 8LT | 0 | - | 13 | B | 35 | P | N | | | L |
|--|-----|---|---|----|---|----|---|---|--|--|---|
| Shell type | | | | | | | | | | | |
| 0: Square flange receptacle | | | | | | | | | | | |
| 1: In line receptacle | | | | | | | | | | | |
| 2: Short square flange receptacle, not accepting backshell | | | | | | | | | | | |
| 3: Square flange receptacle (rear mounting) | | | | | | | | | | | |
| 5: Plug with RFI shielding | | | | | | | | | | | |
| 7: Jam nut receptacle | | | | | | | | | | | |
| 15: Plug with RFI shielding, not accepting backshell | | | | | | | | | | | |
| Type | | | | | | | | | | | |
| -: Connector with standard crimp contacts | | | | | | | | | | | |
| L: Connector with long PC tail (male and female #22D) | | | | | | | | | | | |
| M: Connector with medium PC tail (please see page 38) | | | | | | | | | | | |
| C: Connector with short PC tail (male and female #22D, #20, #16, #12, #8 quadrax) | | | | | | | | | | | |
| T: Connector with male contact size 20 for wire wrap (2 wraps) | | | | | | | | | | | |
| W: Connector with male contact size 22D for wire wrap (3 wraps) | | | | | | | | | | | |
| S: Connector with specific PC Tail (male and female #22D only) | | | | | | | | | | | |
| Q: Connector with quadrax crimp contacts | | | | | | | | | | | |
| P: Connector with solder cup: . Pin: #22D & #16; Socket: #12 . Socket: #22D & #16; Pin: #12 - Please consult us | | | | | | | | | | | |
| Shell size | | | | | | | | | | | |
| 09; 11; 13; 15; 17; 19; 21; 23; 25 | | | | | | | | | | | |
| Plating | | | | | | | | | | | |
| Z: Black zinc nickel | | | | | | | | | | | |
| F: Nickel | | | | | | | | | | | |
| B: Olive green cadmium | | | | | | | | | | | |
| ZC: Green zinc cobalt | | | | | | | | | | | |
| Contact layout | | | | | | | | | | | |
| See tables pages 8 to 11 | | | | | | | | | | | |
| Contact type | | | | | | | | | | | |
| P: Male | | | | | | | | | | | |
| A: Connector supplied less pin contact or with specific contacts (Connector marking : A + orientation) | | | | | | | | | | | |
| S: Female | | | | | | | | | | | |
| B: Connector supplied less socket contact or with specific contacts (Connector marking : B + orientation) | | | | | | | | | | | |
| Orientation ⁽¹⁾ | | | | | | | | | | | |
| N, A, B, C, D see table page 48 | | | | | | | | | | | |
| Specifications | | | | | | | | | | | |
| None: Supplied with contact | | | | | | | | | | | |
| 046: PC Tail contact with tinned plating | | | | | | | | | | | |
| 251: Connector provided with power contacts with layout contacts #8 | | | | | | | | | | | |
| 022: Fuel tank Please consult us | | | | | | | | | | | |
| 284: Quadrax grounded PC tail contact, type L, C & S only (100Ω) ⁽²⁾⁽³⁾ | | | | | | | | | | | |
| 308: Quadrax not grounded PC tail contact, type L, C & S only (100Ω) ⁽²⁾ | | | | | | | | | | | |
| 620: Quadrax grounded crimp contact, type Q only (100Ω) ⁽²⁾⁽³⁾ | | | | | | | | | | | |
| 621: Quadrax not grounded crimp contact, type Q only (100Ω) ⁽²⁾ | | | | | | | | | | | |
| 384: Quadrax grounded crimp contact, type Q only (150Ω) ⁽²⁾⁽³⁾ | | | | | | | | | | | |
| 408: Quadrax not grounded crimp contact, type Q only (150Ω) ⁽²⁾ | | | | | | | | | | | |
| Special custom | | | | | | | | | | | |
| None: Standard plastic cap | | | | | | | | | | | |
| M: Antistatic plastic cap | | | | | | | | | | | |
| L: For P or S contact type only, connector delivered without contacts, connector marking P or S (without L) | | | | | | | | | | | |

(1) Orientations B & C not developed for shell size number 9.

(2) Type shell 0, 3 and 5 available only.

(3) Excepted mixed layouts with quadrax and signal contacts. Please consult us.

8LT Series

MIL-DTL-38999 Series I

MIL-DTL-38999 connector part numbers

| | | | | | | | | | | |
|---|--|-------|---|----|---|----|---|--|--|---|
| Basic series | MS | 27466 | T | 13 | B | 35 | P | | | L |
| Shell type | | | | | | | | | | |
| 27466: | Square flange receptacle (front mounting) | | | | | | | | | |
| 27656: | Square flange receptacle (rear mounting) | | | | | | | | | |
| 27468: | Jam nut receptacle | | | | | | | | | |
| 27467: | Plug with RFI shielding | | | | | | | | | |
| 27505: | Square flange receptacle, not accepting backshell | | | | | | | | | |
| Class | | | | | | | | | | |
| E: | Without thread for back fitting, not accepting backshell for MS27505 and MS27467 only | | | | | | | | | |
| T: | With thread for backfitting, supplied without backshell (excepted MS27505) | | | | | | | | | |
| Shell size | | | | | | | | | | |
| 09; 11; 13; 15; 17; 19; 21; 23; 25 | | | | | | | | | | |
| Plating | | | | | | | | | | |
| Z: | Black zinc nickel | | | | | | | | | |
| F: | Nickel | | | | | | | | | |
| B: | Olive green cadmium | | | | | | | | | |
| Contact layout | | | | | | | | | | |
| See tables pages 8 to 11 | | | | | | | | | | |
| Contact type | | | | | | | | | | |
| P: | Male | | | | | | | | | |
| A: | Connector supplied less pin contact or with specific contacts (Connector marking : A + orientation) | | | | | | | | | |
| S: | Female | | | | | | | | | |
| B: | Connector supplied less socket contact or with specific contacts (Connector marking : B + orientation) | | | | | | | | | |
| Orientation (1) | | | | | | | | | | |
| None: | Normal (N) | | | | | | | | | |
| A, B, C, D | see table page 48 | | | | | | | | | |
| Special custom | | | | | | | | | | |
| None: | Standard plastic cap | | | | | | | | | |
| M: | Antistatic plastic cap | | | | | | | | | |
| L: For P or S contact type only, connector delivered without contacts, connector marking P or S (without L) | | | | | | | | | | |

HE 308 connector part numbers

| | | | | | | | | | | |
|------------------------------------|--|----|---|----|----|---|---|---|---|---|
| Basic series | HE308 | 00 | T | 13 | 35 | P | N | 7 | M | L |
| Shell type | | | | | | | | | | |
| 00: | Square flange receptacle | | | | | | | | | |
| 07: | Jam nut receptacle | | | | | | | | | |
| 06: | Plug with RFI shielding | | | | | | | | | |
| 11: | Jam nut receptacle with PC Tail contacts | | | | | | | | | |
| Class | | | | | | | | | | |
| T: | Sealed | | | | | | | | | |
| Shell size | | | | | | | | | | |
| 09; 11; 13; 15; 17; 19; 21; 23; 25 | | | | | | | | | | |
| Contact layout | | | | | | | | | | |
| See tables pages 8 to 11 | | | | | | | | | | |
| Contact type | | | | | | | | | | |
| P: | Male | | | | | | | | | |
| S: | Female | | | | | | | | | |
| Orientation (1) | | | | | | | | | | |
| N, A, B, C, D | see table page 48 | | | | | | | | | |
| Plating | | | | | | | | | | |
| 6: | Nickel | | | | | | | | | |
| 7: | Olive green cadmium | | | | | | | | | |
| Contractual specification | | | | | | | | | | |
| Special custom | | | | | | | | | | |
| None: | Standard plastic cap | | | | | | | | | |
| M: | Antistatic plastic cap | | | | | | | | | |
| Specification | | | | | | | | | | |
| None: | Connector supplied with contact | | | | | | | | | |
| L: | Connector supplied without contact | | | | | | | | | |

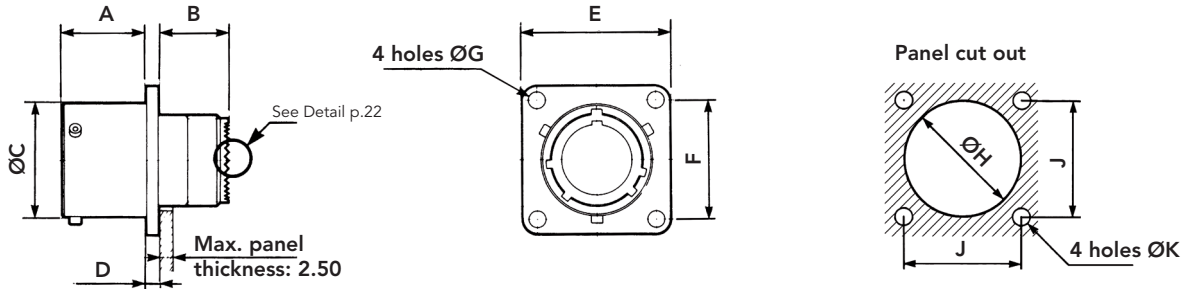
(1) Orientations B & C not developed for shell size number 9.

8LT Series

MIL-DTL-38999 Series I

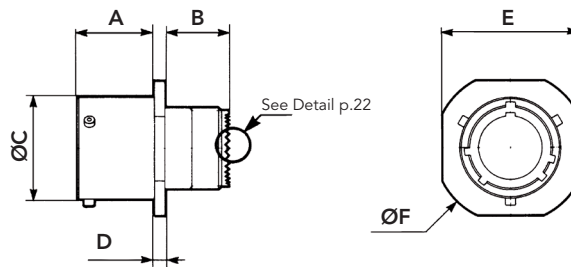
Dimensions

Type 0 - Square flange receptacle



| Shell size | A | | B | | ØC | | D | | E | | F | ØG | | ØH Min | J | K ^{±0.15} |
|------------|-------|-------|-------|-------|-------|-------|------|------|-------|-------|-------|------|------|--------|-------|--------------------|
| | Min | Max | Min | Max | Min | Max | Min | Max | Min | Max | | Min | Max | | | |
| 09 | 15.93 | 16.05 | 13.23 | 13.49 | 14.40 | 14.53 | 2.14 | 2.54 | 23.70 | 24.30 | 18.26 | 3.25 | 3.35 | 15.70 | 18.26 | 3.25 |
| 11 | | | | | 17.65 | 17.78 | | | 26.05 | 26.70 | 20.62 | | | 18.70 | 20.62 | |
| 13 | | | | | 21.40 | 21.59 | | | 28.50 | 29.05 | 23.01 | | | 21.80 | 23.01 | |
| 15 | | | | | 24.65 | 24.77 | | | 30.85 | 31.45 | 24.61 | | | 25.00 | 24.61 | |
| 17 | | | | | 27.82 | 27.94 | | | 33.20 | 33.80 | 26.97 | | | 28.30 | 26.97 | |
| 19 | | | | | 29.24 | 30.66 | | | 36.40 | 37.00 | 29.36 | | | 31.00 | 29.36 | |
| 21 | 15.17 | 15.29 | | | 33.70 | 33.83 | 2.90 | 3.30 | 39.55 | 40.15 | 31.75 | 3.73 | 3.83 | 34.20 | 31.75 | 3.91 |
| 23 | | | | | 36.92 | 37.00 | | | 42.75 | 43.35 | 34.93 | | | 37.30 | 34.92 | |
| 25 | | | | | 40.06 | 40.18 | | | 46.00 | 46.50 | 38.10 | | | 40.50 | 38.10 | |

Type 1 - Cable connecting receptacle



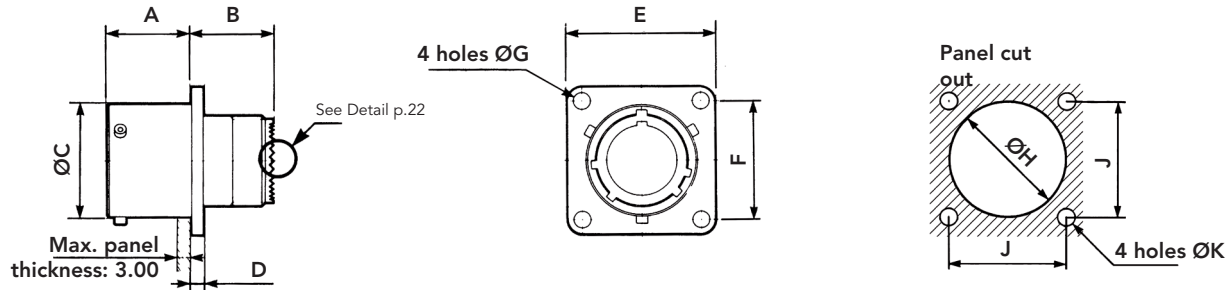
| Shell size | A | | B | | ØC | | D | | E | | ØF | |
|------------|-------|-------|-------|-------|-------|-------|------|------|-------|-------|-------|-------|
| | Min | Max | Min | Max | Min | Max | Min | Max | Min | Max | Min | Max |
| 9 | 15.93 | 16.05 | 13.23 | 13.49 | 14.40 | 14.53 | 2.14 | 2.54 | 18.35 | 18.92 | 21.80 | 22.35 |
| 11 | | | | | 17.65 | 17.78 | | | 21.65 | 22.22 | 25.10 | 25.65 |
| 13 | | | | | 21.40 | 21.59 | | | 25.05 | 25.62 | 28.50 | 29.05 |
| 15 | | | | | 24.65 | 24.77 | | | 27.25 | 27.82 | 30.70 | 31.25 |
| 17 | | | | | 27.82 | 27.94 | | | 30.78 | 31.35 | 34.10 | 34.65 |
| 19 | | | | | 29.24 | 30.66 | | | 34.05 | 34.62 | 37.50 | 38.05 |
| 21 | 15.17 | 15.29 | | | 33.70 | 33.83 | 2.90 | 3.30 | 37.45 | 38.02 | 40.90 | 41.45 |
| 23 | | | | | 36.92 | 37.00 | | | 41.45 | 42.02 | 44.90 | 45.45 |
| 25 | | | | | 40.06 | 40.18 | | | 45.93 | 46.50 | 49.40 | 49.95 |

Note: All dimensions are in millimeters (mm)

8LT Series

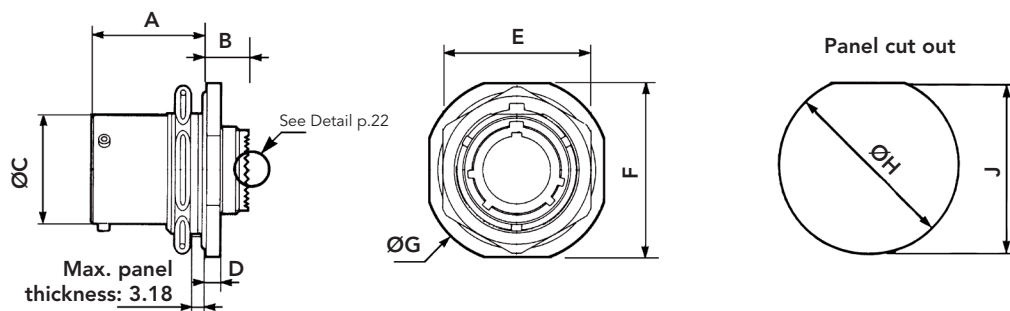
MIL-DTL-38999 Series I

Type 3 - Square flange receptacle (rear mounting)



| Shell size | A | | B | | ØC | | D | | E | | F | ØG | | ØH Min | J | K ^{±0.15} |
|------------|-------|-------|-------|-------|-------|-------|------|------|-------|-------|-------|------|------|--------|-------|--------------------|
| | Min | Max | Min | Max | Min | Max | Min | Max | Min | Max | | Min | Max | | | |
| 09 | | | | | 14.40 | 14.53 | | | 23.70 | 24.30 | 18.26 | | | 16.66 | 18.26 | |
| 11 | | | | | 17.65 | 17.78 | | | 26.05 | 26.70 | 20.62 | | | 20.22 | 20.62 | |
| 13 | | | | | 21.40 | 21.59 | | | 28.50 | 29.05 | 23.01 | | | 23.42 | 23.01 | |
| 15 | 20.71 | 20.83 | 10.40 | 11.90 | 24.65 | 24.77 | 2.14 | 2.54 | 30.85 | 31.45 | 24.61 | 3.25 | 3.35 | 26.59 | 24.61 | 3.25 |
| 17 | | | | | 27.82 | 27.94 | | | 33.20 | 33.8 | 26.97 | | | 30.96 | 26.97 | |
| 19 | | | | | 29.24 | 30.66 | | | 36.40 | 37.00 | 29.36 | | | 32.94 | 29.36 | |
| 21 | | | | | 33.70 | 33.83 | | | 39.55 | 40.15 | 31.75 | | | 36.12 | 31.75 | |
| 23 | 19.96 | 20.08 | 11.15 | 12.70 | 36.92 | 37.00 | 2.90 | 3.30 | 42.75 | 43.35 | 34.93 | 3.73 | 3.83 | 39.29 | 34.92 | 3.91 |
| 25 | | | | | 40.06 | 40.18 | | | 46.00 | 46.50 | 38.10 | | | 42.47 | 38.10 | |

Type 7 - Jam nut receptacle Type 11 - HE 308



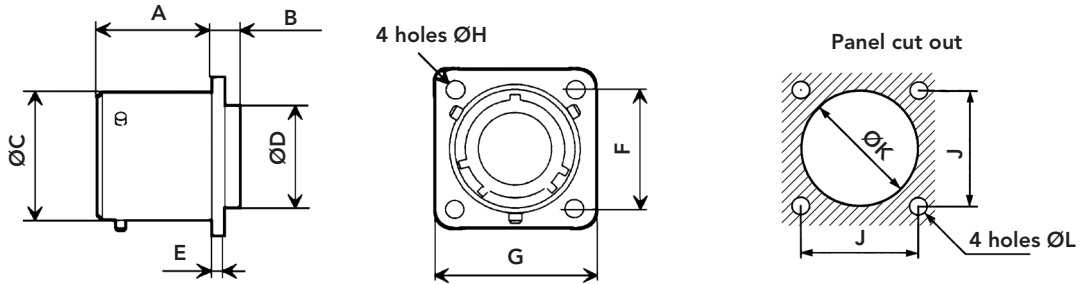
| Shell size | F | | E | | ØC | | ØG | | A | | B | | D | | ØH | J |
|------------|-------|-------|-------|-------|-------|-------|-------|-------|-------|-------|------|------|------|------|-------|-------|
| | Min | Max | Min | Max | Min | Max | Min | Max | Min | Max | Min | Max | Min | Max | | |
| 09 | 26.60 | 27.35 | 21.95 | 22.35 | 14.40 | 14.53 | 29.90 | 30.58 | | | | | | | 17.78 | 17.02 |
| 11 | 31.40 | 32.10 | 25.15 | 25.55 | 17.65 | 17.78 | 34.60 | 35.30 | | | | | | | 20.96 | 19.59 |
| 13 | 34.60 | 35.31 | 29.80 | 30.30 | 21.40 | 21.59 | 37.75 | 38.50 | | | | | 2.60 | 3.00 | 25.65 | 24.26 |
| 15 | 37.80 | 38.49 | 33.05 | 33.45 | 24.65 | 24.77 | 41.00 | 41.65 | | | | | | | 28.83 | 27.56 |
| 17 | 40.90 | 41.63 | 36.25 | 36.65 | 27.82 | 27.94 | 44.11 | 44.85 | 23.12 | 23.36 | 8.18 | 8.32 | | | 32.00 | 30.73 |
| 19 | 45.63 | 46.37 | 39.40 | 39.80 | 29.24 | 30.66 | 48.90 | 49.60 | | | | | | | 35.18 | 33.91 |
| 21 | 48.84 | 49.58 | 42.60 | 43.00 | 33.70 | 33.83 | 52.00 | 52.75 | | | | | | | 38.35 | 37.08 |
| 23 | 52.02 | 52.76 | 45.75 | 46.15 | 36.92 | 37.00 | 55.30 | 55.94 | | | | | 3.35 | 3.79 | 41.53 | 40.26 |
| 25 | 55.19 | 55.93 | 50.65 | 50.95 | 40.06 | 40.18 | 58.40 | 59.10 | | | | | | | 44.70 | 43.45 |

Note: All dimensions are in millimeters (mm)

8LT Series

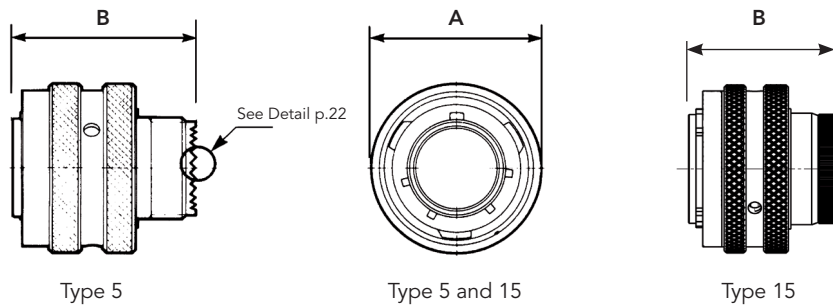
MIL-DTL-38999 Series I

Type 2 - Short square flange receptacle (not accepting backshell)



| Shell size | A | | B | | ØC | | ØD | | E | | F | G | | ØH | | J | ØK | ØL |
|------------|-------|-------|------|------|-------|-------|-------|-------|------|------|-------|-------|-------|------|------|-------|-------|------|
| | Min | Max | Min | Max | Min | Max | Min | Max | Min | Max | | Min | Max | Min | Max | | | |
| 09 | 20.71 | 20.83 | 5.40 | 5.55 | 14.40 | 14.53 | 9.85 | 9.95 | 2.14 | 2.54 | 18.26 | 23.70 | 24.30 | 3.25 | 3.35 | 18.26 | 16.66 | 3.25 |
| 11 | | | | | 17.65 | 17.78 | 12.80 | 12.90 | | | 20.62 | 26.05 | 26.70 | | | 20.62 | 20.22 | |
| 13 | | | | | 21.40 | 21.59 | 16.00 | 16.10 | | | 23.01 | 28.50 | 29.05 | | | 23.01 | 23.42 | |
| 15 | | | | | 24.65 | 24.77 | 18.95 | 19.05 | | | 24.61 | 30.85 | 31.45 | | | 24.61 | 26.59 | |
| 17 | | | | | 27.82 | 27.94 | 22.10 | 22.20 | | | 26.97 | 33.20 | 33.80 | | | 26.97 | 30.96 | |
| 19 | | | | | 29.24 | 30.66 | 25.10 | 25.20 | | | 29.36 | 36.40 | 37.00 | | | 29.36 | 32.94 | |
| 21 | 19.96 | 20.08 | 6.15 | 6.35 | 33.70 | 33.83 | 28.25 | 28.35 | 2.90 | 3.30 | 31.75 | 39.55 | 40.15 | 3.73 | 3.83 | 31.75 | 36.12 | 3.91 |
| 23 | | | | | 36.92 | 37.00 | 31.40 | 31.50 | | | 34.93 | 42.75 | 43.35 | | | 34.92 | 39.29 | |
| 25 | | | | | 40.06 | 40.18 | 34.60 | 34.70 | | | 38.10 | 46.00 | 46.50 | | | 38.10 | 42.47 | |

Type 5 - Plug with RFI shielding Type 15 - Plug with RFI shielding (not accepting backshell)

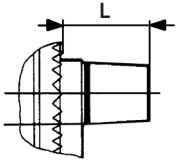


| Shell size | | 09 | 11 | 13 | 15 | 17 | 19 | 21 | 23 | 25 |
|------------|-----|-------|-------|-------|-------|-------|-------|-------|-------|-------|
| A | Max | 21.80 | 25.00 | 29.30 | 32.50 | 35.70 | 38.50 | 41.70 | 44.90 | 48.00 |
| | Min | 31.28 | 31.28 | 31.28 | 31.28 | 31.28 | 31.28 | 31.28 | 31.28 | 31.28 |
| B | Max | 31.35 | 31.35 | 31.35 | 31.35 | 31.35 | 31.35 | 31.35 | 31.35 | 31.35 |

8LT Series

MIL-DTL-38999 Series I

Detail

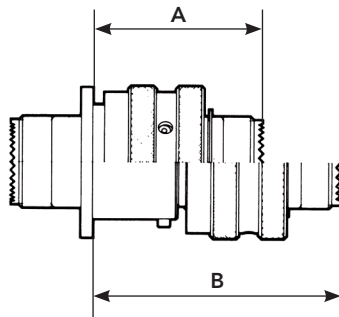


Sealing bushing
used for triaxial
#8 protude

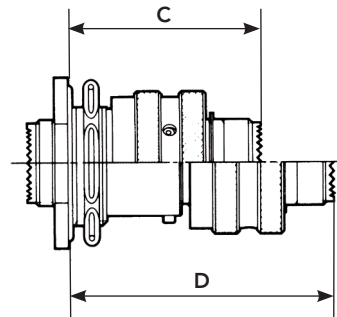
| Shell Type | Type 0 | Type 1 | Type 3 | Type 5 | Type 7 |
|------------|--------|--------|--------|--------|--------|
| L max | 13.39 | 13.58 | 13.58 | 13.54 | 13.58 |

Mated connectors dimensions

Square flange receptacle (type 0)
with plug (type 5)



Jam nut receptacle (type 7)
with plug (type 5)



| Shell Size | A Max | B Max | C Max | D Max |
|------------|-------|-------|-------|-------|
| 09 | 33.30 | 47.40 | 40.60 | 54.70 |
| 11 | | | | |
| 13 | | | | |
| 15 | | | | |
| 17 | | | | |
| 19 | 32.50 | 46.70 | 40.60 | 54.70 |
| 21 | | | | |
| 23 | | | | |
| 25 | | | | |

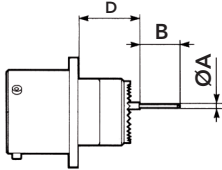
Note: All dimensions are in millimeters (mm)

8LT Series

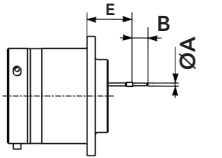
MIL-DTL-38999 Series I

Receptacle with PC Tail contact

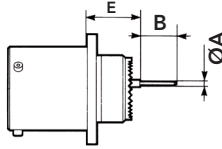
Type 0
Square flange receptacle



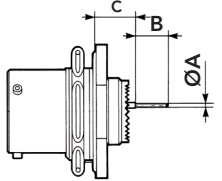
Type 2
Short square flange receptacle



Type 3
Square flange receptacle (rear mounting)



Type 7
Jam nut receptacle

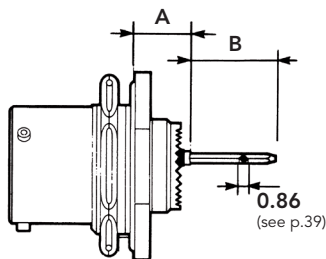


(1) M: Male Contact
F: Female Contact

(2) C: Short PC tail
M: Medium PC tail
L: Long PC tail
S: Specific PC tail

| Shell Size | | | | 09 | 11 | 13 | 15 | 17 | 19 | 21 | 23 | 25 | | |
|-----------------|---------------------|-----------------------------|--------------------------------|---------------------------------------|-------|-------|----|-------|-------|-------|----|-------|-------|-------|
| | Contact size | Contact type ⁽¹⁾ | PC tail contact ⁽²⁾ | | | | | | | | | | | |
| ØA | #22D | M & F | C & L | | | | | | | | | | | |
| | | | S | 0.70 | | | | | | | | | | |
| | #20 | M & F | M | 0.50 | | | | | | | | | | |
| | | | C | 0.70 | | | | | | | | | | |
| B | #22D | M & F | C | 1.15 | | | | | | | | | | |
| | | | S | 4 ^{+0.20} _{-0.20} | | | | | | | | | | |
| | #20 | M & F | L | 8.5 ^{+0.20} _{-0.20} | | | | | | | | | | |
| | | | M | 6 ^{+0.1} | | | | | | | | | | |
| C type 7 | 8LT #22D | M | C & L | Max | 10.06 | | | | | | | 15.25 | 15.25 | |
| | | | M | Min | 9.07 | | | | | | | 14.08 | 14.08 | |
| | | F | C & L | Max | 10.21 | | | | | | | 15.25 | 15.25 | |
| | | | M | Min | 9.23 | | | | | | | 13.75 | 13.75 | |
| | 8LT7S HE308 #22D | M | S | Max | 10.06 | | | | | | | 15.25 | 15.25 | |
| | | | | Min | 8.74 | | | | | | | 14.08 | 14.08 | |
| | | F | S | Max | 10.23 | | | | | | | 15.25 | 15.25 | |
| | | | | Min | 8.91 | | | | | | | 13.75 | 13.75 | |
| | 8LT/HE308 #20 & #16 | M & F | C | Max | 10.23 | | | | | | | 15.25 | 15.25 | |
| | | | | Min | 9.24 | | | | | | | 14.08 | 14.08 | |
| | | #22D | M | C & L | Max | 15.08 | | | | | | | 15.25 | 15.25 |
| | | | | M | Min | 13.91 | | | | | | | 14.08 | 14.08 |
| D type 0 | #22D | F | C & L | Max | 15.22 | | | | | | | 15.25 | 15.25 | |
| | | | M | Min | 14.05 | | | | | | | 13.75 | 13.75 | |
| | #20 & #16 | M & F | C | Max | 15.08 | | | | | | | 15.25 | 15.25 | |
| | | | | Min | 13.58 | | | | | | | 14.08 | 14.08 | |
| E type 2 type 3 | #22D | M | C & L | Max | 12.47 | | | | 13.22 | | | | | |
| | | | F | Min | 11.60 | | | | 12.35 | | | | | |
| | | F | C & L | Max | 12.47 | | | | 13.22 | | | | | |
| | | | M | Min | 11.27 | | | | 12.02 | | | | | |
| | #20 & #16 | M & F | C | Max | 12.64 | - | | 12.64 | 13.39 | | | | | |
| | | | | Min | 11.77 | - | | 11.77 | 12.52 | | | | | |
| | #20 & #16 | M & F | C | Max | 12.64 | - | | 12.64 | 13.39 | | | | | |
| | | | | Min | 11.44 | - | | 11.44 | 12.19 | | | | | |
| | | #22D | M & F | C | Max | 12.64 | | | | 13.39 | | | | |
| | | | | | Min | 11.77 | | | | 12.52 | | | | |

Type 7 receptacle with wire wrap contacts



| Contact size | Contact type | A | B Max |
|--------------|--------------|--------------|-------|
| #22D | W (3 wraps) | 9.07 / 10.06 | 16.00 |
| #20 | T (2 wraps) | 9.7 / 10.06 | 12.60 |

Note: All dimensions are in millimeters (mm)

8LT Series

MIL-DTL-38999 Series I

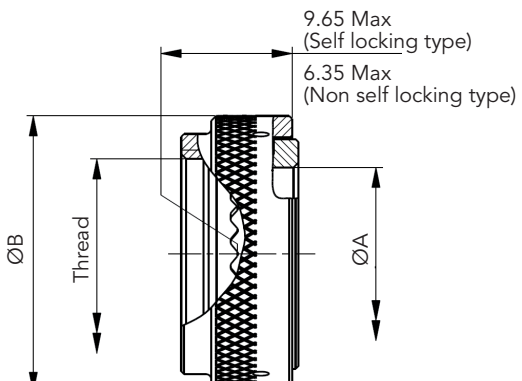
Aluminum backshells

Ordering information

| | | | | | | | | | | | | | | | | | | | | | | | | | | | | | |
|---|--|----|----|----|----|----|----|----|----|-----------|----|----|----|----|----|----|----|----|----|------------------|----|----|----|----|----|----|----|----|----|
| Basic Series | 8T | AB | 05 | A | 16 | W | S | 01 | - | | | | | | | | | | | | | | | | | | | | |
| Accessories type | | | | | | | | | | | | | | | | | | | | | | | | | | | | | |
| Type: | | | | | | | | | | | | | | | | | | | | | | | | | | | | | |
| 01: Backnut | 04: Crimp ring | | | | | | | | | | | | | | | | | | | | | | | | | | | | |
| 02: Cable clamp | 05: Band lock | | | | | | | | | | | | | | | | | | | | | | | | | | | | |
| 03: Shrink boot | 06: Double cone | | | | | | | | | | | | | | | | | | | | | | | | | | | | |
| Angle: | | | | | | | | | | | | | | | | | | | | | | | | | | | | | |
| A: Straight | | | | | | | | | | | | | | | | | | | | | | | | | | | | | |
| B: 90° (Type 02 only) | | | | | | | | | | | | | | | | | | | | | | | | | | | | | |
| Size code: | | | | | | | | | | | | | | | | | | | | | | | | | | | | | |
| 08, 10, 12, 14, 16, 18, 20, 22, 24 | <table border="1"> <tr> <td>Size code</td> <td>08</td> <td>10</td> <td>12</td> <td>14</td> <td>16</td> <td>18</td> <td>20</td> <td>22</td> <td>24</td> </tr> <tr> <td>= Shell size 8LT</td> <td>09</td> <td>11</td> <td>13</td> <td>15</td> <td>17</td> <td>19</td> <td>21</td> <td>23</td> <td>25</td> </tr> </table> | | | | | | | | | Size code | 08 | 10 | 12 | 14 | 16 | 18 | 20 | 22 | 24 | = Shell size 8LT | 09 | 11 | 13 | 15 | 17 | 19 | 21 | 23 | 25 |
| Size code | 08 | 10 | 12 | 14 | 16 | 18 | 20 | 22 | 24 | | | | | | | | | | | | | | | | | | | | |
| = Shell size 8LT | 09 | 11 | 13 | 15 | 17 | 19 | 21 | 23 | 25 | | | | | | | | | | | | | | | | | | | | |
| Finish: | | | | | | | | | | | | | | | | | | | | | | | | | | | | | |
| Z: Black zinc nickel | | | | | | | | | | | | | | | | | | | | | | | | | | | | | |
| W: Olive green cadmium | | | | | | | | | | | | | | | | | | | | | | | | | | | | | |
| F: Nickel | | | | | | | | | | | | | | | | | | | | | | | | | | | | | |
| A: Black anodized | | | | | | | | | | | | | | | | | | | | | | | | | | | | | |
| Self locking option: | | | | | | | | | | | | | | | | | | | | | | | | | | | | | |
| None | | | | | | | | | | | | | | | | | | | | | | | | | | | | | |
| S: Self locking (available for Types 01 & 02 - mandatory for Type 05) | | | | | | | | | | | | | | | | | | | | | | | | | | | | | |
| Cable entry (Type 05 only): | | | | | | | | | | | | | | | | | | | | | | | | | | | | | |
| 01, 02 (02 mandatory for shell size 08 & 10) | | | | | | | | | | | | | | | | | | | | | | | | | | | | | |
| Drain hole option: | | | | | | | | | | | | | | | | | | | | | | | | | | | | | |
| None | | | | | | | | | | | | | | | | | | | | | | | | | | | | | |
| D: Drain hole (Type 03 only) | | | | | | | | | | | | | | | | | | | | | | | | | | | | | |

Dimensions

Aluminum backshell Type 01 - Backnut



| Shell size | ØA Min | ØB Max |
|------------|--------|--------|
| 09 | 6.7 | 17.9 |
| 11 | 9.95 | 20.9 |
| 13 | 12.85 | 24.3 |
| 15 | 17.0 | 27.9 |
| 17 | 19.25 | 31.3 |
| 19 | 21.7 | 35.3 |
| 21 | 24.7 | 38.1 |
| 23 | 27.8 | 41.5 |
| 25 | 32.0 | 44.5 |

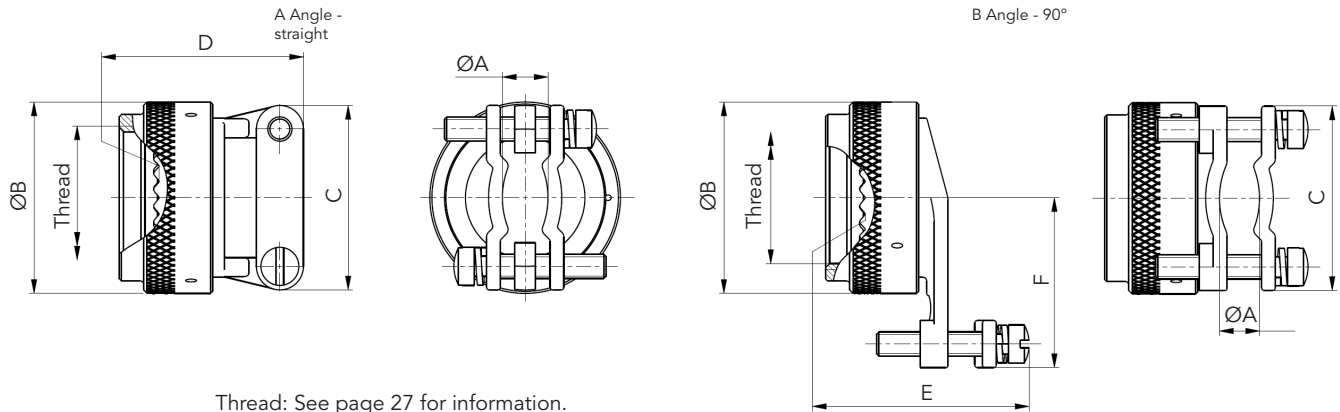
Thread: See page 27 for information.

Note: All dimensions are in millimeters (mm)

8LT Series

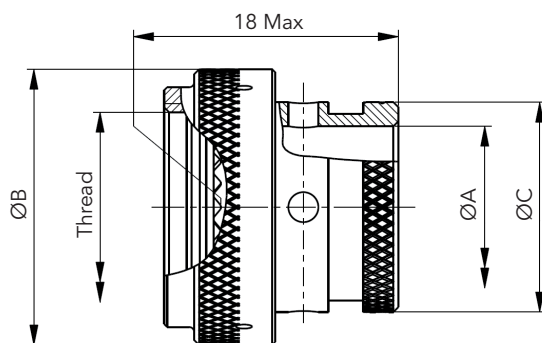
MIL-DTL-38999 Series I

Aluminum backshell Type 02 - Cable clamp



| Shell size | ØA | | ØB Max | C Max | D Max | E Max | F Max |
|------------|-------|-------|--------|-------|-------|-------|-------|
| | Min | Max | | | | | |
| 09 | 2.49 | 5.94 | 17.9 | 21.5 | 23.1 | 29.5 | 20 |
| 11 | 3.89 | 5.94 | 20.9 | 21.5 | 23.1 | 29.5 | 21.5 |
| 13 | 4.83 | 8.33 | 24.3 | 24.5 | 25.6 | 31.5 | 23.5 |
| 15 | 6.60 | 11.61 | 27.9 | 27.5 | 26.9 | 35.8 | 25.5 |
| 17 | 7.19 | 15.6 | 31.3 | 31.5 | 29.4 | 40.1 | 27.5 |
| 19 | 8.26 | 16.1 | 35.3 | 35.5 | 35.8 | 40.6 | 30.5 |
| 21 | 8.71 | 17.73 | 38.1 | 37 | 38.3 | 42.7 | 31.5 |
| 23 | 9.68 | 20.9 | 41.5 | 40.5 | 42.1 | 46.2 | 34.5 |
| 25 | 10.62 | 21.67 | 44.5 | 45 | 44.7 | 49 | 36.5 |

Aluminum backshell Type 03 - Shrink boot



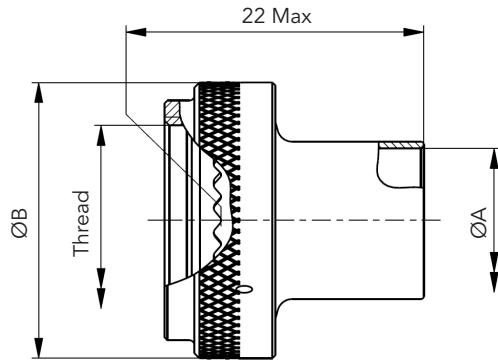
| Shell size | ØA Min | ØB Max | C Max |
|------------|--------|--------|-------|
| 09 | 6.7 | 19.0 | 11.3 |
| 11 | 9.95 | 21.5 | 14.9 |
| 13 | 12.85 | 25.3 | 17.8 |
| 15 | 16.05 | 29.1 | 21.27 |
| 17 | 19.2 | 31.7 | 24.3 |
| 19 | 21.5 | 35.5 | 26.4 |
| 21 | 24.7 | 39.3 | 30.8 |
| 23 | 27.8 | 41.8 | 34.1 |
| 25 | 31 | 46.9 | 36.6 |

Thread: See page 27 for information.

8LT Series

MIL-DTL-38999 Series I

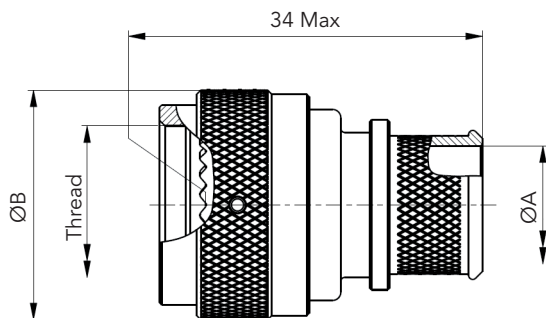
Aluminum backshell Type 04 - Crimp ring



| Shell size | ØA Min | ØB Max |
|------------|--------|--------|
| 09 | 6 | 17.9 |
| 11 | 8.2 | 20.9 |
| 13 | 10.5 | 24.3 |
| 15 | 13.6 | 27.9 |
| 17 | 16.9 | 31.3 |
| 19 | 20 | 34.3 |
| 21 | 23.2 | 38.1 |
| 23 | 26.1 | 41.5 |
| 25 | 28.1 | 44.4 |

Thread: See page 27 for information.

Aluminum backshell Type 05 - Band lock

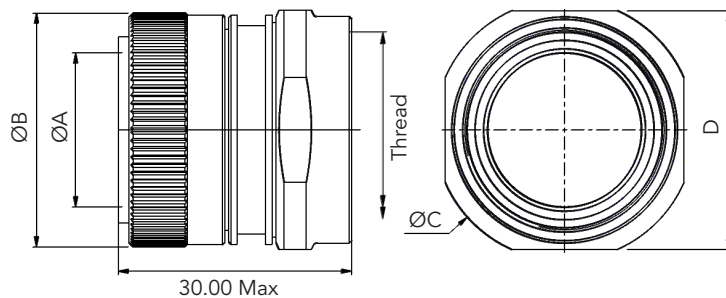


| Shell size | ØA Max - Entry size | | ØB Max |
|------------|---------------------|------|--------|
| | 01 | 02 | |
| 09 | - | 6.6 | 17.9 |
| 11 | - | 8 | 24.9 |
| 13 | 8 | 11.2 | 29.3 |
| 15 | 11.2 | 14.4 | 32.4 |
| 17 | 12.8 | 16 | 35.6 |
| 19 | 16 | 19.1 | 38.4 |
| 21 | 16 | 20.7 | 41.6 |
| 23 | 17.6 | 23.9 | 44.8 |
| 25 | 19.1 | 25.5 | 47.9 |

Thread: See page 27 for information.

Aluminum backshell Type 06 - Double cone

HE 308 standard - Screen termination and heat shrink boot



| Shell size | ØA \pm 0.07 | ØB \pm 0.12 | ØC \pm 0.12 | D \pm 0.07 |
|------------|---------------|---------------|---------------|--------------|
| 09 | 7.1 | 15.55 | 19.35 | 16.7 |
| 11 | 10.25 | 18.45 | 23.35 | 20.7 |
| 13 | 13.05 | 21.85 | 25.35 | 22.7 |
| 15 | 15.25 | 25.05 | 28.35 | 25.7 |
| 17 | 18.45 | 28.05 | 31.35 | 28.7 |
| 19 | 20.65 | 31.05 | 34.35 | 31.7 |
| 21 | 23.85 | 34.45 | 38.35 | 35.7 |
| 23 | 26.95 | 37.45 | 41.35 | 38.7 |
| 25 | 30.15 | 40.75 | 44.35 | 41.7 |

Thread: See page 27 for information.

8LT Series

MIL-DTL-38999 Series I

Thread information

| Shell size | UNEF Thread |
|------------|---------------|
| 09 | 7/16-28 2B |
| 11 | 9/16-24 2B |
| 13 | 11/16-24 2B |
| 15 | 13/16-20 2B |
| 17 | 15/16-20 2B |
| 19 | 1 1/16 -18 2B |
| 21 | 1 3/16 -18 2B |
| 23 | 1 5/16 -18 2B |
| 25 | 1 7/16 -18 2B |

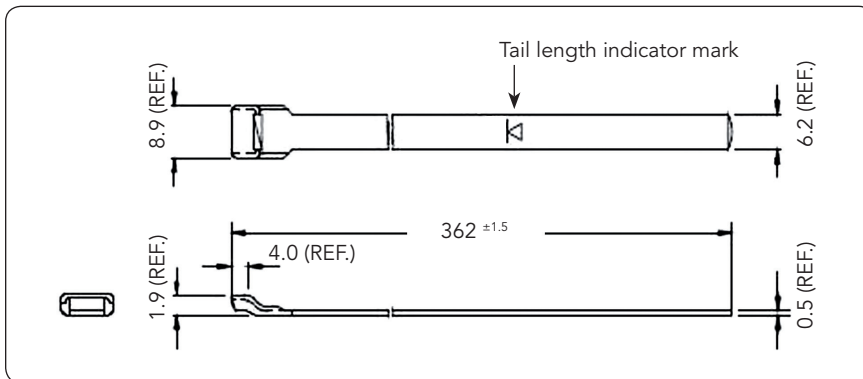
Recommended installation torque

| Shell Size | Installation Torque (Inch-Pounds) |
|------------|-----------------------------------|
| 09 | 40 |
| 11 | 40 |
| 13 | 40 |
| 15 | 40 |
| 17 | 40 |
| 19 | 40 |
| 21 | 80 |
| 23 | 80 |
| 25 | 80 |

Note: Torque values are based on 80% of the coupling thread strength specified in SAE-AS85049 standard.

Band-it

| Designation | Flat stainless steel standard band | Pre-coiled stainless steel standard band | Hand banding tool |
|-------------|------------------------------------|--|-------------------|
| Part number | M85049/128-3 | M85049/128-4 | 8599-9346 |




MIL specification

For aluminum bachshells MIL specification, please consult us.

Note: All dimensions are in millimeters (mm)

8LT Series

MIL-DTL-38999 Series I




Rack and Panel

- Signal and Power connector
- Easy and fast connection without any coupling/uncoupling between a float-mounting unit and a fixed unit.
- 100% scoop proof
- Plug misalignment allowed
- Rear accessories available
- 8 shell sizes available: from 11 to 23 with DTAT-C5935-X0005 layout - including power contact cavities
- Sealing as per HE 308
- EMI performances as per DTAT-C5935-X0005

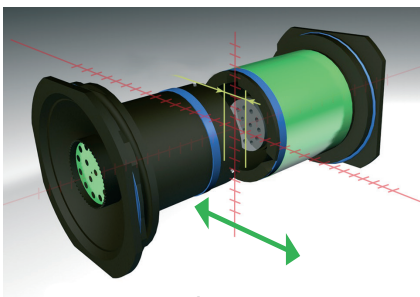
| Shell Size | Mated Force (daN) | Unmated Force (daN) |
|------------|-------------------|---------------------|
| 11 | 20 | 12 |
| 13 | 30 | 13 |
| 15 | 35 | 15 |
| 17 | 50 | 16 |
| 19 | 55 | 18 |
| 21 | 65 | 22 |
| 23 | 80 | 27 |
| 25 | - | - |

Blind mateable connector

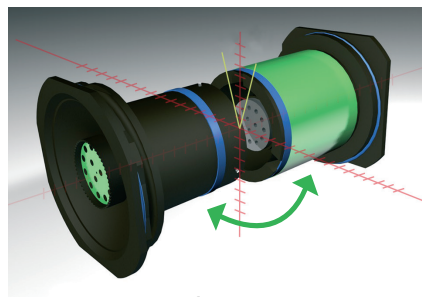


Just push to connect... and release to disconnect

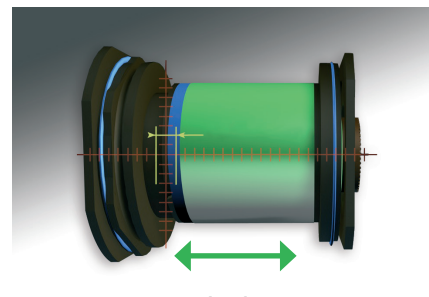
Superior misalignment allowances



Axial ± 1 mm



Angular ± 1 mm



Longitudinal ± 1 mm

8LT Series

MIL-DTL-38999 Series I

Rack and Panel - Ordering information

SOURIAU Rack and Panel connectors part numbers

| | | | | | | | | | | | |
|------------------------|--|----|---|----|---|----|---|---|--|--|---|
| Basic series | 8LT | 27 | - | 15 | B | 35 | P | N | | | L |
| Shell type | | | | | | | | | | | |
| 27: | Receptacle for rack, with possibility to mount rear accessory | | | | | | | | | | |
| 23: | Square flange receptacle (consult us) | | | | | | | | | | |
| 26: | Floating plug for rack, with possibility to mount rear accessory | | | | | | | | | | |
| Type | | | | | | | | | | | |
| -: | Connector with standard crimp contacts | | | | | | | | | | |
| Q: | Connector with quadrax crimp contacts | | | | | | | | | | |
| C: | Connector with short PC tail (male and female #20, #16, #12, #8 quadrax) | | | | | | | | | | |
| S: | Connector with specific PC tail (male and female #22D only) | | | | | | | | | | |
| L: | Connector with long PC tail (male and female #22D) | | | | | | | | | | |
| Shell size: | 11, 13, 15, 17, 19, 21, 23, 25 | | | | | | | | | | |
| Plating | | | | | | | | | | | |
| Z: | Black zinc nickel | | | | | | | | | | |
| F: | Nickel | | | | | | | | | | |
| B: | Olive green cadmium | | | | | | | | | | |
| Contact layout: | See tables pages 8 to 11 | | | | | | | | | | |
| Contact type | | | | | | | | | | | |
| P: | Male | | | | | | | | | | |
| S: | Female | | | | | | | | | | |
| Orientation: | N | | | | | | | | | | |
| Specification | | | | | | | | | | | |
| None: | Supplied with contacts | | | | | | | | | | |
| 251: | Connector provided with power contacts (for layout with cavities #8) | | | | | | | | | | |
| *284: | Quadrax grounded (cts 100Ω) | | | | | | | | | | |
| 308: | Quadrax not grounded (cts 100Ω) | | | | | | | | | | |
| *384: | Quadrax grounded (cts 150Ω) | | | | | | | | | | |
| 408: | Quadrax not grounded (cts 150Ω) | | | | | | | | | | |
| Special custom | | | | | | | | | | | |
| None: | Standard plastic cap | | | | | | | | | | |
| M: | Antistatic plastic cap | | | | | | | | | | |
| L: | Connector supplied without contacts | | | | | | | | | | |

*Excepted mixed layouts with quadrax and signal contacts. Please consult us.

HE 308 Rack and Panel connectors part numbers

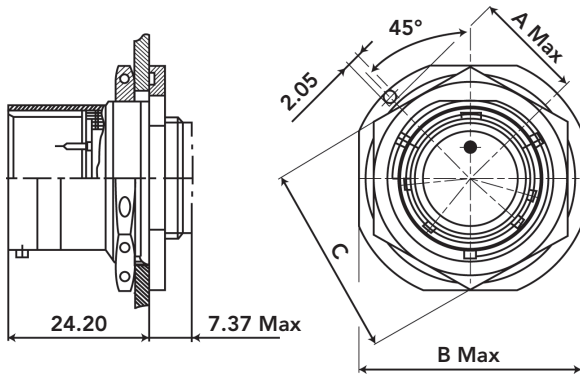
| | | | | | | | | | | | |
|-----------------------------------|---|----|---|----|----|---|---|---|---|--|--|
| Basic series | HE308 | 26 | T | 23 | 01 | P | N | 7 | M | | |
| Shell type | | | | | | | | | | | |
| 26: | Floating plug for rack, for crimp female contacts, with possibility to mount rear accessory | | | | | | | | | | |
| 27: | Receptacle for rack, for male contacts, with possibility to mount rear accessory | | | | | | | | | | |
| 21: | Receptacle for rack with PC Tail contacts | | | | | | | | | | |
| Class | | | | | | | | | | | |
| T: | Sealed | | | | | | | | | | |
| Shell size: | 11, 13, 15, 17, 19, 21, 23 | | | | | | | | | | |
| Contact layout: | See tables pages 8 to 11 | | | | | | | | | | |
| Contact type | | | | | | | | | | | |
| P: | Male | | | | | | | | | | |
| S: | Female | | | | | | | | | | |
| Orientation: | N | | | | | | | | | | |
| Plating | | | | | | | | | | | |
| 7: | Olive green cadmium | | | | | | | | | | |
| Contractual specifications | | | | | | | | | | | |
| M: | DAT quality insurance | | | | | | | | | | |
| Special custom | | | | | | | | | | | |
| None: | Standard plastic cap | | | | | | | | | | |
| M: | Antistatic plastic cap | | | | | | | | | | |
| Specifications | | | | | | | | | | | |
| None: | Connector supplied with contact | | | | | | | | | | |
| L: | Connector supplied without contact | | | | | | | | | | |

8LT Series

MIL-DTL-38999 Series I

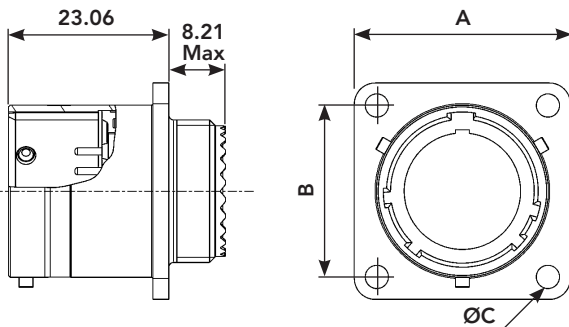
Rack and Panel - Dimensions

Equipment receptacle (type 27)



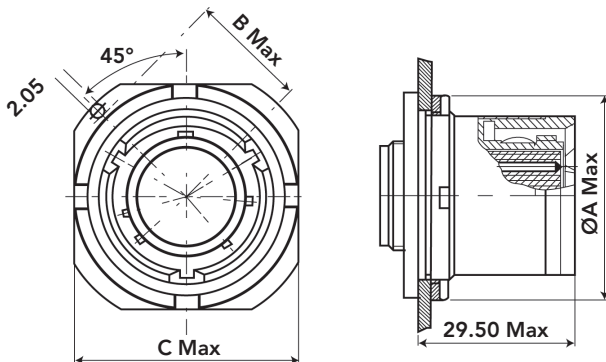
| Shells | 11 | 13 | 15 | 17 | 19 | 21 | 23 | 25 |
|--------|-------|-------|-------|-------|-------|-------|-------|-------|
| A Max | 15.33 | 16.92 | 18.51 | 20.1 | 22.67 | 24.26 | 25.84 | 27.43 |
| B Max | 32.16 | 35.34 | 38.51 | 41.69 | 46.43 | 49.64 | 52.78 | 56 |
| C | 25.55 | 30.3 | 33.45 | 36.65 | 39.8 | 43 | 46.15 | 50.95 |

Square flange receptacle (type 23)



| Shells | 09 | 11 | 13 | 15 | 17 | 19 | 21 | 23 | 25 |
|--------|-------|-------|-------|-------|-------|-------|-------|-------|------|
| A Min | 23.7 | 26.05 | 28.5 | 30.85 | 33.2 | 36.4 | 39.55 | 42.75 | 46 |
| A Max | 24.3 | 26.7 | 29.05 | 31.45 | 33.8 | 37 | 40.15 | 43.35 | 46.5 |
| B | 18.26 | 20.62 | 23.01 | 24.61 | 26.97 | 29.36 | 31.75 | 34.93 | 38.1 |
| ØC Min | 3.25 | | | | | | | 3.73 | |
| ØC Max | 3.35 | | | | | | | 3.83 | |

Rack plug (type 26)



| Shells | 11 | 13 | 15 | 17 | 19 | 21 | 23 | 25 |
|--------|-------|-------|-------|-------|-------|-------|-------|-------|
| A Max | 32.1 | 35.25 | 38.4 | 41.6 | 46.3 | 49.6 | 52.7 | 55.9 |
| B Max | 16.92 | 18.51 | 20.1 | 22.67 | 24.26 | 25.84 | 27.43 | 29.03 |
| C Max | 32.16 | 35.34 | 38.51 | 41.69 | 46.43 | 49.64 | 52.78 | 55.96 |

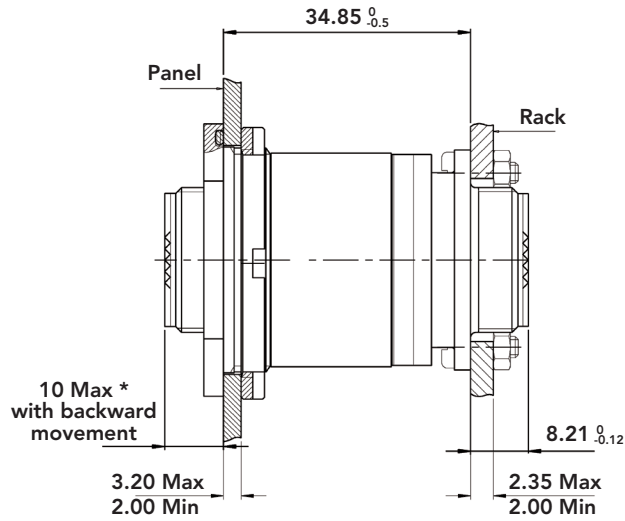
Note: All dimensions are in millimeters (mm)

8LT Series

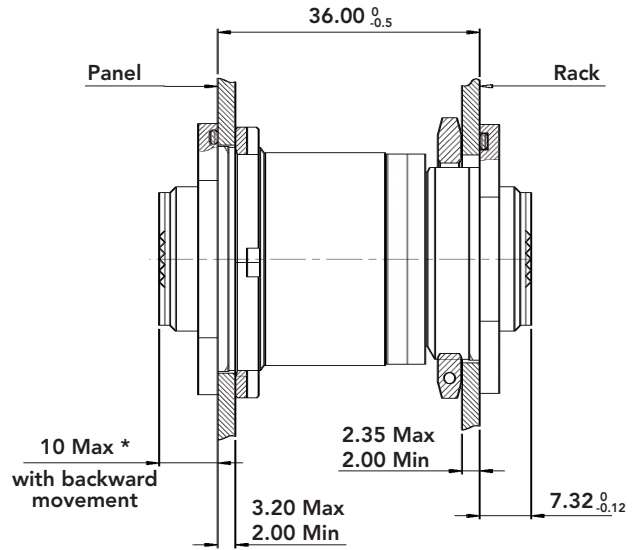
MIL-DTL-38999 Series I

Mated connectors

Plug type 26 & Receptacle type 23

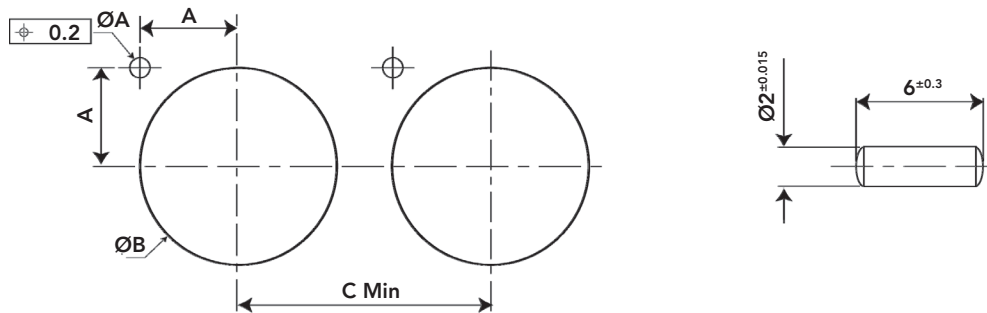


Plug type 26 & Receptacle type 27



*Included longitudinal alignment

Panel cut out



| Shell size | Plug | | | |
|------------|-------|----------------------|-------|-----------------|
| | A | $\text{ØB}^{+0.1}_0$ | C Min | ØA |
| 11 | 12.81 | 25.58 | 32.57 | $2^{0}_{-0.05}$ |
| 13 | 13.94 | 28.80 | 36 | |
| 15 | 15.06 | 31.98 | 39.60 | |
| 17 | 16.88 | 35.15 | 43.30 | |
| 19 | 18 | 38.28 | 47 | |
| 21 | 19.12 | 41.50 | 50.60 | |
| 23 | 20.24 | 44.68 | 54.20 | |
| 25 | 21.38 | 47.85 | 57.45 | |

| Shell size | Receptacle | | | |
|------------|------------|----------------------|-------|-----------------|
| | A | $\text{ØB}^{+0.1}_0$ | C Min | ØA |
| 09 | 10 | 17.70 | 27.80 | $2^{0}_{-0.05}$ |
| 11 | 11.69 | 20.86 | 32.57 | |
| 13 | 12.81 | 25.58 | 36 | |
| 15 | 13.94 | 28.80 | 39.60 | |
| 17 | 15.06 | 31.98 | 43.30 | |
| 19 | 16.88 | 35.15 | 47 | |
| 21 | 18 | 38.28 | 50.60 | |
| 23 | 19.12 | 41.50 | 54.20 | |
| 25 | 20.24 | 44.68 | 59.70 | |

Note: All dimensions are in millimeters (mm)

8LT Series

MIL-DTL-38999 Series I



Cost effective & light hermetics Resin sealed

- Potted receptacle with male or female straight PC tail contacts
- 100% scoop proof: no interference when mating the connector, contacts never touch each other
- Weight saving compared to hermetic version
- Reinforced sealing for harsh environment (10E⁻⁷ atm.cm³/s)
- Good shock resistance - better than hermetic glass seal
- Female contacts available for the receptacle
- PC Tail from #22D to #16 (for all other contacts please consult us)

Ordering information

| | | | | | | | | |
|--|-------------|----------|----------|-----------|----------|-----------|----------|----------|
| Basic Series | 8LTR | 0 | C | 09 | B | 35 | P | N |
| Shell style | | | | | | | | |
| 0: Square flange receptacle | | | | | | | | |
| 1: In line receptacle | | | | | | | | |
| 2: Short square flange receptacle not accepting backshell | | | | | | | | |
| 3: Square flange receptacle (rear mounting) | | | | | | | | |
| 5: Plug with RFI shielding | | | | | | | | |
| 7: Jam nut receptacle | | | | | | | | |
| 15 : Plug with RFI shielding not accepting backshell | | | | | | | | |
| Type | | | | | | | | |
| C: Receptacle with short PC tail (male and female #22D, #20, #16) | | | | | | | | |
| L: Connector with long PC tail (male and female #22D) | | | | | | | | |
| S: Connector with specific PC Tail (male and female #22D) | | | | | | | | |
| M: Connector with medium PC tail (male #22D) | | | | | | | | |
| P: Connector with solder cup: . Pin: #22D & #16; Socket: #12 . Socket: #22D & #16; Pin: #12 - Please consult us | | | | | | | | |
| Shell size: 09 - 11 - 13 - 15 - 17 - 19 - 21 - 23 - 25 | | | | | | | | |
| Plating | | | | | | | | |
| B: Olive green cadmium | | | | | | | | |
| F: Nickel | | | | | | | | |
| ZC: Green zinc cobalt | | | | | | | | |
| Z: Black zinc nickel | | | | | | | | |
| Contact layouts: see tables pages 8 to 11 | | | | | | | | |
| Contact type | | | | | | | | |
| P: Male | | | | | | | | |
| S: Female | | | | | | | | |
| Orientation ⁽¹⁾ | | | | | | | | |
| N - A - B - C - D see table page 48 | | | | | | | | |

(1) Orientation B & C not developed for shell size number 9

8
FT
Series.



8LT Series











Contacts & Tooling

| | |
|---|----|
| ■ Contacts: | |
| Crimp contacts | 36 |
| Straight PC tail contacts | 38 |
| Coaxial contacts #12 | 39 |
| Solder cup | 39 |
| Crimp contacts: 1500 mating | 39 |
| Wire wrap contacts | 39 |
| Quadrax #8 contacts | 39 |
| Thermocouple contacts | 40 |
| Dummy contacts | 40 |
| Filler plugs | 40 |
| ■ Wiring instructions | 41 |
| ■ Tooling: | |
| Crimping tools | 42 |
| Insertion & extraction tools | 43 |
| Backshell tightening tools | 43 |
| Tightening support..... | 43 |
| Slackening tools | 43 |
| Tightening of fixing nuts, receptacle type 7..... | 43 |

8LT Series

MIL-DTL-38999 Series I

Crimp contacts

| Contact size | Contact type | Souriau Part number (without color code) | MIL-DTL-38999 contacts | | |
|--------------------------------------|--------------|---|------------------------|---|--------------|
| | | | Part number | Profile and color code | |
| #26 | Pin | 8599-0297 | - | | |
| | Socket | 8599-0298 | - | | |
| #22D | Pin | 8599-0702 JJ | M39029/58 360 |  Black / Blue / Orange | |
| | Socket | 8599-0706 900 | M39029/56 348 |  Grey / Yellow / Orange | |
| #20 | Pin | 8599-0703 SA | M39029/58 363 |  Orange / Blue / Orange | |
| | Socket | 8599-0707 900 | M39029/56 351 |  Brown / Green / Orange | |
| #16 | Pin | 8599-0704 MJ | M39029/58 364 |  Yellow / Blue / Orange | |
| | Socket | 8599-0708 900 | M39029/56 352 |  Red / Green / Orange | |
| #16 Coaxial | Pin | - | M39029/76 424 |  Yellow / Red / Yellow | |
| | Socket | - | M39029/77 428 |  Grey / Red / Yellow | |
| #12 | Pin | 8599-0705 MJ | M39029/58 365 |  Green / Blue / Orange | |
| | Socket | 8599-0709 900 | M39029/56 353 |  Orange / Green / Orange | |
| #12 Coaxial | Pin | - | M39029/102 558 | | |
| | Socket | - | M39029/103 559 | | |
| | Pin | - | M39029/28 211 | | |
| | Socket | - | M39029/75 416 | | |
| #10 Power | Pin | - | M39029/58 528 | | |
| | Socket | - | M39029/56 527 | | |
| #8 Power | Pin | 8599-7544 * | - | | |
| | Socket | 8599-7541 * | - | | |
| | Pin | 8599-7580 | - | | |
| | Socket | 8599-7581 | - | | |
| | Boot | | 8599-4542 | - | For wire #8 |
| | | | 8599-4547 | - | For wire #10 |
| Reductor | | 8599-7645 | - | | |
| #8 Coaxial | Pin | - | M39029/60 367 | | |
| | Socket | - | M39029/59 366 | | |
| | Boot | 8590-4571 | - | | |
| #8 Twinax | Pin | - | M39029/90 529 | | |
| | Socket | - | M39029/91 530 | | |
| | Boot | 8590-4571 | - | | |
| #4 Power | Pin | 8599-7598 900 ** | - | For wire 25 mm ² | |
| | Socket | 8599-7599 900 ** | - | | |
| | Pin | 8599-7534 | - | For wire 21.15 mm ² | |
| | Socket | 8599-7535 | - | | |
| | Boot | for cable 16 mm ² | 8599-4594 | - | |
| | | for cable 10 mm ² | 8599-4593 | - | |
| Reductor cable 10 mm ² | | 8400-2351A | - | | |
| #4 Power with reduced barrel | Pin | 8599-7528 900 | - | Mating part #4 / Barrel #6 | |
| | Socket | 8599-7529 900 | - | | |
| | Boot | 8599-4593 | - | | |

* JVS only

** Not included in connector Part number. Must be ordered separately.

8LT Series

MIL-DTL-38999 Series I


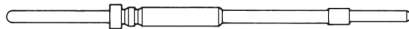
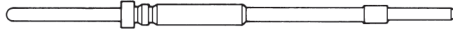








Crimp contacts

| Contact size | Contact type | Contact Ø | Conductor section AWG | | Conductor section mm ² | | External Ø over insulator | |
|---------------------------------|--------------------------------------|-----------|---|-----|-----------------------------------|-------|---------------------------|------|
| | | | Min | Max | Min | Max | Min | Max |
| #26 | Pin | 0.50 | 30 | 24 | 0.055 | 0.215 | 0.60 | 0.83 |
| | Socket | | | | | | | |
| #22D | Pin | 0.76 | 26 | 22 | 0.012 | 0.34 | 0.76 | 1.37 |
| | Socket | | | | | | | |
| #20 | Pin | 1.00 | 24 | 20 | 0.21 | 0.60 | 1.02 | 2.11 |
| | Socket | | | | | | | |
| #16 | Pin | 1.60 | 20 | 16 | 0.60 | 1.34 | 1.65 | 2.77 |
| | Socket | | | | | | | |
| #16 Coaxial | Pin | 1.60 | RG 174 RG 179 RG 316 | | | | 1.65 | 2.60 |
| | Socket | | | | | | | |
| #12 | Pin | 2.40 | 14 | 12 | 1.91 | 3.18 | 2.46 | 3.61 |
| | Socket | | | | | | | |
| #12 Coaxial | Pin | 2.40 | RG 174 RG 179 RG 316 | | | | 2.40 | 2.60 |
| | Socket | | | | | | | |
| | Pin | | | | | | | |
| | Socket | | | | | | | |
| #10 Power | Pin | 3.20 | Please consult us | | | | - | 2.95 |
| | Socket | | | | | | | |
| #8 Power | Pin | 3.64 | - | 8 | - | 8.98 | - | - |
| | Socket | | - | - | - | - | 4.50 | 6.50 |
| | Boot | | - | - | - | - | 2.50 | 4 |
| | Reductor | | - | - | - | - | - | - |
| | | | - | - | - | - | - | - |
| #8 Coaxial | Pin | 3.64 | RG 180 A/U | | | | - | 2.80 |
| | Socket | | | | | | | |
| | Boot | | | | | | | |
| #8 Twinax | Pin | 5.50 | 0,76MIL-C17/176 00002 FILECA F.2703/14 RAYCHEM CHEMINAX 10612 FILOTEX M 17/176 00002 | | | | 3.15 | 3.40 |
| | Socket | | | | | | | |
| | Boot | | | | | | | |
| #4 Power | Pin | 5.74 | - | 3 | - | 25 | - | - |
| | Socket | | 5 | 4 | 16 | 21.15 | - | - |
| | Boot | | - | - | - | - | 6.35 | 7.50 |
| | | | - | - | - | - | 4 | 5.80 |
| | | | - | - | - | - | - | - |
| | Reductor cable 10 mm ² | | - | - | - | - | - | - |
| #4 Power with reduced barrel | Pin | 5.74 | 6 | | 13.3 | | - | - |
| | Socket | | - | - | - | - | 4 | 5.80 |
| | Boot | | - | - | - | - | - | - |

8LT Series

MIL-DTL-38999 Series I

Straight PC tail contacts

| Contact size | Contact type | PC tail type | Part number | Profile |
|--------------|--------------|--------------|----------------|--|
| #22D | Pin | L | 8599-0720 900 |  |
| | Pin | M | 8599-8028 900 | - |
| | Pin | C | 8599-0730 900 |  |
| | Pin | S | 8599-0796 900 |  |
| | Socket | L | 8599-0721 900 |  |
| | Socket | C | 8599-0731 900 |  |
| | Socket | S | 8599-0797 900 |  |
| #20 | Pin | M | 8599-0658 JJ | - |
| | Socket | M | 8599-0759 900 | - |
| | Pin | C | 8599-0724 900 |  |
| | Socket | C | 8599-0725 900 |  |
| | Pin | L | 8599-0771 900 | - |
| | Socket | L | 8599-0772 900 | - |
| #16 | Pin | C | 8599-0726 900 |  |
| | Socket | C | 8599-0727 900 |  |
| Coaxial #16 | Pin | C | 8599-1000A 900 |  |
| #12 | Pin | C | 8599-7929 900 | - |
| | Socket | C | 8599-7932 900 | - |

S: Specific PC tail
 L: Long PC tail
 M: Medium PC tail
 C: Short PC tail

8LT Series

MIL-DTL-38999 Series I

Coaxial contacts #12

| Designation | Part number |
|--------------------------------|-------------|
| Coax socket solder contact #12 | THA1-0151A |
| Coax pin solder contact #12 | THA1-0152A |
| Coax pin crimp contact #12 | THA1-0155A |
| Coax socket crimp contact #12 | THA1-0156A |

Solder cup




| Contact size | Contact type | Part number |
|--------------|--------------|----------------|
| #22D | Pin | 8599-0750 900 |
| #20 | Pin | 8599-0077A 900 |
| #16 | Pin | 8599-7482A 900 |
| #12 | Socket | 8599-7485A 900 |

For other contacts type please consult us.

Crimp contacts: 1500 mating

| Contact size | MIL-DTL-38999 contacts | | |
|--------------|------------------------|----------------|-----------------------|
| | Contact type | Part number | Color code |
| #22D | Pin (H) | M39029/107 620 | Blue / Red / Black |
| | Socket (J) | M39029/106 614 | Blue / Brown / Yellow |
| #20 | Pin (H) | M39029/107 621 | Blue / Red / Brown |
| | Socket (J) | M39029/106 615 | Blue / Brown / Green |
| #16 | Pin (H) | M39029/107 622 | Blue / Red / Red |
| | Socket (J) | M39029/106 616 | Blue / Brown / Blue |
| #12 | Pin (H) | M39029/107 623 | Blue / Red / Orange |
| | Socket (J) | M39029/106 617 | Blue / Brown / Gray |

Wire wrap contacts

| Contact size | Contact type | Part number | Contact Ø (mm) | Profile |  (mm) |
|--------------|--------------|---------------|----------------|--|--|
| #22D | Pin | 8599-0790 JJ | 0.76 |  | 0.86 |
| #20 | Pin | 8599-0791 900 | 1 |  | 0.86 |

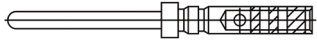
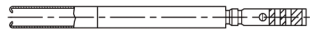
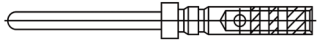
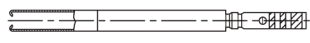




Quadrax #8 contacts

| Contact type | Version | Souriau Part Number | Cross Norm | T° | Impedance | Sealing | Release |
|--------------|-----------|---------------------|------------|-------|-----------|---------|---------|
| Pin | PCB mount | ETH1-1237A | - | 125°C | 100Ω | Sealed | Rear |
| | | ETH1-1501A | - | | 150Ω | | |
| | Crimp | ETH1-1345A | EN3155-074 | 200°C | 100Ω | | |
| | | ETH1-1503A | - | | 150Ω | | |
| Socket | PCB mount | ETH1-1238A | - | 125°C | 100Ω | | |
| | | ETH1-1502A | - | | 150Ω | | |
| | Crimp | ETH1-1346A | EN3155-075 | 200°C | 100Ω | | |
| | | ETH1-1504A | - | | 150Ω | | |

8LT Series

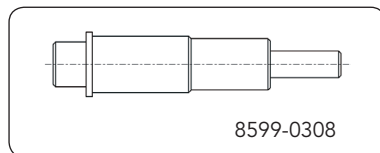
MIL-DTL-38999 Series I

Thermocouple contacts

| Contact size | Contact type | Souriau part numbers (without color code) | MIL-DTL-38999 contacts | | Ø Contact (mm) | Wire section | | | | Ø Over insulation (mm) | |
|--------------|--------------|---|------------------------|--|----------------|--------------|-----|-----------------|------|------------------------|------|
| | | | Part numbers | Profile and color code | | Awg | | mm ² | | min | max |
| | | | | | | min | max | min | max | | |
| #22D Chromel | Pin | - | M39029/87-472 |  Red / Violet / Yellow | 0.75 | 28 | 22 | 0.095 | 0.34 | 0.76 | 1.37 |
| | Socket | - | M39029/88-484 |  Yellow / Grey / Yellow | | | | | | | |
| #22D Alumel | Pin | - | M39029/87-471 |  Brown / Violet / Yellow | | | | | | | |
| | Socket | - | M39029/88-483 |  Orange / Grey / Yellow | | | | | | | |
| #20 Chromel | Pin | 8599-0749 900 | 8599-0949 900 |  Blue / Violet / Yellow | 1 | 24 | 20 | 0.21 | 0.6 | 1.02 | 2.11 |
| | Socket | 8599-0753 900 | 8599-0953 900 |  Grey / Grey / Yellow | | | | | | | |
| #20 Alumel | Pin | 8599-0761 900 | 8599-0961 900 |  Green / Violet / Yellow | | | | | | | |
| | Socket | 8599-0765 900 | 8599-0965 900 |  Violet / Grey / Yellow | | | | | | | |

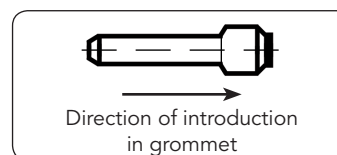
Dummy contacts

| Size | Part number |
|------|----------------|
| #16 | 8599-6A016001A |
| #8 | 8599-0308 |
| #4 | 8599-0310 |



Filler plugs

| Contact size | Filler plugs | | |
|--------------|-------------------------|---------------------|--------|
| | MS Part number (Rev. N) | Souriau Part number | Color |
| #22D | MS27488-22-2 | 8660-212 | Black |
| #20 | MS27488-20-2 | 8522-389A | Red |
| #16 | MS27488-16-2 | 8522-390A | Green |
| #12 | MS27488-12-2 | 8522-391A | Yellow |



These filler plugs are installed at the rear of unwired contact to maintain connector sealing.

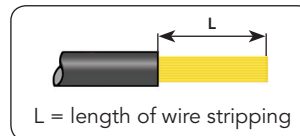
8LT Series

MIL-DTL-38999 Series I

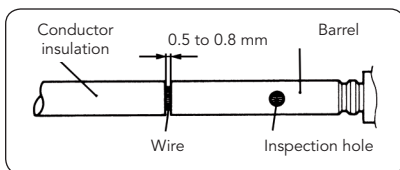
Wiring instruction

Cable preparation and wire stripping

| Contact size | #26 | #22D | #20 | #16 | #12 | #8 | #4 |
|--------------|-----|------|-----|-----|-----|----|----|
| L | 4 | | 6 | | | | 12 |



Insertion of wire in contact barrel



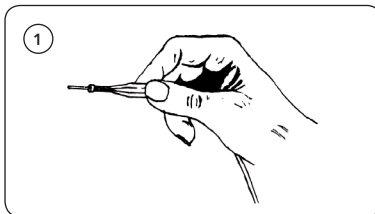
When inserting the stripped wire into the contact barrel check that no strands are left outside and that the wire is visible through the wire inspection hole in the barrel.

Important:

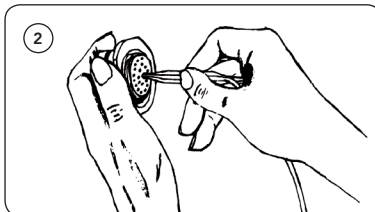
- Slide any accessories over wire strands before carrying out the following operations.
- Contacts are inserted and extracted from the rear of the connector.

Insertion of the contacts

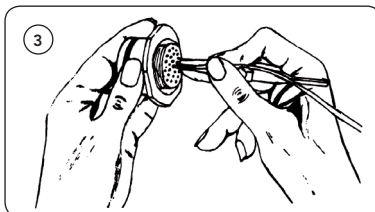
1 - Engage the crimp cable / contact assembly into the longitudinal slot of the plastic tool (coloured tip). Slide the tool down the cable until the tip of the tool abuts the contact retention shoulder.



2 - Introduce the contact into the required contact cavity in the insulator, pushing tool axially, until the contact snaps into position in clip.

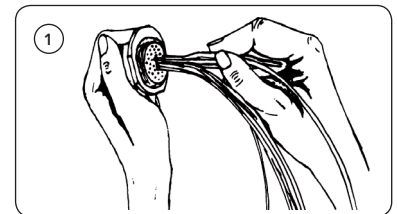


3 - Withdraw the tool (from rear). Check that contact is firmly locked by pulling wire gently. When connector is fully loaded, check the position of contact tips. They should all be in the same plane.
Nota: For larger sizes of cable which are stiff enough manual insertion without tool is preferable.

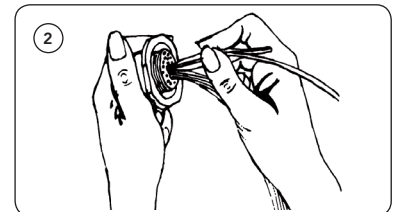


Extraction of the contacts

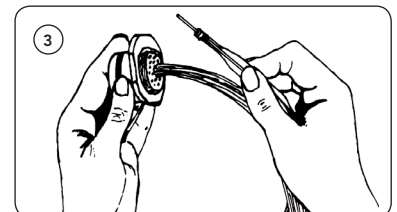
1 - Engage the appropriate cable into the longitudinal slot of the tool with the white tip towards connector.



2 - Slide the tool down towards the contact. Insert the tool in the insulator until it abuts the contact shoulder.



3 - Holding the tool-contact and cable assembly together, remove them simultaneously.



8LT Series

MIL-DTL-38999 Series I

Tooling

Crimping tools

| Contact size | Contact type | Plier M22520/1-01 | | Plier M22520/2-01 (Souriau 8476-01) | | Plier M300BT | Plier * M22520/23-01 | |
|--------------|--------------|--------------------|---------|-------------------------------------|-----------|---------------------|----------------------|---------------------|
| | | Turret Part number | | Locator Part number | | Locator Part number | Turret Part number | Locator Part number |
| | | Norm | Souriau | Norm | Souriau | | | |
| #26 | Pin | - | - | - | 8599-0397 | - | - | - |
| | Socket | - | - | - | 8599-0398 | - | - | - |
| #22D | Pin | - | - | M22520/2-09 | 8476-09 | - | - | - |
| | Socket | - | - | M22520/2-07 | - | - | - | - |
| #20 | Pin | M22520/1-04 | 8365-04 | M22520/2-10 | 8476-10 | - | - | - |
| | Socket | | | | | - | - | - |
| #16 | Pin | M22520/1-04 | 8365-04 | - | - | - | - | - |
| | Socket | | | - | - | - | - | |
| #12 | Pin | M22520/1-04 | 8365-04 | - | - | - | - | - |
| | Socket | | | - | - | - | - | |
| #8 Power | Pin | - | - | - | - | SP 593 | M22520/23-02 | 8599-9601 |
| | Socket | - | - | - | - | | | |
| #4 Power | pin | - | - | - | - | - | M22520/23-04 | M22520/23-11 |
| | Socket | - | - | - | - | - | | |

| Contact size | Contact type | Plier M22520/2-01 (Souriau 8476-01) | Plier M22520/31-01 | Plier M22520/4-01 | Plier M22520/5-01 |
|---|--------------|-------------------------------------|---------------------|---------------------|-----------------------|
| | | Locator Part Number | Locator Part number | Locator Part Number | Die set Part Number |
| #12 Coaxial M39029/102-558 M39029/103-559 | Inner | - | - | - | M22520/5-03 |
| | Outer | - | - | - | |
| #12 Coaxial M39029/28-211 M39029/75-416 | Inner | M22520/2-34 | - | - | - |
| | Outer | - | M22520/31-02 | - | - |
| #16 Coaxial | Inner | M22520/2-35 | - | - | - |
| | Outer | - | - | M22520/4-02 | - |
| #8 Coaxial | Inner | M22520/2-31 | - | - | - |
| | Outer | - | - | - | M22520/5-05 closure B |
| #8 Triaxial | Inner | K709 | - | - | - |
| | Middle | - | - | - | Y631 closure B |
| | Ferrule | - | - | - | Y631 closure A |

* Pneumatic plier

Note: for the #10 contact's plier and locator, please consult us.

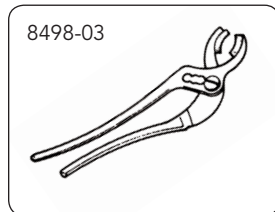
8LT Series

MIL-DTL-38999 Series I

Insertion & extraction tools

| Contact size | Material | Part number | | Color | |
|--------------|----------|--------------|---------------|-----------|------------|
| | | MIL standard | Souriau | Insertion | Extraction |
| #26 | Plastic | - | 8599-0399 900 | Black | White |
| #22D | Plastic | M81969/14-01 | - | Green | White |
| #20 | Plastic | M81969/14-10 | - | Red | Orange |
| #16 | Plastic | M81969/14-03 | - | Blue | White |
| #12 | Plastic | M81969/14-04 | - | Yellow | White |
| #10 | Plastic | M81969/14-05 | - | Grey | - |
| #8 | Plastic | M81969/14-12 | - | - | Green |
| | Metalic | - | 8660-197 | - | - |
| #4 | Plastic | M81969/14-07 | - | - | Blue |
| | Metalic | - | 8533-8175 | - | - |

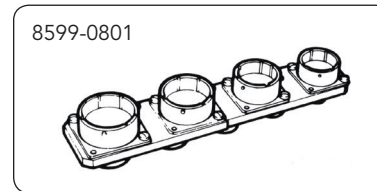
Backshell tightening tools



8498-03

Backshell tightening pliers,
part number: **8498-03**
Square jaws (order 2 jaws),
part number: **8500-1015**

Tightening support



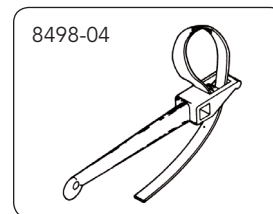
8599-0801

Part number: **8599-0801**
This tool is made up of dummy receptacles housings of all 9 sizes for all key polarisation, and secures free connectors during wiring and fitting of rear accessories.

Tightening of rear accessories:

| Shell size | 9 | 11 | 13 | 15 | 17 | 19 | 21 | 23 | 25 |
|---------------------|------|----|----|----|----|----|------|----|----|
| Max torque in m/daN | 0.62 | | | | | | 1.24 | | |

Slackening tools



8498-04

Strap clamp,
part number: **8498-04**
Spare strap,
part number: **8498-103**

Tightening of fixing nuts, receptacle type 7

| Shell size | 09 | 11 | 13 | 15 | 17 | 19 | 21 | 23 | 25 |
|-----------------------------------|-------|-------|-------|-------|-------|-------|-------|-------|-------|
| Nut dimension across flats | 22.35 | 25.55 | 30.30 | 33.45 | 36.65 | 39.80 | 43.00 | 46.10 | 50.95 |
| Max tightening torque on nut (mN) | 6 | 8 | 10 | 13 | 20 | 23 | 25 | 26 | 28 |

8
FT
S
Series.
Series



8LT Series

Common Section

| | |
|---------------------------------|----|
| ■ Protective caps | 46 |
| ■ Reductors | 47 |
| ■ Boots | 48 |
| ■ Orientations | 48 |
| ■ Panel gasket | 49 |
| ■ Dummy receptacles | 49 |
| ■ Cross reference list | 50 |
| ■ Coordinates information | 52 |

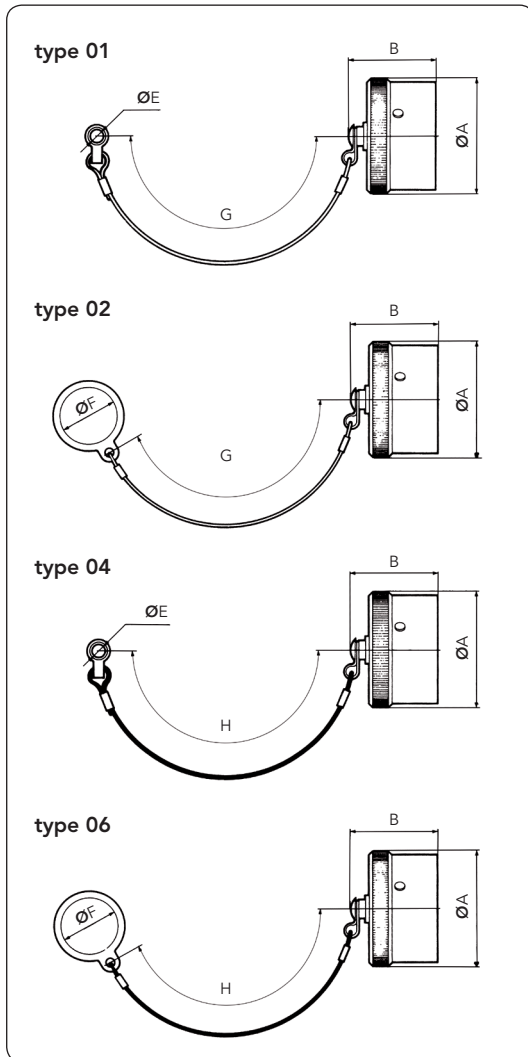
8LT Series

MIL-DTL-38999 Series I

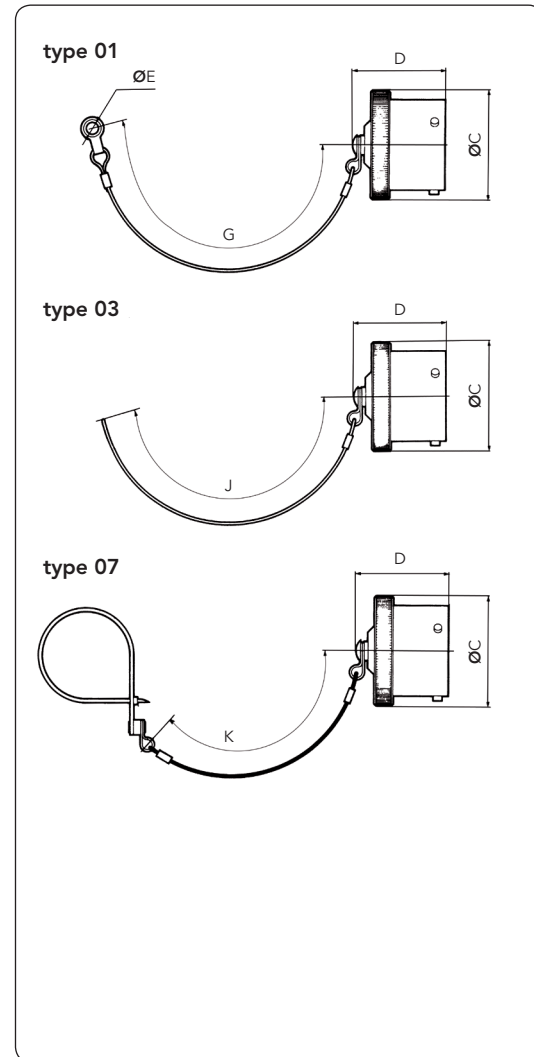
Protective caps

Metallic protective caps - Dimensions

Metallic protective cap for receptacles



Metallic protective cap for plugs



| Shell size | ØA Max | B Max | ØC Max | D Max | ØE Min | ØF Min | G | H ^{±5} | J ^{±5} | K ^{±5} |
|------------|--------|-------|--------|-------|--------|--------|-----|-----------------|-----------------|-----------------|
| 09 | 21.80 | 28.00 | 20.80 | 29.50 | 3.20 | 17.80 | 76 | 105 | 200 | 160 |
| 11 | 24.90 | | 23.80 | | | 21.30 | | | | |
| 13 | 29.40 | | 27.70 | | | 25.70 | | | | |
| 15 | 32.50 | | 30.20 | | | 89 | 102 | | | |
| 17 | 35.80 | | 33.50 | | | | | | | |
| 19 | 38.60 | | 36.50 | | | | | | | |
| 21 | 41.90 | | 39.80 | | | | | | | |
| 23 | 44.90 | | 42.90 | | | 102 | | | | |
| 25 | 48.00 | | 46.20 | | | | | | | |

Note: All dimensions are in millimeters (mm)

8LT Series

MIL-DTL-38999 Series I

Protective caps

Metallic protective caps - Ordering

| | | | | | |
|--|------------|----------|--|----------|-----------|
| Basic series | 8LT | E | 01 | B | 13 |
| Cap type | | | | | |
| E: Cap for receptacle | | | | | |
| F: Cap for plug | | | | | |
| Fixing type | | | | | |
| Cap for receptacle | | | Cap for plug | | |
| 01: Plastic sleeved metal cord with eyelet | | | 01: Plastic sleeved metal cord with eyelet | | |
| 02: Plastic sleeved metal cord with ring | | | 03: Nylon cord without fastener | | |
| 04: Nylon cord with eyelet | | | 07: Nylon cord with strap | | |
| 06: Nylon cord with ring | | | | | |
| 10: Black nylon cord with eyelet | | | | | |
| Plating | | | | | |
| B: Olive green cadmium | | | | | |
| F: Nickel | | | | | |
| Shell size: | | | | | |
| 09 - 11 - 13 - 15 - 17 - 19 - 21 - 23 - 25 | | | | | |

Plastic protective caps

| Shell size | Part numbers for standard cap | | Part numbers for antistatic cap | |
|------------|-------------------------------|----------------|---------------------------------|---------------|
| | Caps for receptacle | Caps for plug | Caps for receptacle | Caps for plug |
| 09 | 8500-5594 | 70609 | MS90376-10RF | MS90376-14RF |
| 11 | MS90376-12R | MS90376-16Y | MS90376-12RF | MS90376-16RF |
| 13 | 8500-5588A | 8500-5600 | 8500-5588N | 8500-5600N |
| 15 | 8500-5589A | 8500-5601 | MS90376-18YF | 8500-5601N |
| 17 | MS90376-20YF | 8500-5602 | MS90376-20YF | 8500-5602N |
| 19 | 8500-5601 | 8500-5592A | 8500-5601N | 8500-5592N |
| 21 | 8500-5602 | 8500-5593A | 8500-5602N | 8500-5593N |
| 23 | MS90376-24R | MS90376-24R | MS90376-24RF | - |
| 25 | 8500-5593A | J599ABC6009A00 | 8500-5593N | - |

Reducers

| Reducer Size | Part number | For cable | For pin contacts | For socket contacts |
|--------------|-------------|--------------------|------------------|---------------------|
| #8 Power | 8599-7645 | #10 | 8599-7580 | 8599-7581 |
| #4 Power | 8400-2352A | 10 mm ² | 8599-7534A | 8599-7535A |

8LT Series

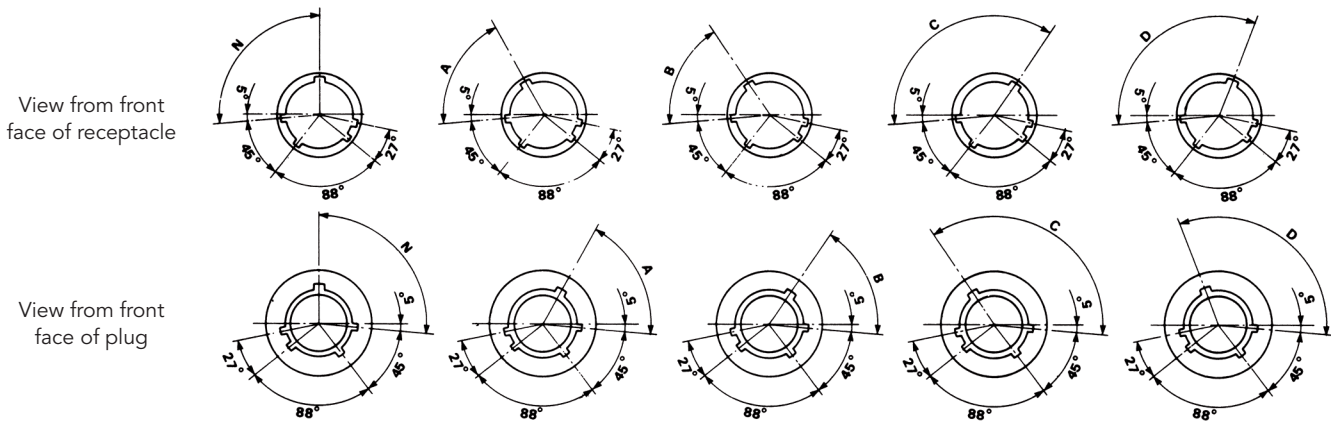
MIL-DTL-38999 Series I

Boots

| Boot Size | Part number | Admissible wire section mm ² | | For cable |
|-----------|-------------|---|-----|---------------------------|
| #8 Power | 8599-4542 | 5 | 6.5 | 8.48 à 10 mm ² |
| | 8599-4547 | 2.5 | 4 | #10 |
| #4 Power | 8599-4594 | 6.35 | 7.5 | #4 - #5 |
| | 8599-4593 | 4 | 5.8 | #6 - #8 |

Orientations

Polarization is determined by the master keyway position.
The secondary keyway positions remain fixed.



| Shell size | Angles (degrees) | | | | |
|------------|------------------|----|----|-----|-----|
| | N | A | B | C | D |
| 09 | 95 | 77 | - | - | 113 |
| 11 | 95 | 81 | 67 | 123 | 109 |
| 13 | 95 | 75 | 63 | 127 | 115 |
| 15 | 95 | 74 | 61 | 129 | 116 |
| 17 | 95 | 77 | 65 | 125 | 113 |
| 19 | 95 | 77 | 65 | 125 | 113 |
| 21 | 95 | 77 | 65 | 125 | 113 |
| 23 | 95 | 80 | 69 | 121 | 110 |
| 25 | 95 | 80 | 69 | 121 | 110 |

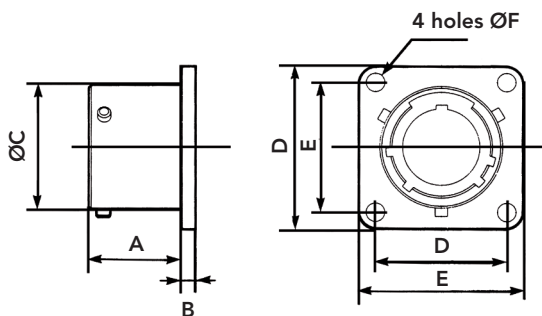
8LT Series

MIL-DTL-38999 Series I

Panel gasket

| Shell size | Part numbers | |
|------------|--|--|
| | Gasket for receptacle type 0, 2, 3 (to be ordered separately) | O ring for receptacle type 7 (shipped with connector) |
| 09 | 8599-5541 | AS3582-019 |
| 11 | 8599-5542 | AS3582-022 |
| 13 | 8599-5543 | AS3582-024 |
| 15 | 8599-5544 | AS3582-026 |
| 17 | 8599-5545 | AS3582-028 |
| 19 | 8599-5546 | AS3582-128 |
| 21 | 8599-5547 | AS3582-130 |
| 23 | 8599-5548 | AS3582-132 |
| 25 | 8599-5549 | AS3582-134 |

Dummy receptacles



| Shell size | Part numbers* | A Max | B Max | ØC Max | D Max | E | ØF |
|------------|---------------|-------|-------|--------|-------|-------|------|
| 09 | 8LT0-09GUR | 16.05 | 2.54 | 14.53 | 24.25 | 18.26 | 3.25 |
| | 8LT0-09FUR | | | | | | |
| 11 | 8LT0-11GUR | 16.05 | 2.54 | 17.78 | 26.60 | 20.62 | 3.25 |
| | 8LT0-11FUR | | | | | | |
| 13 | 8LT0-13GUR | 16.05 | 2.54 | 21.59 | 29.00 | 23.01 | 3.25 |
| | 8LT0-13FUR | | | | | | |
| 15 | 8LT0-15GUR | 16.05 | 2.54 | 24.77 | 31.35 | 24.61 | 3.25 |
| | 8LT0-15FUR | | | | | | |
| 17 | 8LT0-17GUR | 16.05 | 2.54 | 27.94 | 33.75 | 26.97 | 3.25 |
| | 8LT0-17FUR | | | | | | |
| 19 | 8LT0-19GUR | 16.05 | 2.54 | 30.66 | 36.90 | 29.36 | 3.25 |
| | 8LT0-19FUR | | | | | | |
| 21 | 8LT0-21GUR | 15.29 | 3.30 | 33.83 | 40.10 | 31.75 | 3.25 |
| | 8LT0-21FUR | | | | | | |
| 23 | 8LT0-23GUR | 15.29 | 3.30 | 37.00 | 43.25 | 34.93 | 3.73 |
| | 8LT0-23FUR | | | | | | |
| 25 | 8LT0-25GUR | 15.29 | 3.30 | 40.18 | 46.50 | 38.10 | 3.73 |
| | 8LT0-25FUR | | | | | | |

* F or G = Plating. (F Nickel, G Olive green cadmium)

Note: All dimensions are in millimeters (mm)

8LT Series

MIL-DTL-38999 Series I

Cross reference list : Part Numbers Souriau and Specifications : NFC 93422 / MIL DTL 38999

Connectors

| SOURIAU | NFC 93422 HE 308 | MIL DTL 38999 Serie I | Designation |
|--|--|--|---|
| 8LT0●●B●●P/SN 8LT0●●F●●P/SN | HE30800T●●●●P/SN7 M HE30800T●●●●P/SN6 M | MS27466T●●B●●P/S●* MS27466T●●F●●P/S●* | Square flange receptacle |
| 8LT1●●B●●P/SN 8LT1●●F●●P/SN | - - | - - | Cable connecting receptacle |
| 8LT2●●B●●P/SN 8LT2●●F●●P/SN | - - | MS27505E●●B●●P/S●* MS27505E●●F●●P/S●* | Square flange receptacle not accepting backshell |
| 8LT3●●B●●P/SN 8LT3●●F●●P/SN | - - | MS27656T●●B●●P/S●* MS27656T●●F●●P/S●* | Square flange receptacle (rear mounting) |
| 8LT5●●B●●P/SN 8LT5●●F●●P/SN | HE30806T●●●●P/SN7 M HE30806T●●●●P/SN6 M | MS27467T●●B●●P/S●* MS27467T●●F●●P/S●* | Plug with RFI shielding |
| 8LT15●●B●●P/SN 8LT15●●F●●P/SN | - - | MS27467E●●B●●P/S●* MS27467E●●F●●P/S●* | Plug with RFI shielding not accepting backshell |
| 8LT7●●B●●P/SN 8LT7●●F●●P/SN | HE30807T●●●●P/SN7 M HE30807T●●●●P/SN6 M | MS27468T●●B●●P/S●* MS27468T●●F●●P/S●* | Jam nut receptacle |
| 8LT7S●●B●●P/SN (#22D) 8LT7S●●F●●P/SN (#22D) | HE30811T●●●●P/SN7 M HE30811T●●●●P/SN6 M | - - | Jam nut receptacle with PC Tail contacts |
| 8LT7C●●B●●P/SN (#20, #16, #12) 8LT7C●●F●●P/SN (#20, #16, #12) | HE30811T●●●●P/SN7 M HE30811T●●●●P/SN6 M | - - | Jam nut receptacle with PC Tail contacts |
| 8LT26●●B●●P/SN 8LT26●●F●●P/SN | HE30826T●●●●P/SN7 M - | - - | Floating plug for rack HE308 |
| 8LT27●●B●●P/SN 8LT27●●F●●P/SN | HE30827T●●●●P/SN7 M - | - - | Receptacle for rack HE308 with possibility to mount rear accessories |
| 8LT27S●●B●●P/SN (#22D) 8LT27C●●B●●P/SN (#20, #16, #12) | HE30821T●●●●P/SN7 M HE30821T●●●●P/SN7 M | - - | Receptacle for rack HE308 with PC Tail contacts |
| 8LT23●●B●●P/SN | - | - | Square flange receptacle |

* Standard P/S : . None = N position,
. Use A,B,C,D for other orientations

Backshells

| SOURIAU | NFC 93422 HE 308 | MIL DTL 38999 Serie I | Designation |
|---|-----------------------------------|----------------------------|---|
| 8LST●●●●B01 8LST●●●●F01 | - - | M8504927●●W M8504927●●N | Backnut |
| 8LST●●●●B02 8LST●●●●F02 8LST●●●●G02 | - HE308-11●●26 HE308-11●●27 | - - - | Straight cable clamp |
| 8LST●●●●B03 8LST●●●●F03 8LST●●●●G03 | - HE308-12●●26 HE308-12●●27 | - - - | Elbow cable clamp |
| 8LST●●●●B071 8LST●●●●F071 | HE308-13●●17 HE308-13●●16 | - - | Backshell for screen termination and heatshrink sleeving |

8LT Series

MIL-DTL-38999 Series I

Caps

| SOURIAU | NFC 93422 / HE 308 | MIL-DTL-38999 Series I | Designation |
|------------------------|------------------------------|----------------------------|----------------------------------|
| 8LTE04B●● 8LTE04F●● | HE308-B00●●7 HE308-B00●●6 | - - | Cap for square flange receptacle |
| 8LTE06B●● 8LTE06F●● | HE308-B07●●7 HE308-B07●●6 | - - | Cap for jam nut receptacle |
| 8LTF05B●● 8LTF05F●● | HE308-B16●●7 HE308-B16●●6 | - - | Cap for plug |
| 8LTF07B●● 8LTF07F●● | HE308-B06●●7 HE308-B06●●6 | - - | Cap for plug |
| 8LTE01B●● 8LTE01F●● | - - | MS27502B●●C MS27502F●●C | Cap for receptacle |
| 8LTE02B●● 8LTE02F●● | - - | MS27502B●●N MS27502F●●N | Cap for receptacle |
| 8LTF01B●● 8LTF01F●● | - - | MS27501B●●C MS27501F●●C | Cap for plug |

Contacts

See page 35

8LT Series

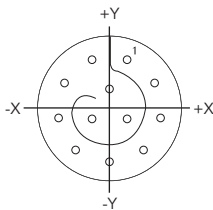
MIL-DTL-38999 Series I

Coordinates for straight PC tail terminations Viewed from front face of male insulator

Hole sizes: 1mm min. (#22 and #20 contacts) and 1.3mm min. (#16 contact) coordinates in mm.

09 / A

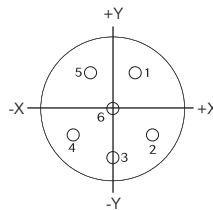
12



| Ctc | X | Y |
|-----|-------|-------|
| 1 | +0.92 | +2.54 |
| 2 | +2.34 | +1.35 |
| 3 | +2.66 | -0.47 |
| 4 | +1.74 | -2.07 |
| 5 | 0.00 | -2.70 |
| 6 | -1.74 | -2.07 |

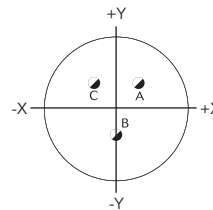
| Ctc | X | Y |
|-----|-------|-------|
| 7 | -2.66 | -0.47 |
| 8 | -2.34 | +1.35 |
| 9 | -0.92 | +2.54 |
| 10 | 0.00 | +1.03 |
| 11 | +0.89 | -0.51 |
| 12 | -0.89 | -0.51 |

35



| Ctc | X | Y |
|-----|-------|-------|
| 1 | +1.14 | +1.98 |
| 2 | +1.98 | -1.14 |
| 3 | 0.00 | -2.29 |
| 4 | +1.98 | -1.14 |
| 5 | +1.14 | +1.98 |
| 6 | 0.00 | 0.00 |

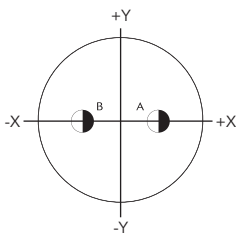
98



| Ctc | X | Y |
|-----|-------|-------|
| A | +1.65 | +0.97 |
| B | 0.00 | -1.90 |
| C | -1.65 | +0.97 |

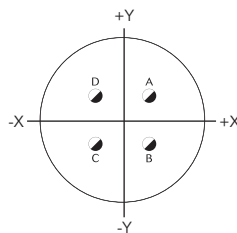
11 / B

02



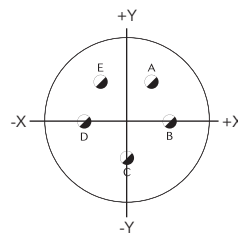
| Ctc | X | Y |
|-----|------|-------|
| A | 0.00 | +2.41 |
| B | 0.00 | -2.41 |

04



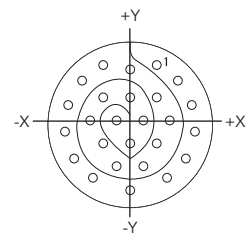
| Ctc | X | Y |
|-----|-------|-------|
| A | +1.65 | +1.65 |
| B | +1.65 | -1.65 |
| C | -1.65 | -1.65 |
| D | -1.65 | +1.65 |

05



| Ctc | X | Y |
|-----|-------|-------|
| A | +1.65 | +1.42 |
| B | +2.86 | -1.65 |
| C | 0.00 | -3.30 |
| D | -2.86 | -1.65 |
| E | -1.65 | +1.42 |

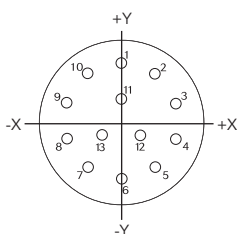
26



| Ctc | X | Y |
|-----|-------|-------|
| 1 | +1.69 | +3.79 |
| 2 | +3.09 | +2.77 |
| 3 | +3.95 | +1.28 |
| 4 | +4.13 | -0.44 |
| 5 | +3.58 | -2.10 |
| 6 | +2.40 | -3.37 |
| 7 | 0.00 | -4.13 |
| 8 | -2.40 | -3.37 |
| 9 | -3.58 | -2.10 |
| 10 | -4.13 | -0.44 |
| 11 | -3.95 | +1.28 |
| 12 | -3.09 | +2.77 |
| 13 | -1.69 | +3.79 |

| Ctc | X | Y |
|-----|-------|-------|
| 14 | 0.00 | +3.50 |
| 15 | +1.70 | +1.76 |
| 16 | +2.55 | +0.29 |
| 17 | +1.70 | -1.18 |
| 18 | +0.85 | -2.65 |
| 19 | -0.85 | -2.65 |
| 20 | -1.70 | -1.18 |
| 21 | -2.55 | +0.29 |
| 22 | -1.70 | +1.76 |
| 23 | 0.00 | +1.76 |
| 24 | +0.85 | +0.29 |
| 25 | 0.00 | -1.18 |
| 26 | -0.85 | +0.29 |

35



| Ctc | X | Y |
|-----|-------|-------|
| 1 | 0.00 | +3.71 |
| 2 | +2.16 | +3.00 |
| 3 | +3.51 | +1.14 |
| 4 | +3.51 | -1.14 |
| 5 | +2.16 | -3.00 |

| Ctc | X | Y |
|-----|-------|-------|
| 6 | 0.00 | -3.71 |
| 7 | -2.16 | -3.00 |
| 8 | -3.51 | -1.14 |
| 9 | -3.51 | +1.14 |

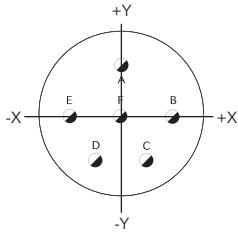
| Ctc | X | Y |
|-----|-------|-------|
| 10 | -2.16 | +3.00 |
| 11 | 0 | +1.42 |
| 12 | +1.24 | -0.89 |
| 13 | -1.24 | -0.89 |

8LT Series

MIL-DTL-38999 Series I

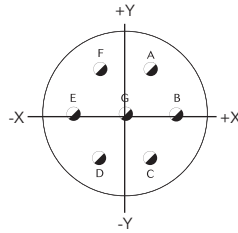
11 / B

98



| Ctc | X | Y |
|-----|-------|-------|
| A | 0.00 | +3.30 |
| B | +3.30 | 0.00 |
| C | +1.65 | -2.87 |
| D | -1.65 | -2.87 |
| E | -3.30 | 0.00 |
| F | 0.00 | 0.00 |

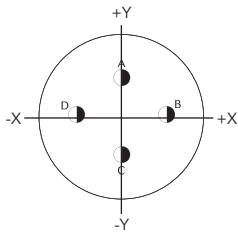
99



| Ctc | X | Y |
|-----|-------|-------|
| A | +1.65 | +2.85 |
| B | +3.30 | 0.00 |
| C | +1.65 | -2.87 |
| D | -1.65 | -2.87 |
| E | -3.30 | 0.00 |
| F | -1.65 | +2.87 |
| G | 0.00 | 0.00 |

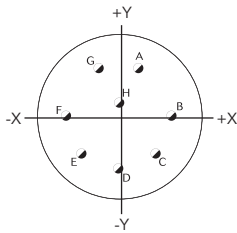
13 / C

04



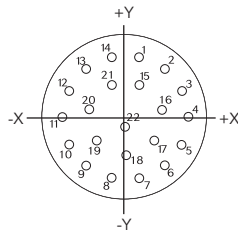
| Ctc | X | Y |
|-----|-------|-------|
| A | 0.00 | +3.81 |
| B | +3.71 | +0.89 |
| C | 0.00 | -2.11 |
| D | -3.71 | +0.89 |

08



| Ctc | X | Y |
|-----|-------|-------|
| A | +1.65 | +3.99 |
| B | +4.32 | 0.00 |
| C | +3.05 | -3.05 |
| D | 0.00 | -4.32 |
| E | -3.05 | -3.05 |
| F | -4.32 | 0.00 |
| G | -1.65 | +3.99 |
| H | 0.00 | +1.12 |

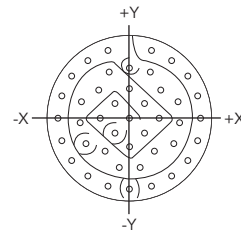
35



| Ctc | X | Y |
|-----|-------|-------|
| 1 | +1.14 | +5.00 |
| 2 | +3.20 | +4.01 |
| 3 | +4.62 | +2.24 |
| 4 | +5.16 | 0.00 |
| 5 | +4.62 | -2.24 |
| 6 | +3.20 | -4.01 |
| 7 | +1.14 | -5.00 |
| 8 | -1.14 | -5.00 |
| 9 | -3.20 | -4.01 |
| 10 | -4.62 | -2.24 |
| 11 | -5.16 | 0.00 |

| Ctc | X | Y |
|-----|-------|-------|
| 12 | -4.62 | +2.24 |
| 13 | -3.20 | +4.01 |
| 14 | -1.14 | +5.00 |
| 15 | +1.14 | +2.72 |
| 16 | +2.97 | +0.66 |
| 17 | +2.36 | -1.91 |
| 18 | 0.00 | -3.05 |
| 19 | -2.36 | -1.91 |
| 20 | -2.97 | +0.66 |
| 21 | -1.14 | +2.72 |
| 22 | 0.00 | -0.76 |

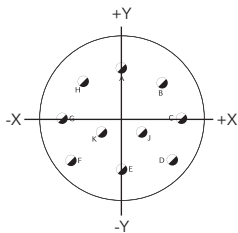
43



| Ctc | X | Y |
|-----|-------|-------|
| 1 | +1.80 | +5.54 |
| 2 | -1.80 | +5.54 |
| 3 | +3.42 | +4.71 |
| 4 | +4.71 | +3.42 |
| 5 | +5.54 | +1.80 |
| 6 | +5.82 | 0.00 |
| 7 | +5.54 | -1.80 |
| 8 | +4.71 | -3.42 |
| 9 | +3.42 | -4.71 |
| 10 | +1.80 | -5.54 |
| 11 | 0.00 | -5.82 |
| 12 | -1.80 | -5.54 |
| 13 | -3.42 | -4.71 |
| 14 | -4.71 | -3.42 |
| 15 | -5.54 | -1.80 |
| 16 | -5.82 | 0.00 |
| 17 | -5.54 | +1.80 |
| 18 | -4.71 | +3.42 |
| 19 | -3.42 | +4.71 |
| 20 | 0.00 | +4.12 |
| 21 | +1.68 | +3.76 |
| 22 | +2.54 | +2.28 |

| Ctc | X | Y |
|-----|-------|-------|
| 23 | +3.92 | +1.27 |
| 24 | +4.10 | -0.43 |
| 25 | +3.57 | -2.06 |
| 26 | +1.99 | -2.74 |
| 27 | +0.86 | -4.03 |
| 28 | -0.86 | -4.03 |
| 29 | -1.99 | -2.74 |
| 30 | -3.57 | -2.06 |
| 31 | -4.10 | -0.43 |
| 32 | -3.92 | +1.27 |
| 33 | -2.54 | +2.28 |
| 34 | -1.68 | +3.76 |
| 35 | 0.00 | +2.42 |
| 36 | +1.21 | +1.21 |
| 37 | +2.42 | 0.00 |
| 38 | +1.21 | -1.21 |
| 39 | 0.00 | -2.42 |
| 40 | -1.21 | -1.21 |
| 41 | -2.42 | 0.00 |
| 42 | -1.21 | +1.21 |
| 43 | 0.00 | 0.00 |

98



| Ctc | X | Y |
|-----|-------|-------|
| A | 0.00 | +4.95 |
| B | +3.18 | +3.81 |
| C | +4.90 | +0.76 |
| D | +4.17 | -2.67 |
| E | 0.00 | -3.43 |

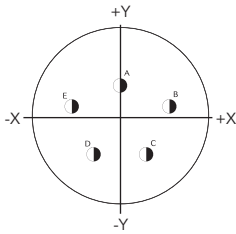
| Ctc | X | Y |
|-----|-------|-------|
| F | -4.17 | -2.67 |
| G | -4.90 | +0.76 |
| H | -3.18 | +3.81 |
| J | +1.65 | -0.38 |
| K | -1.65 | -0.38 |

8LT Series

MIL-DTL-38999 Series I

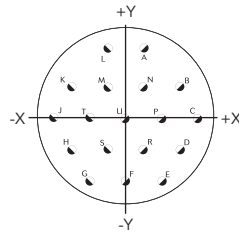
15 / D

05



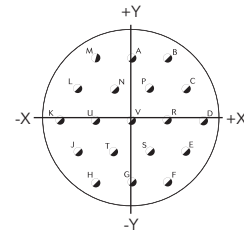
| Ctc | X | Y |
|-----|-------|-------|
| A | 0 | +2.54 |
| B | +4.42 | +0.61 |
| C | +2.39 | +3.76 |
| D | -2.39 | -3.76 |
| E | -4.42 | +0.61 |

18



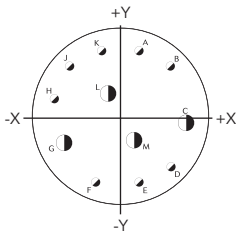
| Ctc | X | Y | Ctc | X | Y |
|-----|-------|-------|-----|-------|-------|
| A | +1.65 | +6.40 | K | -4.95 | +2.87 |
| B | +4.95 | +2.87 | L | -1.65 | +6.40 |
| C | +6.60 | 0.00 | M | -1.65 | +2.87 |
| D | +4.95 | -2.87 | N | +1.65 | +2.87 |
| E | +3.30 | -5.72 | P | +3.30 | 0.00 |
| F | 0.00 | -5.72 | R | +1.65 | -2.87 |
| G | -3.30 | -5.72 | S | -1.65 | -2.87 |
| H | -4.95 | -2.87 | T | -3.30 | 0.00 |
| J | -6.60 | 0.00 | U | 0.00 | 0.00 |

19



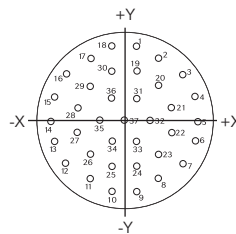
| Ctc | X | Y | Ctc | X | Y |
|-----|-------|-------|-----|-------|-------|
| A | 0.00 | +5.72 | L | -4.95 | +2.87 |
| B | +3.30 | +5.72 | M | -3.30 | +5.72 |
| C | +4.95 | +2.87 | N | -1.65 | +2.87 |
| D | +6.60 | 0.00 | P | +1.65 | +2.87 |
| E | +4.95 | -2.87 | R | +3.30 | 0.00 |
| F | +3.30 | -5.72 | S | +1.65 | -2.87 |
| G | 0.00 | -5.72 | T | -1.65 | -2.87 |
| H | -3.30 | -5.72 | U | -3.30 | 0.00 |
| J | -4.95 | -2.87 | V | 0.00 | 0.00 |
| K | -6.60 | 0.00 | | | |

97



| Ctc | X | Y |
|-----|-------|-------|
| A | +1.65 | +5.94 |
| B | +4.52 | +4.52 |
| C | +5.84 | -0.58 |
| D | +4.52 | -4.52 |
| E | +1.65 | -5.94 |
| F | -2.26 | -5.97 |
| G | -5.26 | -2.41 |
| H | -5.94 | +1.65 |
| J | -4.52 | +4.52 |
| K | -1.65 | +5.94 |
| L | -1.19 | +2.06 |
| M | +1.19 | -2.06 |

35



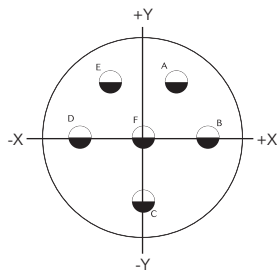
| Ctc | X | Y | Ctc | X | Y |
|-----|-------|-------|-----|-------|-------|
| 1 | +1.14 | +6.65 | 20 | +3.12 | +3.02 |
| 2 | +3.12 | +5.51 | 21 | +4.32 | +1.02 |
| 3 | +5.36 | +4.06 | 22 | +4.32 | -1.27 |
| 4 | +6.45 | +2.03 | 23 | +3.12 | -3.23 |
| 5 | +6.75 | -0.25 | 24 | +1.14 | -4.37 |
| 6 | +6.27 | -2.49 | 25 | -1.14 | -4.37 |
| 7 | +5.08 | -4.45 | 26 | -3.12 | -3.23 |
| 8 | +3.30 | -5.89 | 27 | -4.32 | -1.27 |
| 9 | +1.14 | -6.65 | 28 | -4.32 | +1.02 |
| 10 | -1.14 | -6.65 | 29 | -3.12 | +3.02 |
| 11 | -3.30 | -5.89 | 30 | -1.14 | +4.37 |
| 12 | -5.08 | -4.45 | 31 | +1.14 | +1.88 |
| 13 | -6.27 | -2.49 | 32 | +2.29 | -0.10 |
| 14 | -6.76 | -0.25 | 33 | +1.14 | -2.08 |
| 15 | -6.45 | +2.03 | 34 | -1.14 | -2.08 |
| 16 | -5.36 | +4.06 | 35 | -2.29 | -0.10 |
| 17 | -3.12 | +5.51 | 36 | -1.14 | +1.88 |
| 18 | -1.14 | +6.65 | 37 | 0.00 | -0.10 |
| 19 | +1.14 | +4.37 | | | |

8LT Series

MIL-DTL-38999 Series I

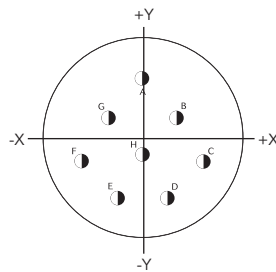
17 / E

06



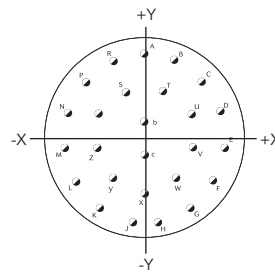
| Ctc | X | Y |
|-----|-------|-------|
| A | +3.07 | +5.31 |
| B | +6.12 | 0.00 |
| C | 0.00 | -6.12 |
| D | -6.12 | 0.00 |
| E | -3.07 | +5.31 |
| F | 0.00 | 0.00 |

08



| Ctc | X | Y |
|-----|-------|-------|
| A | 0.00 | +5.99 |
| B | +3.25 | +2.18 |
| C | +5.84 | -1.98 |
| D | +2.39 | -5.49 |
| E | -2.39 | -5.49 |
| F | -5.84 | -1.98 |
| G | -3.25 | +2.18 |
| H | 0.00 | -1.32 |

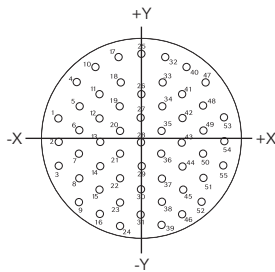
26



| Ctc | X | Y |
|-----|-------|-------|
| A | 0.00 | +8.15 |
| B | +3.33 | +7.44 |
| C | +6.07 | +5.44 |
| D | +7.75 | +2.51 |
| E | +8.10 | -0.86 |
| F | +7.06 | -4.09 |
| G | +4.80 | -6.60 |
| H | +1.70 | -7.98 |

| Ctc | X | Y |
|-----|-------|-------|
| J | -1.70 | -7.98 |
| K | -4.80 | -6.60 |
| L | -7.06 | -4.09 |
| M | -8.10 | -0.86 |
| N | -7.75 | +2.51 |
| P | -6.07 | +5.44 |
| R | -3.33 | +7.44 |
| S | -1.78 | +4.50 |
| T | +1.78 | +4.50 |
| U | +4.45 | +2.39 |
| V | +4.53 | -0.91 |
| W | +3.02 | -3.84 |
| X | 0.00 | -5.16 |
| Y | -3.02 | -3.84 |
| Z | -4.53 | -0.91 |
| a | -4.45 | +2.39 |
| b | 0.00 | +1.65 |
| c | 0.00 | -1.65 |

35



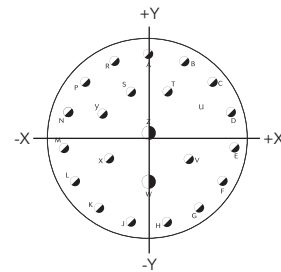
| Ctc | X | Y |
|-----|-------|-------|
| 1 | -7.92 | +2.18 |
| 2 | -7.92 | -0.10 |
| 3 | -7.92 | -2.39 |
| 4 | -6.15 | +5.61 |
| 5 | -5.94 | +3.33 |
| 6 | -5.94 | +1.04 |
| 7 | -5.94 | -1.24 |
| 8 | -5.94 | -3.53 |
| 9 | -5.94 | -5.82 |
| 10 | -4.37 | +7.09 |
| 11 | -3.96 | +4.47 |
| 12 | -3.96 | +2.18 |

| Ctc | X | Y |
|-----|-------|-------|
| 13 | -3.96 | -0.10 |
| 14 | -3.96 | -2.39 |
| 15 | -3.96 | -4.67 |
| 16 | -3.96 | -6.96 |
| 17 | -2.26 | +8.03 |
| 18 | -1.98 | +5.61 |
| 19 | -1.98 | +3.33 |
| 20 | -1.98 | +1.04 |
| 21 | -1.98 | -1.24 |
| 22 | -1.98 | -3.53 |
| 23 | -1.98 | -5.82 |
| 24 | -1.98 | -8.10 |

| Ctc | X | Y |
|-----|-------|-------|
| 25 | 0.00 | +8.36 |
| 26 | 0.00 | +4.47 |
| 27 | 0.00 | +2.18 |
| 28 | 0.00 | -0.10 |
| 29 | 0.00 | -2.39 |
| 30 | 0.00 | +4.67 |
| 31 | 0.00 | -6.96 |
| 32 | +2.26 | +8.03 |
| 33 | +1.98 | +5.61 |
| 34 | +1.98 | +3.33 |
| 35 | +1.98 | +1.04 |

| Ctc | X | Y |
|-----|-------|-------|
| 41 | +3.96 | +4.47 |
| 42 | +3.96 | +2.18 |
| 43 | +3.96 | -0.10 |
| 44 | +3.96 | -2.39 |
| 45 | +3.96 | -4.67 |
| 46 | +3.96 | -6.96 |
| 47 | +6.15 | +5.61 |
| 48 | +5.94 | +3.33 |
| 49 | +5.94 | +1.04 |
| 50 | +5.94 | -1.24 |
| 51 | +5.94 | -3.53 |
| 52 | +5.94 | -5.82 |
| 53 | +7.92 | +2.18 |
| 54 | +7.92 | -0.10 |
| 55 | +7.92 | -2.39 |

99



| Ctc | X | Y |
|-----|-------|-------|
| A | 0.00 | +8.15 |
| B | +3.33 | +7.44 |
| C | +6.07 | +5.44 |
| D | +7.75 | +2.51 |
| E | +8.10 | -0.86 |
| F | +7.06 | -4.09 |
| G | +4.80 | -6.60 |
| H | +1.70 | -7.98 |
| J | -1.70 | -7.98 |
| K | -4.80 | -6.60 |
| L | -7.06 | -4.09 |
| M | -8.10 | -0.86 |

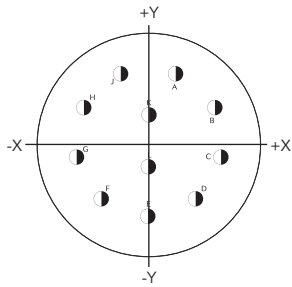
| Ctc | X | Y |
|-----|-------|-------|
| N | -7.75 | +2.51 |
| P | -6.07 | +5.44 |
| R | -3.33 | +7.44 |
| S | -1.78 | +4.50 |
| T | +1.78 | +4.50 |
| U | +4.45 | +2.39 |
| V | +3.81 | -1.91 |
| W | 0.00 | -4.09 |
| X | -3.81 | -1.91 |
| Y | -4.45 | +2.39 |
| Z | 0.00 | +0.64 |

8LT Series

MIL-DTL-38999 Series I

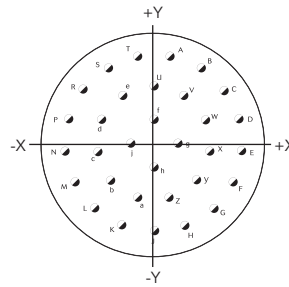
19 / F

11



| Ctc | X | Y |
|-----|-------|-------|
| A | +2.67 | +6.60 |
| B | +6.35 | +3.35 |
| C | +6.99 | -1.35 |
| D | +4.55 | -5.46 |
| E | 0.00 | -7.14 |
| F | -4.55 | -5.46 |
| G | -6.99 | -1.35 |
| H | -6.35 | +3.35 |
| J | -2.67 | +6.60 |
| K | 0.00 | +2.67 |
| L | 0.00 | -2.34 |

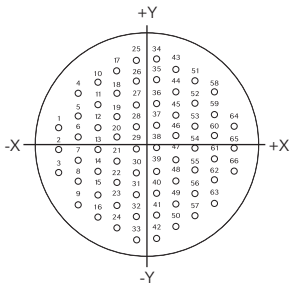
32



| Ctc | X | Y |
|-----|-------|-------|
| A | +1.68 | +8.97 |
| B | +4.80 | +7.75 |
| C | +7.26 | +5.51 |
| D | +8.76 | +2.49 |
| E | +9.07 | -0.84 |
| F | +8.15 | -4.06 |
| G | +6.15 | -6.73 |
| H | +3.30 | -8.51 |
| J | 0.00 | -9.12 |
| K | -3.30 | -8.51 |
| L | -6.15 | -6.73 |
| M | -8.15 | -4.06 |
| N | -9.07 | -0.84 |
| P | -8.76 | +2.49 |
| R | -7.26 | +5.51 |
| S | -4.80 | +7.75 |

| Ctc | X | Y |
|-----|-------|-------|
| T | -1.68 | +8.97 |
| U | 0.00 | +5.84 |
| V | +3.15 | +4.90 |
| W | +5.31 | +2.41 |
| X | +5.79 | -0.84 |
| Y | +4.42 | -3.84 |
| Z | +1.65 | -5.61 |
| a | -1.65 | -5.61 |
| b | -4.42 | -3.84 |
| c | -5.79 | -0.84 |
| d | -5.31 | +2.41 |
| e | -3.15 | +4.90 |
| f | 0.00 | +2.44 |
| g | +2.44 | 0.00 |
| h | 0.00 | -2.44 |
| j | -2.44 | 0.00 |

35



| Ctc | X | Y |
|-----|-------|-------|
| 1 | -9.07 | +2.29 |
| 2 | -9.07 | +0.08 |
| 3 | -9.07 | -2.29 |
| 4 | -7.09 | +5.72 |
| 5 | -7.09 | +3.43 |
| 6 | -7.09 | +1.14 |
| 7 | -7.09 | -1.14 |
| 8 | -7.09 | -3.43 |
| 9 | -7.09 | -5.72 |
| 10 | -5.11 | +6.86 |
| 11 | -5.11 | +4.57 |
| 12 | -5.11 | +2.29 |
| 13 | -5.11 | 0.00 |
| 14 | -5.11 | -2.29 |

| Ctc | X | Y |
|-----|-------|-------|
| 15 | -5.11 | -4.57 |
| 16 | -5.11 | -6.86 |
| 17 | -3.12 | +8.00 |
| 18 | +3.12 | +5.72 |
| 19 | -3.12 | +3.43 |
| 20 | -3.12 | +1.14 |
| 21 | -3.12 | -1.14 |
| 22 | -3.12 | -3.43 |
| 23 | -3.12 | -5.72 |
| 24 | -3.12 | -8.00 |
| 25 | -1.14 | +9.14 |
| 26 | -1.14 | +6.86 |
| 27 | -1.14 | +4.57 |

| Ctc | X | Y |
|-----|-------|-------|
| 28 | -1.14 | +2.29 |
| 29 | -1.14 | 0.00 |
| 30 | -1.14 | -2.29 |
| 31 | -1.14 | -4.57 |
| 32 | -1.14 | -6.86 |
| 33 | -1.14 | -9.14 |
| 34 | +1.14 | +9.14 |
| 35 | +1.14 | +6.86 |
| 36 | +1.14 | +4.57 |
| 37 | +1.14 | +2.29 |
| 38 | +1.14 | 0.00 |
| 39 | +1.14 | -2.29 |
| 40 | +1.14 | -4.57 |

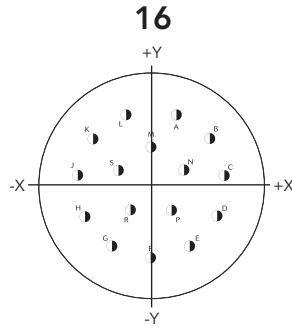
| Ctc | X | Y |
|-----|-------|-------|
| 41 | +1.14 | -6.86 |
| 42 | +1.14 | -9.14 |
| 43 | +3.12 | +8.00 |
| 44 | +3.12 | +5.72 |
| 45 | +3.12 | +3.43 |
| 46 | +3.12 | +1.14 |
| 47 | +3.12 | -1.14 |
| 48 | +3.12 | -3.43 |
| 49 | +3.12 | -5.72 |
| 50 | +3.12 | -8.00 |
| 51 | +5.11 | +6.86 |
| 52 | +5.11 | +4.57 |
| 53 | +5.11 | +2.29 |

| Ctc | X | Y |
|-----|-------|-------|
| 54 | +5.11 | 0.00 |
| 55 | +5.11 | -2.29 |
| 56 | +5.11 | -4.57 |
| 57 | +5.11 | -6.86 |
| 58 | +7.09 | +5.72 |
| 59 | +7.09 | +3.43 |
| 60 | +7.09 | +1.14 |
| 61 | +7.09 | -1.14 |
| 62 | +7.09 | -3.43 |
| 63 | +7.09 | -5.72 |
| 64 | +9.07 | +2.29 |
| 65 | +9.07 | 0.00 |
| 66 | +9.07 | -2.29 |

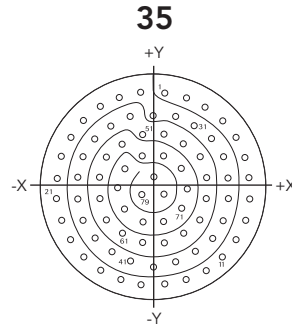
8LT Series

MIL-DTL-38999 Series I

21 / G



| Ctc | X | Y | Ctc | X | Y |
|-----|-------|-------|-----|-------|-------|
| A | +3.00 | +8.18 | J | -8.66 | +0.91 |
| B | +6.88 | +5.36 | K | -6.88 | +5.36 |
| C | +8.66 | +0.91 | L | -3.00 | +8.18 |
| D | +7.82 | -3.81 | M | 0.00 | +4.45 |
| E | +4.62 | -7.37 | N | +3.91 | +1.57 |
| F | 0.00 | -8.71 | P | +2.39 | -3.10 |
| G | -4.62 | -7.37 | R | -2.39 | -3.10 |
| H | -7.82 | -3.81 | S | -3.91 | +1.57 |

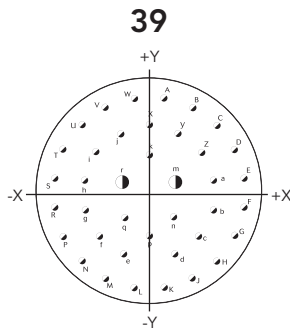


| Ctc | X | Y |
|-----|--------|--------|
| 1 | +1.35 | +10.82 |
| 2 | +3.71 | +10.26 |
| 3 | +5.89 | +9.19 |
| 4 | +7.77 | +7.67 |
| 5 | +9.27 | +5.77 |
| 6 | +10.31 | +3.58 |
| 7 | +10.85 | +1.22 |
| 8 | +10.85 | -1.22 |
| 9 | +10.31 | -3.58 |
| 10 | +9.27 | -5.77 |
| 11 | +7.77 | -7.67 |
| 12 | +5.89 | -9.19 |
| 13 | +3.71 | -10.26 |

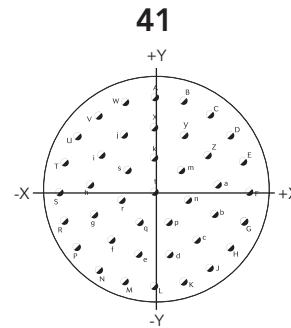
| Ctc | X | Y |
|-----|--------|--------|
| 14 | +1.35 | -10.82 |
| 15 | -1.35 | -10.82 |
| 16 | -3.71 | -10.26 |
| 17 | -5.89 | -9.19 |
| 18 | -7.77 | -7.67 |
| 19 | -9.27 | -5.77 |
| 20 | -10.31 | -3.58 |
| 21 | -10.85 | -1.22 |
| 22 | -10.85 | +1.22 |
| 23 | -10.31 | +3.58 |
| 24 | -9.27 | +5.77 |
| 25 | -7.77 | +7.67 |
| 26 | -5.89 | +9.19 |
| 27 | -3.71 | +10.26 |
| 28 | -1.35 | +10.82 |
| 29 | 0.00 | +8.20 |
| 30 | +2.49 | +8.18 |
| 31 | +4.67 | +7.11 |
| 32 | +6.55 | +5.59 |
| 33 | +7.90 | +3.58 |
| 34 | +8.43 | +1.22 |
| 35 | +8.43 | -1.22 |

| Ctc | X | Y |
|-----|-------|-------|
| 36 | +7.90 | -3.58 |
| 37 | +6.55 | -5.59 |
| 38 | +4.67 | -7.11 |
| 39 | +2.49 | -8.18 |
| 40 | 0.00 | -8.81 |
| 41 | -2.49 | -8.18 |
| 42 | -4.67 | -7.11 |
| 43 | -6.55 | -5.59 |
| 44 | -7.90 | -3.58 |
| 45 | -8.43 | -1.22 |
| 46 | -8.43 | +1.22 |
| 47 | -7.90 | +3.58 |
| 48 | -6.55 | +5.59 |
| 49 | -4.67 | +7.11 |
| 50 | -2.49 | +8.18 |
| 51 | -1.22 | +6.12 |
| 52 | +1.22 | +6.12 |
| 53 | +3.40 | +5.05 |
| 54 | +5.28 | +3.53 |
| 55 | +6.02 | +1.22 |
| 56 | +6.02 | -1.22 |
| 57 | +5.28 | -3.53 |

| Ctc | X | Y |
|-----|-------|-------|
| 58 | +3.40 | -5.05 |
| 59 | +1.22 | -6.12 |
| 60 | -1.22 | -6.12 |
| 61 | -3.40 | -5.05 |
| 62 | -5.28 | -3.53 |
| 63 | -6.02 | -1.22 |
| 64 | -6.02 | +1.22 |
| 65 | -5.28 | +3.53 |
| 66 | -3.40 | +5.05 |
| 67 | -1.22 | +3.71 |
| 68 | +1.22 | +3.71 |
| 69 | +3.18 | +2.29 |
| 70 | +3.94 | 0.00 |
| 71 | +3.18 | -2.29 |
| 72 | +1.22 | -3.71 |
| 73 | -1.22 | -3.71 |
| 74 | -3.18 | -2.29 |
| 75 | -3.94 | 0.00 |
| 76 | -3.18 | +2.29 |
| 77 | 0.00 | +1.35 |
| 78 | +1.22 | -0.74 |
| 79 | -1.22 | -0.74 |



| Ctc | X | Y | Ctc | X | Y | Ctc | X | Y |
|-----|--------|--------|-----|--------|--------|-----|-------|-------|
| A | +1.65 | +10.44 | P | -9.42 | -4.80 | d | +2.84 | -6.73 |
| B | +4.80 | +9.42 | R | -10.44 | -1.65 | e | -2.84 | -6.73 |
| C | +7.47 | +7.47 | S | -10.44 | +1.65 | f | -5.51 | -4.80 |
| D | +9.42 | +4.80 | T | -9.42 | +4.80 | g | -7.11 | -1.88 |
| E | +10.44 | +1.65 | U | -7.47 | +7.47 | h | -7.11 | +1.45 |
| F | +10.44 | -1.65 | V | -4.80 | +9.42 | i | -5.89 | +4.55 |
| G | +9.42 | -4.80 | W | -1.65 | +10.44 | j | -3.20 | +6.50 |
| H | +7.47 | -7.47 | X | 0.00 | +7.49 | k | 0.00 | +4.17 |
| J | +4.80 | -9.42 | Y | +3.20 | +6.50 | m | +2.90 | +1.22 |
| K | +1.65 | -10.44 | Z | +5.89 | +4.55 | n | +2.69 | -2.72 |
| L | -1.65 | -10.44 | a | +7.11 | +1.45 | p | 0.00 | -4.80 |
| M | -4.80 | -9.42 | b | +7.11 | -1.88 | q | -2.69 | -2.72 |
| N | -7.47 | -7.47 | c | +5.51 | -4.80 | r | -2.90 | +1.22 |



| Ctc | X | Y |
|-----|--------|--------|
| A | 0.00 | +10.60 |
| B | +3.28 | +10.09 |
| C | +6.23 | +8.58 |
| D | +8.58 | +6.23 |
| E | +10.09 | +3.28 |
| F | +10.60 | 0.00 |
| G | +10.09 | -3.28 |
| H | +8.58 | -6.23 |
| J | +6.23 | -8.58 |
| K | +3.28 | -10.09 |
| L | 0.00 | -10.60 |

| Ctc | X | Y |
|-----|--------|--------|
| M | -3.26 | -10.09 |
| N | -6.23 | -8.58 |
| P | -8.58 | -6.23 |
| R | -10.09 | -3.28 |
| S | -10.60 | 0.00 |
| T | -10.09 | +3.28 |
| U | -8.58 | +6.23 |
| V | -6.23 | +8.58 |
| W | -3.28 | +10.09 |
| X | 0.00 | +7.20 |
| Y | +3.35 | +6.38 |

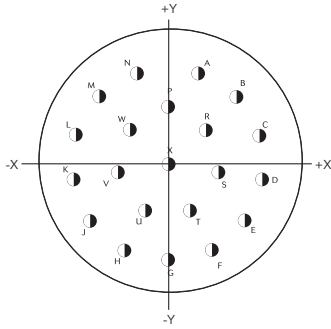
| Ctc | X | Y |
|-----|-------|-------|
| Z | +5.92 | +4.09 |
| a | +7.15 | +0.87 |
| b | +6.73 | -2.55 |
| c | +4.78 | -5.39 |
| d | +1.73 | -6.99 |
| e | -1.73 | -6.99 |
| f | -4.78 | -5.39 |
| g | -6.73 | -2.55 |
| h | -7.15 | +0.87 |
| i | -5.92 | +4.09 |
| j | -3.35 | +6.38 |
| k | 0.00 | +3.81 |
| m | +2.98 | +2.38 |
| n | +3.71 | -0.85 |
| p | +1.66 | -3.43 |
| q | -1.66 | -3.43 |
| r | -3.71 | -0.85 |
| s | -2.98 | +2.38 |
| t | 0.00 | 0.00 |

8LT Series

MIL-DTL-38999 Series I

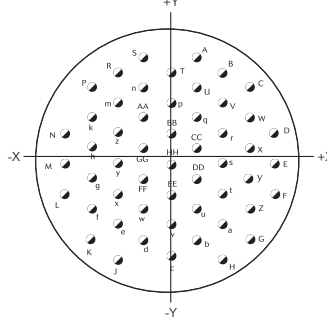
23 / H

21



| Ctc | X | Y |
|-----|--------|--------|
| A | +3.25 | +9.78 |
| B | +7.34 | +7.24 |
| C | +9.80 | +3.12 |
| D | +10.16 | -1.65 |
| E | +8.33 | -6.07 |
| F | +4.65 | -9.19 |
| G | 0.00 | -10.31 |
| H | -4.65 | -9.19 |
| J | -8.33 | -6.07 |
| K | -10.16 | -1.65 |
| L | -9.80 | +3.12 |
| M | -7.34 | +7.24 |
| N | -3.25 | +9.78 |
| P | 0.00 | +6.22 |
| R | +4.06 | +3.71 |
| S | +5.44 | -0.89 |
| T | +2.39 | -4.93 |
| U | -2.39 | -4.93 |
| V | -5.44 | -0.89 |
| W | -4.06 | +3.71 |
| X | 0.00 | 0.00 |

53



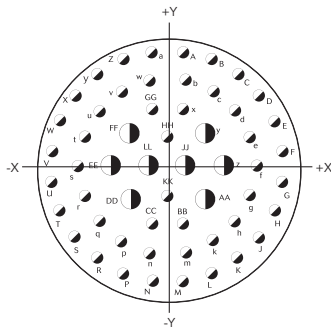
| Ctc | X | Y |
|-----|--------|--------|
| N | -11.43 | +3.30 |
| P | -8.53 | +8.26 |
| R | -5.72 | +9.91 |
| S | -2.84 | +11.56 |
| T | 0.00 | +9.91 |
| U | +2.84 | +8.26 |
| V | +5.72 | +6.60 |
| W | +8.53 | +4.95 |
| X | +8.53 | +1.65 |
| Y | +8.53 | -1.65 |
| Z | +8.53 | -4.95 |
| a | +5.72 | -6.60 |
| b | +2.84 | -8.26 |
| c | 0.00 | -9.91 |
| d | -2.84 | -8.26 |
| e | -5.72 | -6.60 |
| f | -8.53 | -4.95 |
| g | -8.53 | -1.65 |
| h | -8.53 | +1.65 |
| k | -8.53 | +4.95 |
| m | -5.72 | +6.60 |
| n | -2.84 | +8.26 |
| p | 0.00 | +6.60 |
| q | +2.84 | +4.95 |
| r | +5.72 | +3.30 |
| s | +5.72 | 0.00 |
| t | +5.72 | -3.30 |
| u | +2.84 | -4.95 |
| v | 0.00 | -6.60 |
| w | -2.84 | -4.95 |
| x | -5.72 | -3.30 |
| y | -5.72 | 0.00 |
| z | -5.72 | +3.30 |
| AA | -2.84 | +4.95 |
| BB | 0.00 | +3.30 |
| CC | +2.84 | +1.65 |
| DD | +2.84 | -1.65 |
| EE | 0.00 | -3.30 |
| FF | -2.84 | -1.65 |
| GG | -2.84 | +1.65 |
| HH | 0.00 | 0.00 |

| Ctc | X | Y |
|-----|--------|--------|
| A | +2.84 | +11.56 |
| B | +5.72 | +9.91 |
| C | +8.53 | +8.26 |
| D | +11.43 | +3.30 |
| E | +11.43 | 0.00 |
| F | +11.43 | -3.30 |

| Ctc | X | Y |
|-----|--------|--------|
| G | +8.53 | -8.26 |
| H | +5.72 | -10.41 |
| J | -5.72 | -10.41 |
| K | -8.53 | -8.26 |
| L | -11.43 | -3.30 |
| M | -11.43 | 0.00 |

25 / J

04



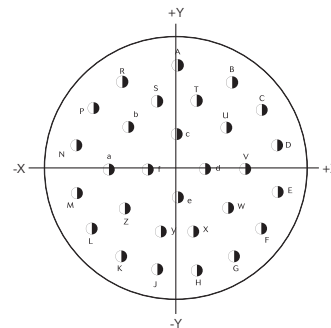
| Ctc | X | Y |
|-----|--------|--------|
| A | +1.75 | +13.49 |
| B | +5.16 | +12.57 |
| C | +8.23 | +10.80 |
| D | +10.77 | +8.28 |
| E | +12.52 | +5.21 |
| F | +13.49 | +1.75 |
| G | +13.49 | -1.75 |

| Ctc | X | Y |
|-----|--------|--------|
| H | +12.52 | -5.21 |
| J | +10.77 | -8.28 |
| K | +8.23 | -10.80 |
| L | +5.16 | -12.57 |
| M | +1.75 | -13.49 |
| N | -1.75 | -13.49 |
| P | -5.16 | -12.57 |

| Ctc | X | Y |
|-----|--------|--------|
| R | -8.23 | -10.80 |
| S | -10.77 | -8.28 |
| T | -12.52 | -5.21 |
| U | -13.49 | -1.75 |
| V | -13.49 | +1.75 |
| W | -12.52 | +5.21 |
| X | -10.77 | +8.28 |
| Y | -8.23 | +10.80 |
| Z | -5.16 | +12.57 |
| a | -1.75 | +13.49 |
| b | +2.18 | +10.08 |
| c | +5.38 | +8.78 |
| d | +7.90 | +6.38 |
| e | +9.58 | +3.35 |
| f | +10.46 | 0.00 |
| g | +9.58 | -3.35 |
| h | +7.90 | -6.38 |
| k | +5.38 | -8.78 |
| m | +2.18 | -10.08 |
| n | -2.18 | -10.08 |
| p | -5.38 | -8.78 |

| Ctc | X | Y |
|-----|--------|--------|
| q | -7.90 | -6.38 |
| r | -9.58 | -3.35 |
| s | -10.46 | 0.00 |
| t | -9.58 | +3.35 |
| u | -7.90 | +6.38 |
| v | -5.38 | +8.78 |
| w | -2.18 | +10.08 |
| x | +1.75 | +6.66 |
| y | +4.37 | +3.78 |
| z | +6.55 | 0.00 |
| AA | +4.37 | -3.78 |
| BB | +1.75 | -6.66 |
| CC | -1.75 | -6.66 |
| DD | -4.37 | -3.78 |
| EE | -6.55 | 0.00 |
| FF | -4.37 | -3.78 |
| GG | -1.75 | -6.66 |
| HH | 0.00 | +3.35 |
| JJ | +2.18 | 0.00 |
| KK | 0.00 | -3.35 |
| LL | -2.18 | 0.00 |

29



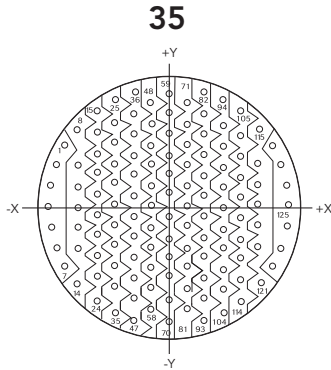
| Ctc | X | Y |
|-----|--------|--------|
| A | 0.00 | +12.22 |
| B | +6.55 | +10.31 |
| C | +10.03 | +7.04 |
| D | +11.91 | +2.77 |
| E | +11.91 | -2.77 |
| F | +10.03 | -7.04 |
| G | +6.68 | -10.31 |
| H | +2.31 | -11.99 |

| Ctc | X | Y |
|-----|--------|--------|
| J | -2.31 | -11.99 |
| K | -6.68 | -10.31 |
| L | -10.03 | -7.04 |
| M | -11.91 | -2.77 |
| N | -11.91 | +2.77 |
| P | -10.03 | +7.04 |
| R | -6.55 | +10.31 |
| S | -2.31 | +8.15 |
| T | +2.31 | +8.15 |
| U | +5.79 | +4.93 |
| V | +8.10 | 0.00 |
| W | +6.10 | -4.60 |
| X | +2.31 | -7.37 |
| Y | -2.31 | -7.37 |
| Z | -6.10 | -4.60 |
| a | -8.10 | 0.00 |
| b | -5.79 | +4.93 |
| c | 0.00 | +4.09 |
| d | +3.40 | 0.00 |
| e | 0.00 | -3.30 |
| f | -3.40 | 0.00 |

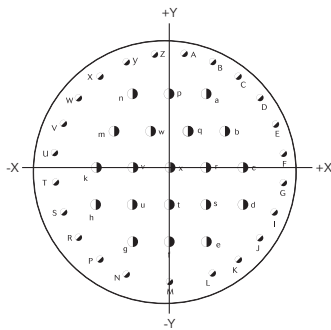
8LT Series

MIL-DTL-38999 Series I

25 / J



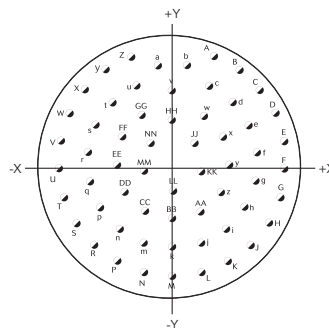
43



| Ctc | X | Y | Ctc | X | Y | Ctc | X | Y | Ctc | X | Y | Ctc | X | Y |
|-----|--------|--------|-----|-------|--------|-----|-------|--------|-----|-------|--------|-----|--------|--------|
| 1 | -12.17 | +7.09 | 27 | -6.32 | +7.24 | 53 | -2.11 | 0.00 | 79 | +2.11 | -7.24 | 104 | +6.32 | -12.07 |
| 2 | -13.21 | +4.83 | 28 | -6.32 | +4.83 | 54 | -2.11 | -2.41 | 80 | +2.11 | -9.65 | 105 | +8.43 | +11.28 |
| 3 | -13.87 | +2.41 | 29 | -6.32 | +2.41 | 55 | -2.11 | -4.83 | 81 | +2.11 | -12.07 | 106 | +8.43 | +8.43 |
| 4 | -14.10 | 0.00 | 30 | -6.32 | 0.00 | 56 | -2.11 | -7.24 | 82 | +4.06 | +13.49 | 107 | +8.43 | +6.02 |
| 5 | -13.87 | -2.41 | 31 | -6.32 | -2.41 | 57 | -2.11 | -9.65 | 83 | +4.22 | +10.85 | 108 | +8.43 | +3.61 |
| 6 | -13.21 | -4.83 | 32 | -6.32 | -4.83 | 58 | -2.11 | -12.07 | 84 | +4.22 | +8.43 | 109 | +8.43 | +1.19 |
| 7 | -12.17 | -7.09 | 33 | -6.32 | -7.24 | 59 | 0.00 | +13.26 | 85 | +4.22 | +6.02 | 110 | +8.43 | -1.19 |
| 8 | -10.77 | +9.07 | 34 | -6.32 | -9.65 | 60 | 0.00 | +10.85 | 86 | +4.22 | +3.61 | 111 | +8.43 | -3.61 |
| 9 | -10.54 | +4.83 | 35 | -6.32 | -12.07 | 61 | 0.00 | +8.43 | 87 | +4.22 | +1.19 | 112 | +8.43 | -6.02 |
| 10 | -10.54 | +2.41 | 36 | -4.06 | +13.49 | 62 | 0.00 | +6.02 | 88 | +4.22 | -1.19 | 113 | +8.43 | -8.43 |
| 11 | -10.54 | 0.00 | 37 | -4.22 | +10.85 | 63 | 0.00 | +3.61 | 89 | +4.22 | -3.61 | 114 | +8.43 | -10.85 |
| 12 | -10.54 | -2.41 | 38 | -4.22 | +8.43 | 64 | 0.00 | +1.19 | 90 | +4.22 | -6.02 | 115 | +10.77 | +9.07 |
| 13 | -10.54 | -4.83 | 39 | -4.22 | +6.02 | 65 | 0.00 | -1.19 | 91 | +4.22 | -8.43 | 116 | +10.54 | +4.83 |
| 14 | -10.77 | -9.07 | 40 | -4.22 | +3.61 | 66 | 0.00 | -3.61 | 92 | +4.22 | -10.85 | 117 | +10.54 | +2.41 |
| 15 | -8.43 | +11.28 | 41 | -4.22 | +1.19 | 67 | 0.00 | -6.02 | 93 | +4.22 | -13.26 | 118 | +10.54 | 0.00 |
| 16 | -8.43 | +8.43 | 42 | -4.22 | -1.19 | 68 | 0.00 | -8.43 | 94 | +6.32 | +12.60 | 119 | +10.54 | -2.41 |
| 17 | -8.43 | +6.02 | 43 | -4.22 | -3.61 | 69 | 0.00 | -10.85 | 95 | +6.32 | +9.65 | 120 | +10.54 | -4.83 |
| 18 | -8.43 | +3.61 | 44 | -4.22 | -6.02 | 70 | 0.00 | -14.10 | 96 | +6.32 | +7.24 | 121 | +10.77 | -9.07 |
| 19 | -8.43 | +1.19 | 45 | -4.22 | -8.43 | 71 | +2.11 | +12.07 | 97 | +6.32 | +4.83 | 122 | +12.17 | +7.09 |
| 20 | -8.43 | -1.19 | 46 | -4.22 | -10.85 | 72 | +2.11 | +9.65 | 98 | +6.32 | +2.41 | 123 | +13.21 | +4.83 |
| 21 | -8.43 | -3.61 | 47 | -4.22 | -13.26 | 73 | +2.11 | +7.34 | 99 | +6.32 | 0.00 | 124 | +13.87 | +2.41 |
| 22 | -8.43 | -6.02 | 48 | -2.11 | +12.07 | 74 | +2.11 | +4.83 | 100 | +6.32 | -2.41 | 125 | +14.10 | 0.00 |
| 23 | -8.43 | -8.43 | 49 | -2.11 | +9.65 | 75 | +2.11 | +2.41 | 101 | +6.32 | -4.83 | 126 | +13.87 | -2.41 |
| 24 | -8.43 | -10.85 | 50 | -2.11 | +7.24 | 76 | +2.11 | 0.00 | 102 | +6.32 | -7.24 | 127 | +13.21 | -4.83 |
| 25 | -6.32 | +12.60 | 51 | -2.11 | +4.83 | 77 | +2.11 | -2.41 | 103 | +6.32 | -9.65 | 128 | +12.17 | -7.09 |
| 26 | -6.32 | +9.65 | 52 | -2.11 | +2.41 | 78 | +2.11 | -4.83 | | | | | | |

| Ctc | X | Y | Ctc | X | Y |
|-----|--------|--------|-----|-------|-------|
| A | +1.75 | +13.49 | Z | -1.75 | +13.4 |
| B | +5.16 | +12.57 | a | +4.37 | +8.74 |
| C | +8.23 | +10.80 | b | +6.55 | +4.37 |
| D | +10.77 | +8.28 | c | +8.74 | 0.00 |
| E | +12.52 | +5.21 | d | +8.74 | -4.37 |
| F | +13.49 | +1.75 | e | +4.37 | -8.74 |
| G | +13.49 | -1.75 | f | 0.00 | -8.74 |
| H | +12.52 | -5.21 | g | -4.37 | -8.74 |
| J | +10.77 | -8.28 | h | -8.74 | -4.37 |
| K | +8.23 | -10.80 | k | -8.74 | 0.00 |
| L | +5.16 | -12.57 | m | -6.55 | +4.37 |
| M | 0.00 | -13.49 | n | -4.37 | +8.74 |
| N | -5.16 | -12.57 | p | 0.00 | +8.74 |
| P | -8.23 | -10.80 | q | +2.18 | +4.37 |
| R | -10.77 | -8.28 | r | +4.37 | 0.00 |
| S | -12.52 | -5.21 | s | +4.37 | -4.37 |
| T | -13.49 | -1.75 | t | 0.00 | -4.37 |
| U | -13.49 | +1.75 | u | -4.37 | -4.37 |
| V | -12.52 | +5.21 | v | -4.37 | 0.00 |
| W | -10.77 | +8.28 | w | -2.18 | +4.37 |
| X | -8.23 | +10.80 | x | 0.00 | 0.00 |
| Y | -5.16 | +12.57 | | | |

61



| Ctc | X | Y | Ctc | X | Y |
|-----|--------|--------|-----|--------|--------|
| A | +4.98 | +12.70 | K | +6.58 | -11.94 |
| B | +7.98 | +11.05 | L | +3.40 | -13.18 |
| C | +10.49 | +8.71 | M | 0.00 | -13.64 |
| D | +12.32 | +5.84 | N | -3.40 | -13.18 |
| E | +13.39 | +2.57 | P | -6.58 | -11.94 |
| F | +13.61 | -0.76 | R | -9.35 | -9.93 |
| G | +12.98 | -4.17 | S | -11.53 | -7.29 |
| H | +11.53 | -7.29 | T | -12.98 | -4.17 |
| J | +9.35 | -9.93 | U | -13.61 | -0.76 |

| Ctc | X | Y | Ctc | X | Y |
|-----|--------|--------|-----|-------|-------|
| V | -13.39 | +2.57 | t | -7.24 | +7.19 |
| W | -12.32 | +5.84 | u | -4.39 | +9.22 |
| X | -10.49 | +8.71 | v | 0.00 | +8.59 |
| Y | -7.98 | -11.05 | w | +3.73 | +5.66 |
| Z | -4.98 | +12.10 | x | +6.02 | +3.10 |
| a | -1.73 | +11.53 | y | +6.78 | -0.25 |
| b | +1.73 | +11.53 | z | +5.79 | -3.53 |
| c | +4.39 | +9.22 | AA | +3.33 | -5.92 |
| d | +7.24 | +7.19 | BB | 0.00 | -6.78 |
| e | +9.19 | +4.45 | CC | -3.33 | -5.92 |
| f | +10.13 | +1.17 | DD | -5.79 | -3.53 |
| g | +9.96 | -2.24 | EE | -6.78 | -0.25 |
| h | +8.66 | -5.41 | FF | -6.02 | +3.10 |
| i | +6.38 | -7.98 | GG | -3.73 | +5.66 |
| j | +3.38 | -9.63 | HH | 0.00 | +5.08 |
| k | 0.00 | -10.21 | JJ | +2.67 | +2.39 |
| m | -3.38 | -9.63 | KK | +3.43 | -1.04 |
| n | -6.38 | -7.98 | LL | 0.00 | -3.35 |
| p | -8.66 | -5.41 | MM | -3.43 | -1.04 |
| q | -9.96 | -2.24 | NN | -2.67 | +2.39 |
| r | -10.13 | +1.17 | PP | 0.00 | 0.00 |
| s | -9.19 | +4.45 | | | |

8
LET
S
Series.
Series



8LT Series

Range Extension

| | |
|--------------------------------------|----|
| ■ micro38999 | 62 |
| ■ RoHS solution | 62 |
| ■ High density | 63 |
| ■ PCB contact without shoulder | 63 |



8LT Series

MIL-DTL-38999 Series I

Product range extension

micro 38999

A complete miniature range: threaded (8DA), break away (8BA) & bayonet (8LTA). Space saving with scoop proof connector for harsh applications.

A compact solution:

- . Diameter up to 45% smaller than size 9 (D38999).
- . Up to 50% shorter.
- . Integrated backshell: Cost and space saving.

A high density solution:

- . With #26 contacts (according to 39029).
- . 5 layouts (size 3, 5 and 7 with #22 & #26).

Excellent features:

- . Designed for D38999 requirements.
- . IP67 sealing when mated.
- . Stainless steel shell (1500 matings) & aluminum shell (500 matings).

RoHS and Cadmium free:

- . Available in zinc nickel (RoHS) plating, as well as nickel and olive drab cadmium.



RoHS Solution

**The RoHS alternative to cadmium !
SOURIAU Zinc Nickel: the best in terms of price and performance for aerospace & defense equipment.**

SOURIAU Black Zinc Nickel:

- . A unique alternative plating process to cadmium.

RoHS compliant:

- . A unique SOURIAU plating process compliant with RoHS regulations for cadmium and Cr6+.

The first QPL qualified:


- . SOURIAU Zn Ni is the first product which has been qualified by US Defense standards organization (DLA Land and Maritime).

High corrosion resistance:

- . 500 hours salt spray.

Available in mass production:

- . Available for 38999 Series I, II and III aluminum range.



8LT Series

MIL-DTL-38999 Series I

Product range extension

High Density

SOURIAU offers a robust & reliable High Density solution derived from 38999 Series I, Series III & VG96912.

3 shell sizes available:


- . Provides flexibility according to your application.

A reliable & robust solution:

- . Same well proven design as standard 38999 & VG96912.

Significant space saving:

- . Twice the number of contacts compared to size 13-35 with 22 contacts.
- . Two shell sizes smaller than a partially populated size 17-35 with 55 cavities.



See «High Density Connectors» product news on www.souriau.com

PCB Contact without Shoulder



Pin & socket PCB contacts without shoulder #22D & #20 as per MIL-DTL-38999 Series I, II & III.
Contacts without shoulder allows a more flexible mounting on variable PCB thicknesses or depths.

Ruggedized contacts:

- . Material: copper alloy
- . Finish: gold per MIL-G-45204 type I class 1 over nickel plate
- . Sleeve: stainless steel

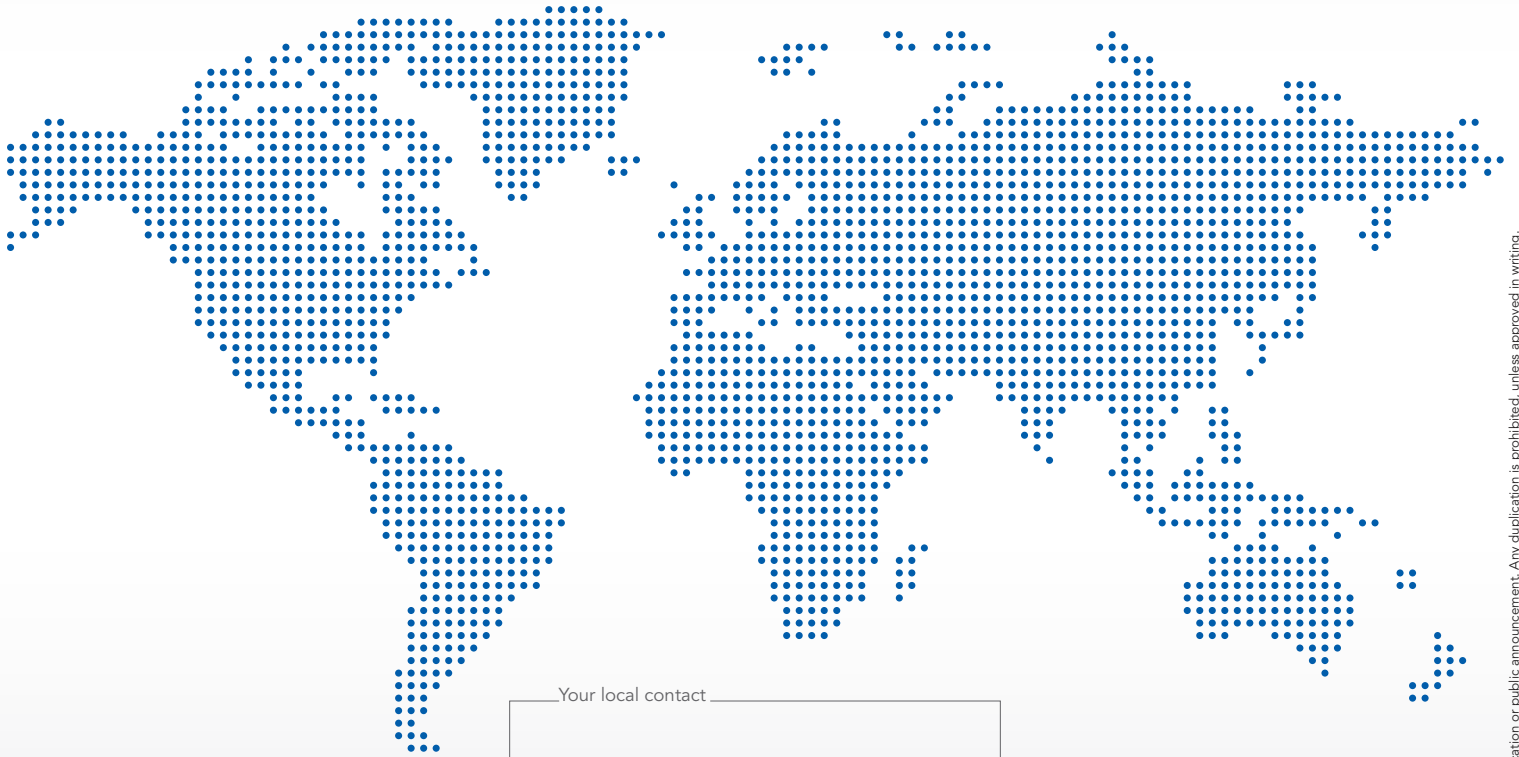
Flexible mounting:

- . Various PCB thicknesses.
- . Multiple PCB positioning.



See «PCB contacts without shoulder» product news on www.souriau.com

Reliable People, Reliable Solutions



Your local contact



Our contribution to environmental protection:
This catalog is printed on PEFC certified paper
Advancement of sustainable wood cultivation. www.pefc.org

www.souriau.com
technical.emear@souriau.com (Europe - Asia - Africa)
technical.americas@souriau.com (North America)



X-ON Electronics

Largest Supplier of Electrical and Electronic Components

Click to view similar products for [Circular MIL Spec Connector](#) category:

Click to view products by [Sunbank](#) manufacturer:

Other Similar products are found below :

[89075GULPR](#) [0025-264-3014](#) [58-570121-04S](#) [58-584653-12P](#) [0134-213-1007](#) [0134-213-1208](#) [0134-213-2209](#) [0025-258-000](#) [60-042022-02P](#) [60-042022-19P](#) [60-042022-23P](#) [60-042217-10P](#) [60-042217-11P](#) [012-0467-000](#) [602GB06EG24-61SN](#) [0134-201-1207](#) [0134-207-2009](#) [0134-213-1006](#) [6104-207-2302](#) [6104-208-1902](#) [6131-202-19149P](#) [6131-204-21149P](#) [6131-207-13149P](#) [6131-208-13149P](#) [6131-209-17149P](#) [6131-210-11149P](#) [6131-211-19149P](#) [6131-216-19149P](#) [6131-220-25149P](#) [6131-259-11149P](#) [6131-259-21149P](#) [6131-259-23149P](#) [6131-263-19149P](#) [6131-265-17149P](#) [6131-265-19149P](#) [6134-203-21149](#) [CS3100A18-1P-472](#) [CS3100A-36-77S](#) [CS3101A36-79S-SR](#) [CS3102A-10SL-53P](#) [CS3102A10SL-64S](#) [CS3102A-18-1P116](#) [CS3102A-20-15S](#) [CS3102A-22-70S](#) [CS3102A-24-79S](#) [CS3102A24-AJS](#) [CS3102A-32-17P](#) [CS3102A32-25S](#) [CS3102A-36-78S](#) [CS3106A10SL3S004](#)