


DATA SHEET

SUNGMUN CODE : EDR-08
DESCRIPTION : ROTARY DIP SWITCH

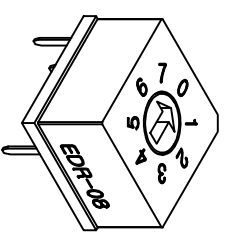
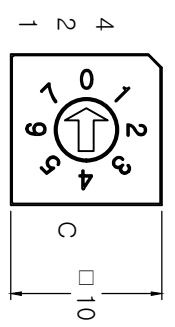
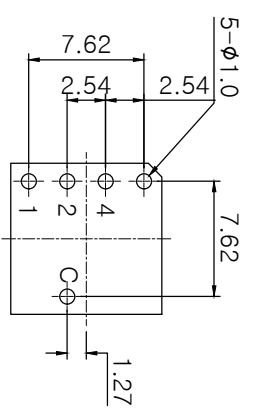
SUNGMUN ELECTRONICS CO., LTD.

Address 301-302, Bucheon Technopark 345, Seokcheon-ro, Ojeong-gu
Bucheon-si, Gyeonggi-do, Korea
TEL. +82-32-328-1941~4
FAX +82-32-328-1945
E-mail sungmun@sungmun.co.kr
Website www.sungmun.com

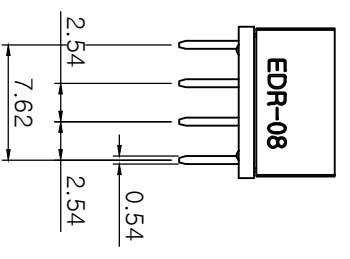
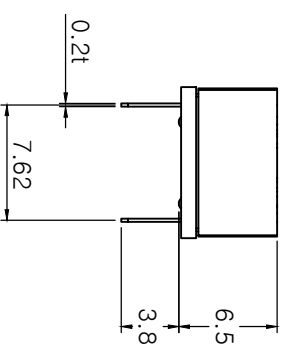
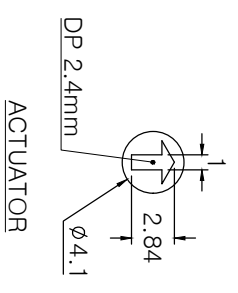
| | | | |
|--------------------------------------------------------------------------------------------|------|----------|------|
| MRK.  | DATE | REVISION | SIGN |
|--------------------------------------------------------------------------------------------|------|----------|------|

SPECIFICATION

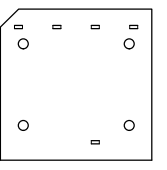
1. Rating : 150mA, DC 42V (Switching)
200mA, DC 42V (None-Switching)
2. Contact Resistance : 80mΩ Max
3. Insulation Resistance : 100MΩ Min at DC 250V
4. Operating Force : 700gf Max
5. Life cycle : 10,000 steps
6. Sealing : IP67 (Dust & Water proof)
7. Packing : 50Pcs Tube



P.C.B DIMENSION (Top View)



| | Real Code | | | |
|---|-----------|---|---|---|
| | C | 1 | 2 | 4 |
| 0 | ● | | | 0 |
| 1 | ● | ● | | 1 |
| 2 | ● | | ● | 2 |
| 3 | ● | ● | ● | 3 |
| 4 | ● | | | 4 |
| 5 | ● | | ● | 5 |
| 6 | ● | ● | ● | 6 |
| 7 | ● | ● | ● | 7 |



| | | | | |
|---------------|------------|------------|-------|-------------------|
| DRAW/DESIGNED | CHECKED | APPROVED | G.TOL | TITLE |
| J.S YANG | W.J LEE | K.I LEE | ±0.3 | ROTARY DIP SWITCH |
| 2022-01-24 | 2022-01-24 | 2022-01-24 | UNIT | MODEL NO. |
| | | | mm | EDR-08 |
| | | | SCALE | DRAW NO. |
| | | | 2:1 | EDR-08-03 |
| | | | SIZE | REV. |
| | | | A4 | 03 |



1. Description:

This specification describes "10X10 size of Rotary Dip Switches" which are S, T, F and Q,E series.

1-1 Operating / Storage Temperature Range : -40°C ~ +85°C

2. Rating:

2-1 None-Switching : 200 mA, DC 42V

2-2 Switching : 150 mA, DC 42V

3. Type of Actuation : Rotating

4. Electrical Characteristics

| ITEM | DESCRIPTION | TEST CONDITIONS | REQUIREMENTS |
|------|---------------------------------|------------------------------------------------------------------------------------------------------------------------------------------------------------------|--------------------------------------------------------------------------|
| 4-1 | Visual Examination | By visual examination check without any out pressure & testing. | There shall be no defects that affect the serviceability of the product. |
| 4-2 | Contact Resistance | ① To be measured between the two terminals associated with each switch pole. ② Measurements shall be made with a 1kHz shall current contact resistance meter. | 80mΩ max. |
| 4-3 | Insulation Resistance | 250V DC, 1minute ±5seconds | 100 MΩ min. |
| 4-4 | Dielectric withstanding Voltage | 250V AC(50Hz or 60Hz)shall be applied between all the adjacent terminal and between the terminal and the frame for 1 minute. | There shall be no breakdown or flashover. |

5. Mechanical Characteristics

| ITEM | DESCRIPTION | TEST CONDITIONS | REQUIREMENTS |
|------|-----------------|------------------------------------------------------------------------------------------------------------------------------------------------------------------------------------|-------------------------------------------------------------------|
| 5-1 | Operation Force | Operating direction shall be clockwise or counter clockwise direction | 700gf·cm max |
| 5-2 | Operation Life | Measurements shall be made following the test set forth below: 1)150mA, 42V DC resistive load 2)Rate of operation: 15~20 cycles/ minute 3)Step of operation: 10,000 steps | 1)As shown in item 4-3, 4-4 2)Contact Resistance: 200mΩ max |

6. Environmental Characteristics

| ITEM | DESCRIPTION | TEST CONDITIONS | REQUIREMENTS |
|------|-----------------------------|------------------------------------------------------------------------------------------------------------------------------------------------------------------------------------------------------------------------------------|------------------------------------------------------------------------------------------------------------|
| 6-1 | Resistance Low Temperature | Following the test set forth below the sample shall be left in normal temperature and humidity conditions for an hour before measurements are made: 1)Temperature: -40°C ±3°C 2)Time: 96 hours | 1)As shown in item 4-3, 4-4, 5-1 2)Contact Resistance: 200mΩ max |
| 6-2 | Resistance High Temperature | Following the test set forth below the sample shall be left in normal temperature and humidity conditions for an hour before measurements are made: 1)Temperature: 85°C ±2°C 2)Time: 96 hours | 1)As shown in item 4-3, 4-4, 5-1 2)Contact Resistance: 200mΩ max |
| 6-3 | Resistance Humidity | Following the test set forth below the sample shall be left in normal temperature and humidity conditions for an hour before measurements are made: 1)Temperature: 40°C ±2°C 2)Relative humidity: 90~95% 3)Time: 96 hours | 1)As shown in item 4-4, 5-1 2)Contact Resistance: 200mΩ max 3)Insulation Resistance: 10 MΩ min |

7. This item is "RoHS" Compliant

8. Manual Soldering : Max 350°C, 3 sec.

9. Wave Soldering : Max 260°C, 5 sec.

10. Reflow Soldering Conditions: (SMD type only)



10-1 Condition for Soldering

| Profile Feature | Pb-Free Assembly |
|-----------------------------------------------------|------------------|
| Average Ramp-UP Rate(T_s max to T_P) | 3°C/second max |
| Preheat | |
| - Temperature Min(T_s min) | 150°C |
| - Temperature Max(T_s max) | 200°C |
| - Time (t_s min to t_s max) | 60-180seconds |
| Time maintained above: | |
| - Temperature (T_L) | 217°C |
| - Time (t_L) | 60-150seconds |
| Peak/Classification Temperature(T_P) | 260°C +0°C/ -5°C |
| Time within 5°C of actual Peak Temperature(T_P) | 5~10 seconds |
| Ramp-Down Rate | 6°C/sec max |
| Time 25°C to Peak Temperature | 8 minutes max |

X-ON Electronics

Largest Supplier of Electrical and Electronic Components

Click to view similar products for [Coded Rotary Switches](#) category:

Click to view products by [Sungmun](#) manufacturer:

Other Similar products are found below :

[PT65503RT](#) [Y36D02243FPLFT](#) [RTAP31S12WFLSP](#) [MADR-16H1](#) [GSER-10](#) [6KF001B-3S10R4-0](#) [EC11E153442W](#) [EC11E1534441](#) [SC-2110](#) [SD-2010TB](#) [MER-16H](#) [EDR-08](#) [USR-10](#) [FSR-08](#) [FSR-04S](#) [ESR-16](#) [HAMR-10S](#) [SDR-10H](#) [QSR-16H](#) [HAMR-16](#) [FDR-04S](#) [EDR-16S](#) [ESR-10S](#) [QDR-08H1](#) [TDR-04](#) [EDR-08S](#) [ESR-16H](#) [QDR-10](#) [EDR-10S](#) [QSR-06S](#) [ESR-08S](#) [EC11E156040N](#) [EC11B15243DC](#) [EC35AH220501](#) [EC18AGB20406](#) [EC11E09244C3](#) [EC11G1534414](#) [EC11E156T402](#) [EC11E1564454](#) [EC11J0925501](#) [EC11E15204B1](#) [EC11E1564439](#) [EC50A0920403](#) [ED103180-FE14.5S7.5-A16-1010](#) [ED08E42S-FE15C7.0-A16-1020](#) [ED08C030-FE18C9.0-A16-1002X](#) [ED08C210-FE18A6.0-A16-1002](#) [ED08C110-FE18S9.0-A16-1040](#) [ED08C150-BM20S6.0-A16-1026](#) [ED103010-SP17S8.0-A16-1012](#)