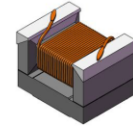


Wire Wound Chip Ferrite Inductor – AWL-FP Series

Operating Temp.: -40°C~+125°C



FEATURES

- Broadband impedance characteristics
- Good DC superimposition characteristics
- Efficient transmission signal
- The range of filter video noise from MHz to GHz
- High saturation current, low DCR
- Small size and thin form factor
- AEC-Q200 verified

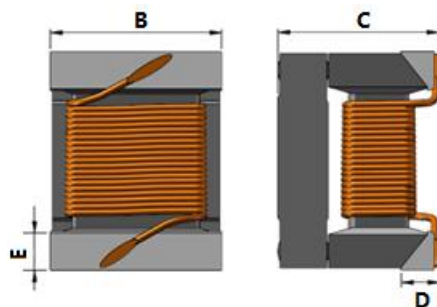
APPLICATIONS

- PoC line for automotive camera system


PRODUCT IDENTIFICATION

<u>A</u> ①	<u>WL</u> ②	<u>3225</u> ③	<u>F</u> ④	<u>P</u> ⑤	<u>□□□</u> ⑥	<u>M</u> ⑦	<u>T</u> ⑧	<u>F</u> ⑨	
① Type		② Type		③ External Dimensions (LxW) [mm]		④ Material Code		⑤ Feature Type	
A	Automotive	WL	Wire Wound Chip Inductor	3225	3.2x2.5	F	Ferrite	P	High Current
⑦ Inductance Tolerance		⑥ Nominal Inductance		⑧ HSF Products		④ Material Code		⑤ Feature Type	
M	±20%	Example	Nominal Value	F	Ferrite	470	47μH	P	High Current
⑨ Packing		⑧ HSF Products		④ Material Code		⑤ Feature Type		⑤ Feature Type	
T	Tape & Reel	F	Hazardous Substance Free Products	F	Ferrite	P	High Current	P	High Current

SHAPE AND DIMENSIONS



Recommended Land Pattern



Unit: mm

Series	A	B	C	D	E	H _{Typ.}	I _{Typ.}	J _{Typ.}
AWL3225FP	3.2±0.2	2.5±0.2	2.3±0.2	0.30±0.10	0.58±0.10	2.5	0.9	2.2

SPECIFICATIONS

AWL3225FP Series

Part Number	Inductance	DC Resistance	Saturation Current	Heat Rating Current
	@1MHz, 1V	Max.	Max.	Max.
Units	μ H	Ω	mA	mA
Symbol	L	DCR	Isat	Irms
AWL3225FP2R2MTF	2.2 \pm 20%	0.19	1000	1000
AWL3225FP2R7MTF	2.7 \pm 20%	0.22	975	975
AWL3225FP3R3MTF	3.3 \pm 20%	0.24	950	950
AWL3225FP4R7MTF	4.7 \pm 20%	0.28	850	850
AWL3225FP100MTF	10 \pm 20%	0.40	500	700
AWL3225FP220MTF	22 \pm 20%	0.62	400	550
AWL3225FP470MTF	47 \pm 20%	0.90	300	500

Note: ※ 1: Rated current: Isat(Max) or Irms(Max), whichever is smaller.

※ 2: Saturation Current: Max. Value, DC current at which the inductance drops less than 30% from its value without current; Typ. Value, DC current at which the inductance drops approximate 30% from its value without current.

※ 3: Heat Rating Current: DC current that causes the temperature rise (ΔT) from 20°C ambient; For Max. Value, temperature rise (ΔT) is 20°C. For Typ. Value, temperature rise (ΔT) is approximate 40°C.

The part temperature (ambient + temp. rise) should not exceed 150 °C under worst case operating conditions. Circuit design, component placement, PCB trace size and thickness, airflow and other cooling provisions all affect the part temperature. Part temperature should be verified in the end application.

X-ON Electronics

Largest Supplier of Electrical and Electronic Components

Click to view similar products for [Fixed Inductors](#) category:

Click to view products by [Sunlord](#) manufacturer:

Other Similar products are found below :

[CR32NP-151KC](#) [CR32NP-180KC](#) [CR32NP-181KC](#) [CR32NP-1R5MC](#) [CR32NP-390KC](#) [CR32NP-3R9MC](#) [CR32NP-680KC](#) [CR32NP-820KC](#) [CR32NP-8R2MC](#) [CR43NP-390KC](#) [CR43NP-560KC](#) [CR43NP-680KC](#) [CR54NP-181KC](#) [CR54NP-470LC](#) [CR54NP-820KC](#) [CR54NP-8R5MC](#) [70F224AI](#) [MGDQ4-00004-P](#) [MHL1ECTTP18NJ](#) [MHQ1005P10NJ](#) [MHQ1005P1N0S](#) [MHQ1005P2N4S](#) [MHQ1005P3N6S](#) [MHQ1005P5N1S](#) [MHQ1005P8N2J](#) [PE-51506NL](#) [PE-53601NL](#) [PE-53602NL](#) [PE-53630NL](#) [PE-53824SNLT](#) [PE-92100NL](#) [PG0434.801NLT](#) [PG0936.113NLT](#) [9220-20](#) [9310-16](#) [PM06-2N7](#) [PM06-39NJ](#) [A01TK](#) [1206CS-471XJ](#) [HC2LP-R47-R](#) [HC2-R47-R](#) [HC3-2R2-R](#) [HCF1305-3R3-R](#) [1206CS-151XG](#) [RCH664NP-140L](#) [RCH664NP-4R7M](#) [RCH8011NP-221L](#) [RCP1317NP-332L](#) [RCP1317NP-391L](#) [RCR1010NP-470M](#)