

Wire Wound Chip Balun Transformer - BW Series



Operating Temp. : -40°C ~+ 85°C

FEATURES

- Winding structure and small size
- Surface mount type
- Low insertion loss at frequency range
- Excellent solderability

APPLICATIONS

- Balanced unbalanced transformation between antenna and cable (TV tuner)

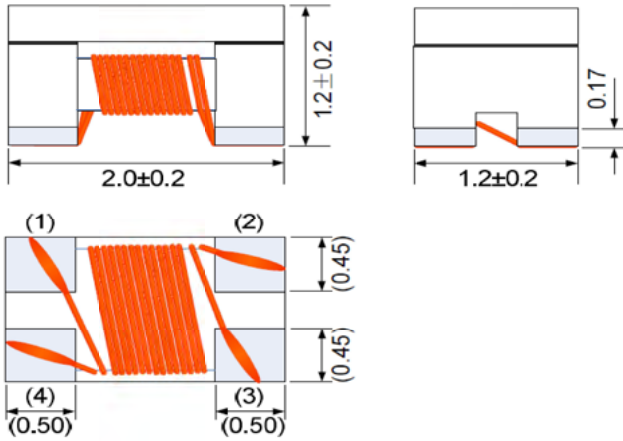
PRODUCT IDENTIFICATION

B **W** **21** **S** **75** **11** **A01** **T** **F**
 ① ② ③ ④ ⑤ ⑥ ⑦ ⑧ ⑨

①	②	③	④	⑤	⑥	⑦	⑧	⑨																																												
①	②	③	④	⑤	⑥	⑦	⑧	⑨																																												
<table border="1"> <tr><th colspan="2">Type</th></tr> <tr><td>B</td><td>Chip Balun Transformer</td></tr> </table>	Type		B	Chip Balun Transformer	<table border="1"> <tr><th colspan="2">Structure</th></tr> <tr><td>W</td><td>Winding Type</td></tr> </table>	Structure		W	Winding Type	<table border="1"> <tr><th colspan="2">External Dimensions (L×W) (mm)</th></tr> <tr><td>21</td><td>2.0×1.2</td></tr> <tr><td>43</td><td>4.5×3.2</td></tr> </table>	External Dimensions (L×W) (mm)		21	2.0×1.2	43	4.5×3.2	<table border="1"> <tr><th colspan="2">Type of Transformer</th></tr> <tr><td>S</td><td>Standard</td></tr> <tr><td>C</td><td>Internal Code</td></tr> </table>	Type of Transformer		S	Standard	C	Internal Code	<table border="1"> <tr><th colspan="2">Port Impedance</th></tr> <tr><td>75</td><td>75Ω</td></tr> <tr><td>50</td><td>50Ω</td></tr> </table>	Port Impedance		75	75Ω	50	50Ω	<table border="1"> <tr><th colspan="2">Impedance Ratio</th></tr> <tr><td>11</td><td>1:1 One to One</td></tr> </table>	Impedance Ratio		11	1:1 One to One	<table border="1"> <tr><th colspan="2">Characteristic Code</th></tr> <tr><td>A01</td></tr> <tr><td>B02</td></tr> <tr><td>C01</td></tr> <tr><td>D01</td></tr> <tr><td>E01</td></tr> </table>	Characteristic Code		A01	B02	C01	D01	E01	<table border="1"> <tr><th colspan="2">Packing</th></tr> <tr><td>T</td><td>Tape Carrier Package</td></tr> </table>	Packing		T	Tape Carrier Package	<table border="1"> <tr><th colspan="2">Hazardous Substance Free Products</th></tr> <tr><td>F</td></tr> </table>	Hazardous Substance Free Products		F
Type																																																				
B	Chip Balun Transformer																																																			
Structure																																																				
W	Winding Type																																																			
External Dimensions (L×W) (mm)																																																				
21	2.0×1.2																																																			
43	4.5×3.2																																																			
Type of Transformer																																																				
S	Standard																																																			
C	Internal Code																																																			
Port Impedance																																																				
75	75Ω																																																			
50	50Ω																																																			
Impedance Ratio																																																				
11	1:1 One to One																																																			
Characteristic Code																																																				
A01																																																				
B02																																																				
C01																																																				
D01																																																				
E01																																																				
Packing																																																				
T	Tape Carrier Package																																																			
Hazardous Substance Free Products																																																				
F																																																				

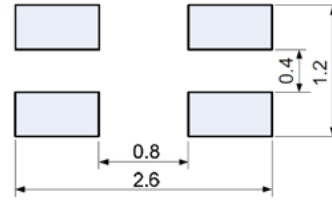
SHAPE AND DIMENSIONS

BW21S Series

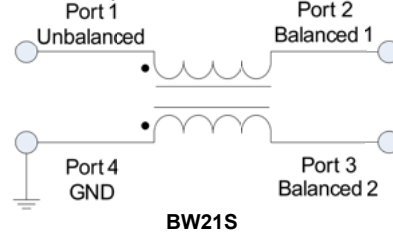


Land Pattern

Unit: mm

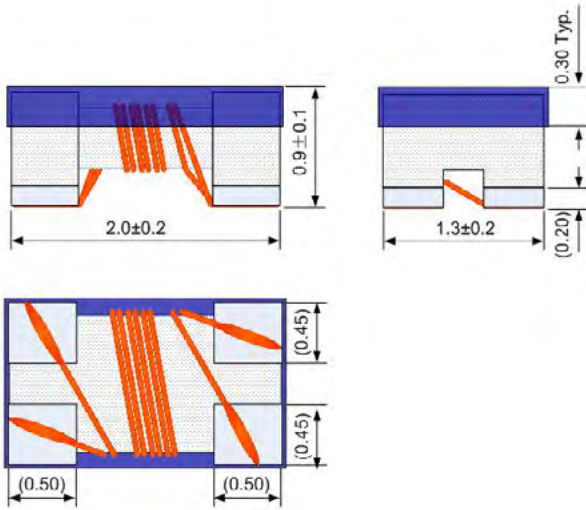


Equivalent Circuit



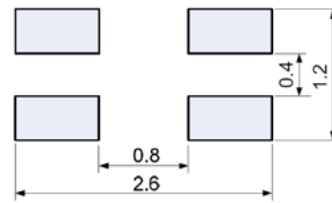
BW21S

BW21C Series

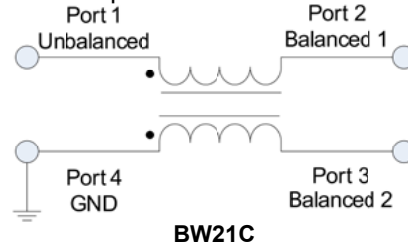


Land Pattern

Unit: mm



Equivalent Circuit



BW21C

BW43S Series

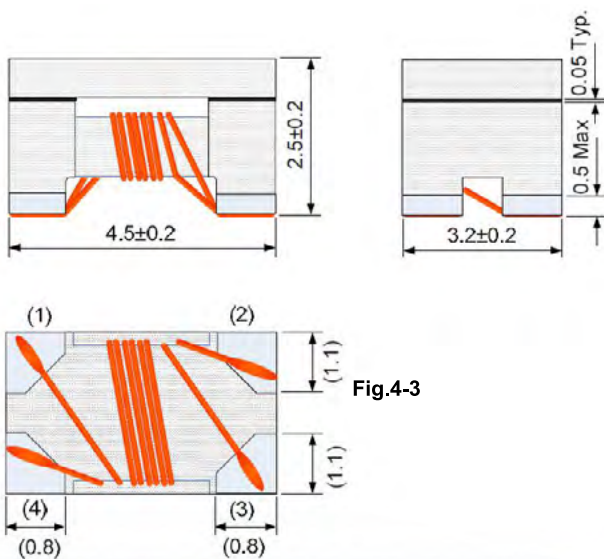
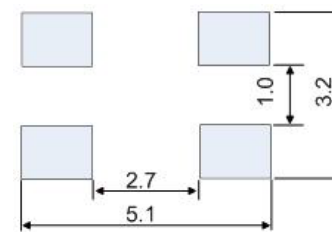


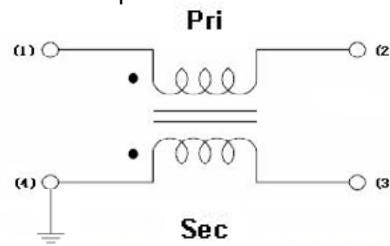
Fig.4-3

Land Pattern

Unit: mm



Equivalent Circuit



BW43S

SPECIFICATIONS

BW21S TYPE

Part Number	Freq. Range	Port Impedance	Insertion Loss at Freq. Range	CMRR at Freq. Range(Min.)	Rated Power
Units	MHz	Ω	dB	dB	dBm
BW21S7511A01TF	45~870	75/75	1.0	20	27
BW21S5011A01TF	45~870	50/50	1.2	20	27
BW21S7511B02TF	50~1200	75/75	1.2	20	27
BW21S7511C01TF	1000~1500	75/75	1.4	20	27
BW21S7511D01TF	950~2150	75/75	1.5	20	27
BW21S7511E01TF	400~1800	75/75	2.0	10	27

BW21C TYPE

Part Number	Freq. Range	Port Impedance	Inductance	Insertion Loss	Return Loss	DC Resistance	Rated Current	CMRR	Insulation Resistance
Units	MHz	Ω	μ H	dB	dB	Ω	mA	dB	M Ω
BW21C2511A01TF	13.56	25/25	1.0 Min.	1.0 Max.	13 Typ.	0.75 Max.	220 Min.	47 Min.	10 Min.

BW43S TYPE

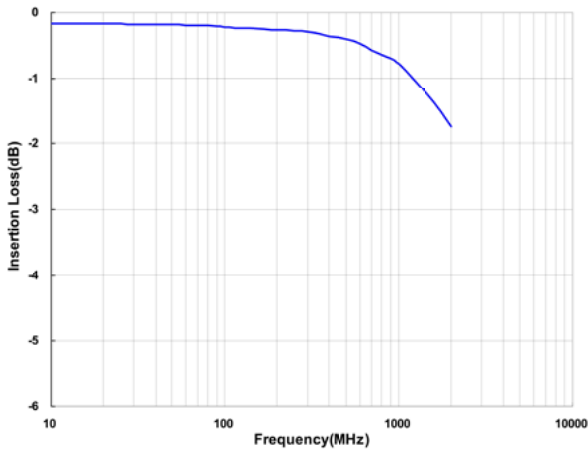
Part Number	Freq. Range	Port Impedance	Inductance @50MHz	Insertion Loss	DC Resistance	Rated Current	Rated Voltage	Insulation Resistance (M Ω)
Units	MHz	Ω	μ H	dB	Ω	mA	VDC	dB
BW43S5011C01TF	4~200	50/50	1.25 Typ.	2.52 Typ.	0.40 Max.	540 Max.	50	10 Min.
BW43S5011E01TF	48~645	50/50	1.00 Typ.	6.66 Typ.	0.15 Max.	960 Max.	50	10 Min.

※Products with other electrical characteristics can be provided upon customer's request. Please contact your local sales.

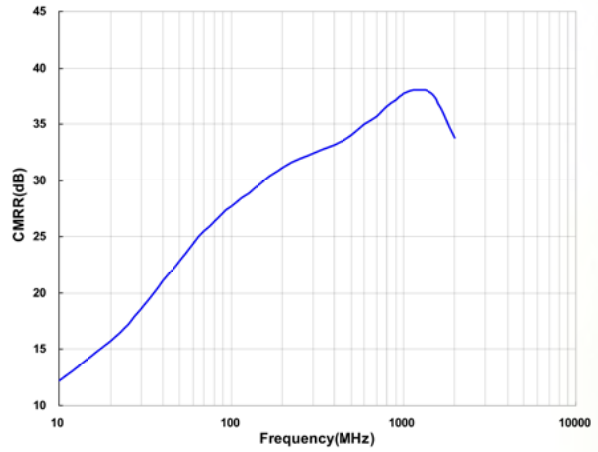
TYPICAL ELECTRICAL CHARACTERISTICS

BW21S7511A01TF

Insertion Loss Characteristics

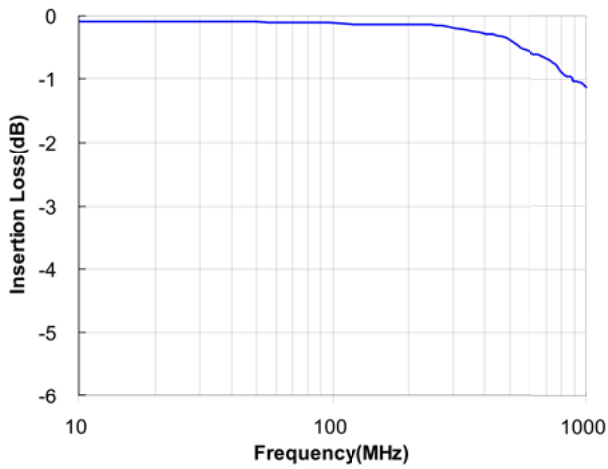


CMRR Characteristics

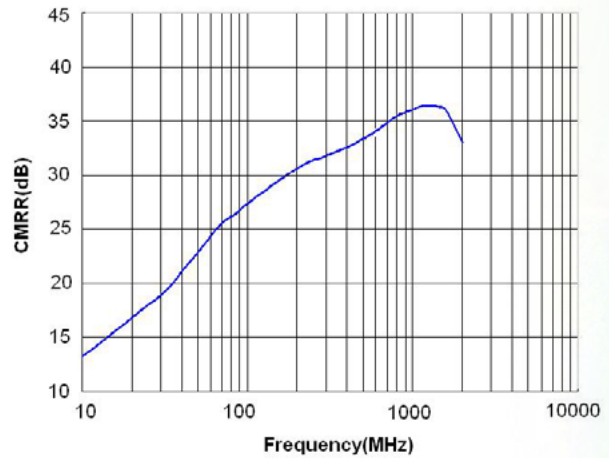


BW21S5011A01TF

Insertion Loss Characteristics

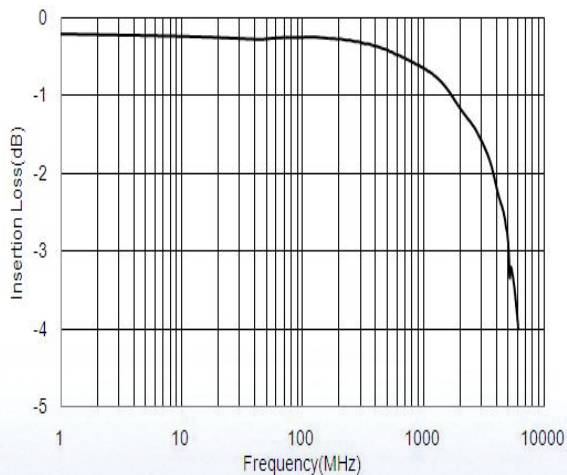


CMRR Characteristics

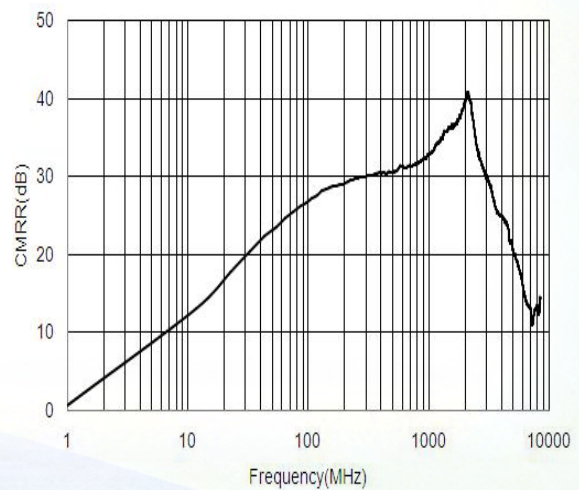


BW21S7511B02TF

Insertion Loss Characteristics



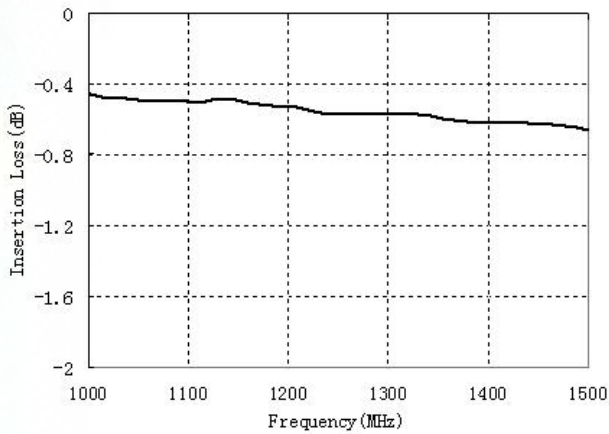
CMRR Characteristics



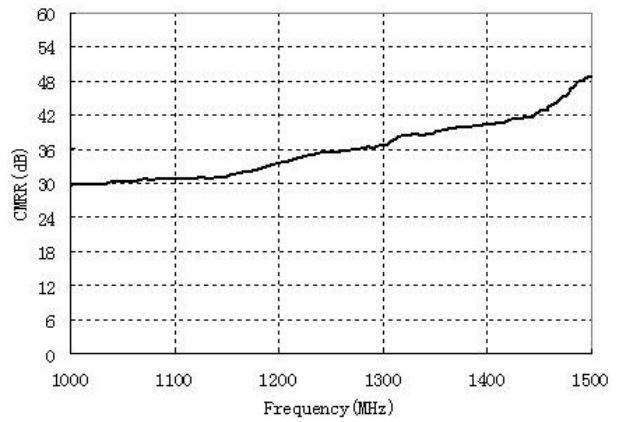
TYPICAL ELECTRICAL CHARACTERISTICS

BW21S7511C01TF

Insertion Loss Characteristics

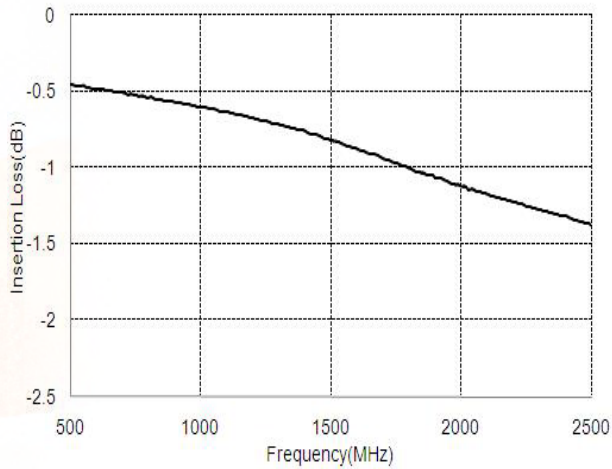


CMRR Characteristics

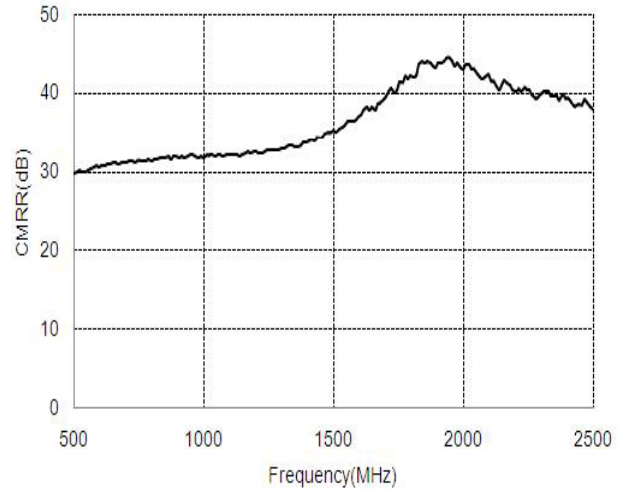


BW21S7511D01TF

Insertion Loss Characteristics

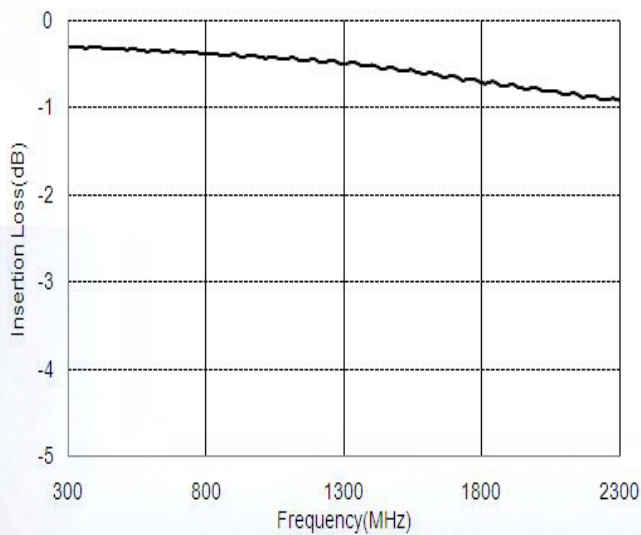


CMRR Characteristics

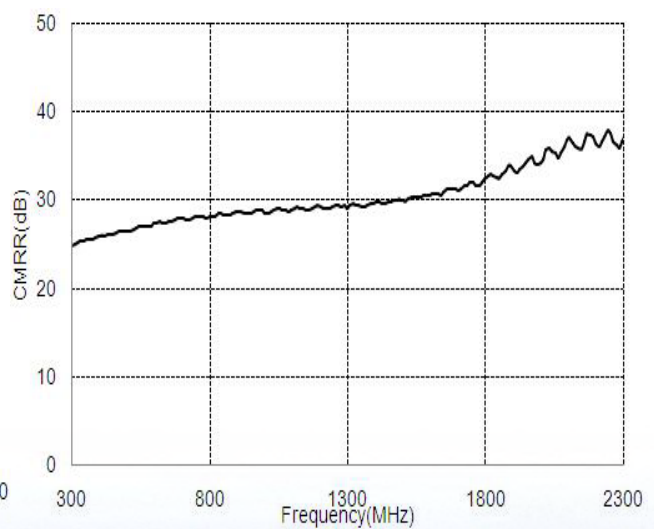


BW21S7511E01TF

Insertion Loss Characteristics



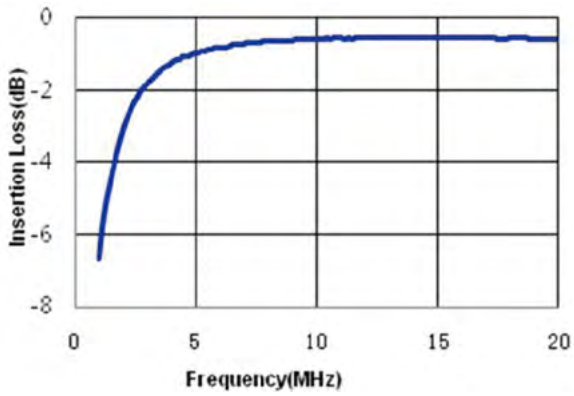
CMRR Characteristics



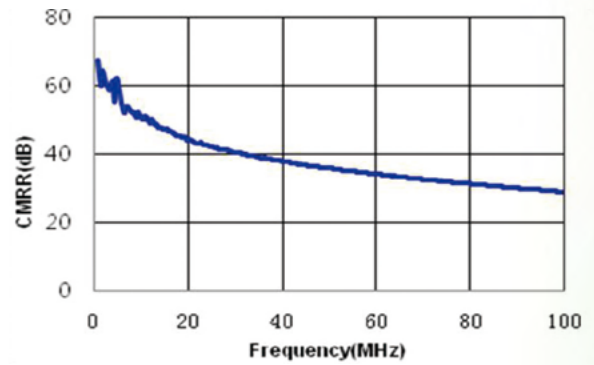
TYPICAL ELECTRICAL CHARACTERISTICS

BW21C2511A01TF

Insertion Loss Characteristics

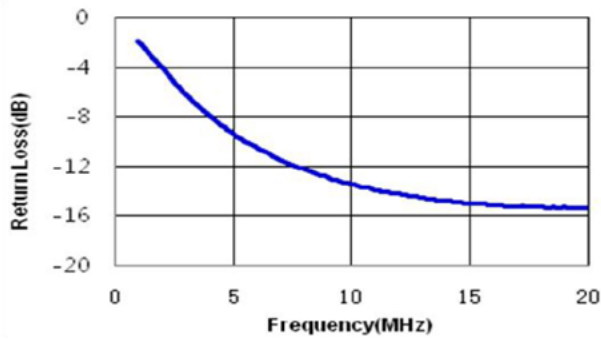


CMRR Characteristics

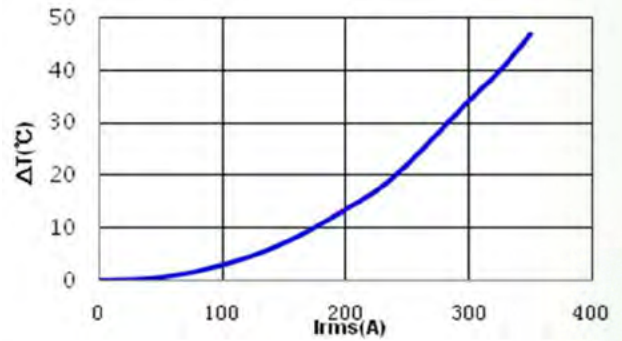


BW21C2511A01TF

Return Loss vs. Frequency

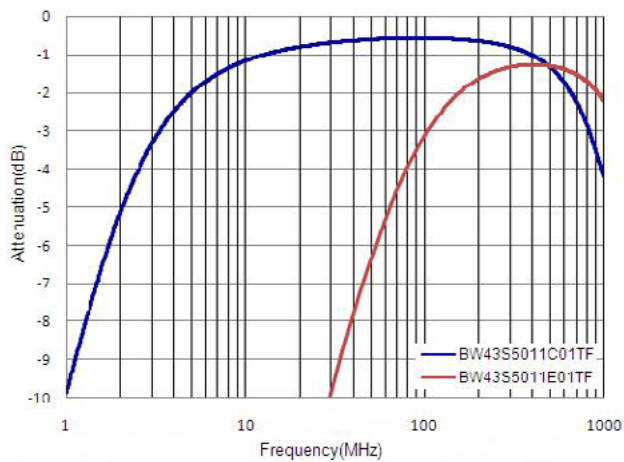


I_{rms} vs. ΔT



BW43S5011C01TF/BW43S5011E01TF

Insertion Loss Characteristics



X-ON Electronics

Largest Supplier of Electrical and Electronic Components

Click to view similar products for [Signal Conditioning](#) category:

Click to view products by [Sunlord](#) manufacturer:

Other Similar products are found below :

[MAPDCC0001](#) [MAPDCC0004](#) [PD0409J5050S2HF](#) [HHS-109-PIN](#) [AFS14A35-1591.50-T3](#) [DS-323-PIN](#) [DSS-313-PIN](#) [JP510S](#)
[LFB322G45SN1A504](#) [SF2159E](#) [FM-104-PIN](#) [CER0813B](#) [MAPDCC0005](#) [3A325](#) [BD0810N50100AHF](#) [JHS-115-PIN](#) [DC0710J5005AHF](#)
[DC2327J5005AHF](#) [LFB2H2G60BB1C106](#) [LFL15869MTC1B787](#) [X3C19F1-20S](#) [XC3500P-20S](#) [CDBLB455KCAX39-B0](#) [RF1353C](#) [051157-](#)
[0000](#) [PD0922J5050D2HF](#) [600S150FTRB](#) [1E1305-3](#) [1F1304-3S](#) [1G1304-30](#) [TP-103-PIN](#) [BD1222J50200AHF](#) [BD1722J50100AHF](#)
[2450DP39K5400E](#) [BD0810J50150AHF](#) [BD1722J50200AHF](#) [DSS-113-PIN](#) [DS-327-PIN](#) [MACP-008125-CK07F0](#) [DS-329-PIN](#) [DS-313-PIN](#)
[M38510/10304BCA](#) [TP-104-PIN](#) [HH-128-PIN](#) [JP506S](#) [XC0900P-10S](#) [XC0900B-30S](#) [CHE1260-QAG](#) [11305-10](#) [5962-9091202MXA](#)