


# Multilayer Chip Ferrite Bead – EPZ Series

Operating Temp. : -55°C~+125°C



## FEATURES

- Internal silver printed layers and magnetic shielded structures to minimize crosstalk
- Monolithic structure for excellent reliability
- Smaller DC resistance and larger allowable current than UPZ series
- Can be used in a wide range of frequency to suppress EMI

## APPLICATIONS

- Noise suppression for power lines or large current signal lines of electric equipments, such as communication equipments, computers, A/V equipments, etc

## PRODUCT IDENTIFICATION

**EPZ**

①

①

Type	
EPZ	Chip Ferrite Bead for Extra High Current

**4030**

②

**U**

③

**300**

④

External Dimensions (LxW) (mm)	
1005 [0402]	1.0x0.5
4030 [1612]	4.0x3.0

**-10R0**

⑤

Rated Current	
10R0	10A

**T**

⑥

Material Code	
D,E,U	

④

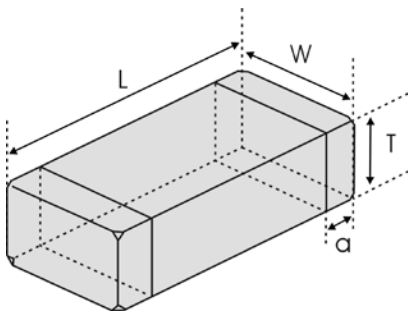
Nominal Impedance	
Example	Nominal Value
300	30Ω
560	56Ω

⑤

⑥

Packing	
T	Tape & Reel

## SHAPE AND DIMENSIONS



Unit: mm [inch]

Type	L	W	T	a
EPZ1005 [0402]	1.0±0.15 [.039±.006]	0.5±0.15 [.020±.006]	0.5±0.15 [.020±.006]	0.25±0.1 [.010±.004]
EPZ4030 [1612]	4.0±0.2 [.158±.008]	3.0±0.2 [.118±.008]	1.6±0.2 [.063±.008]	0.8±0.3 [.031±.012]

## SPECIFICATIONS

### EPZ1005TYPE

Part Number	Impedance	Z Test Frequency	Max. DC Resistance	Max. Rated Current	Thickness
Units	$\Omega$	MHz	m $\Omega$	mA	mm [inch]
Symbol	Z	Freq.	DCR	I <sub>r</sub>	T
EPZ1005D100-3R1T	10 $\pm$ 25%	100	18	3100	0.5 $\pm$ 0.15 [.020 $\pm$ .006]
EPZ1005D800-2R3T	80 $\pm$ 25%	100	38	2300	
EPZ1005D121-2R0T	120 $\pm$ 25%	100	50	2000	
EPZ1005E221-1R2T	220 $\pm$ 25%	100	100	1200	

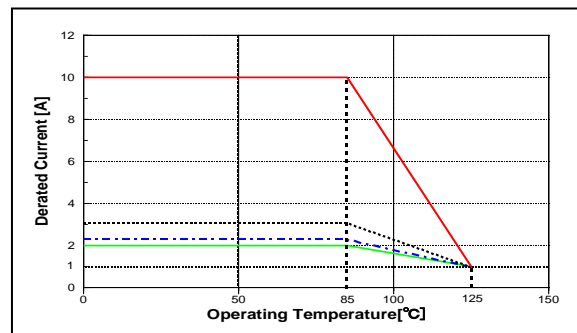
### EPZ4030TYPE

Part Number	Impedance	Z Test Frequency	Max. DC Resistance	Max. Rated Current	Thickness
Units	$\Omega$	MHz	m $\Omega$	mA	mm [inch]
Symbol	Z	Freq.	DCR	I <sub>r</sub>	T
EPZ4030D300-10R0T	30 $\pm$ 25%	100	4	10000	1.6 $\pm$ 0.2 [.063 $\pm$ .008]
EPZ4030D400-10R0T	40 $\pm$ 25%	100	4	10000	
EPZ4030D560-10R0T	56 $\pm$ 25%	100	4	10000	
EPZ4030U300-10R0T	30 $\pm$ 25%	100	4	10000	
EPZ4030U360-10R0TB01	36 $\pm$ 25%	100	0.75	10000	
EPZ4030U400-10R0T	40 $\pm$ 25%	100	4	10000	
EPZ4030U560-10R0T	56 $\pm$ 25%	100	4	10000	

## DETAIL ELECTRICAL CHARACTERISTICS

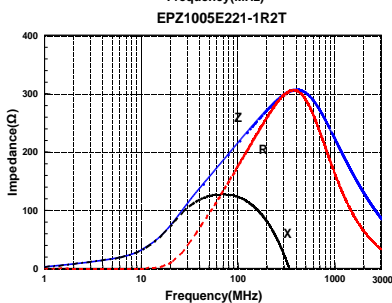
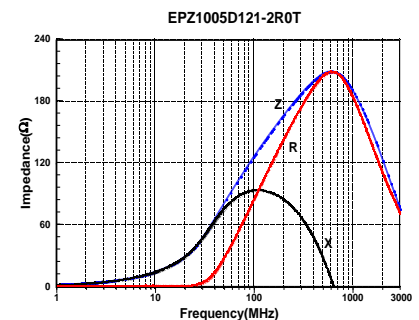
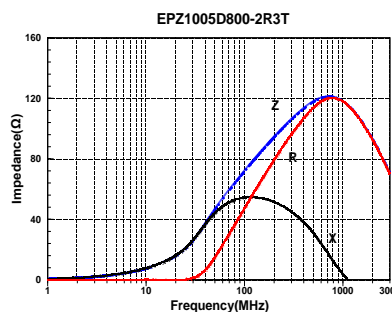
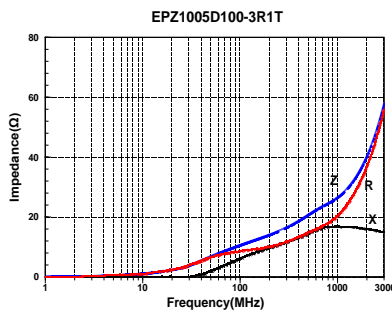
### Rated Current

When operating temperatures exceed +85°C, derating of current is necessary for chip ferrite beads for which rated current is 1000mA and over. Please apply the derating curve shown in chart according to the operating temperature.



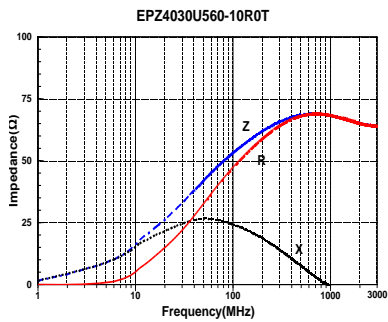
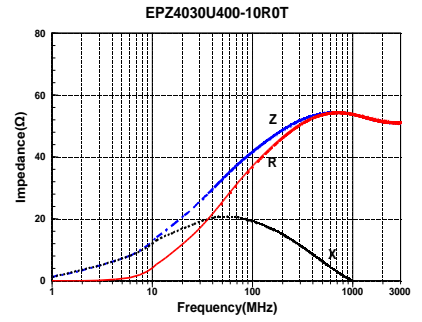
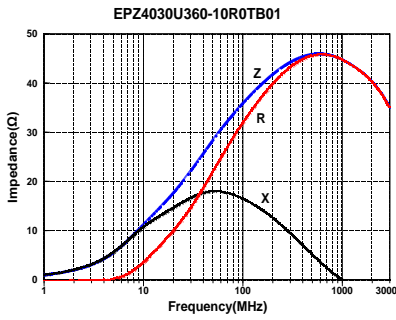
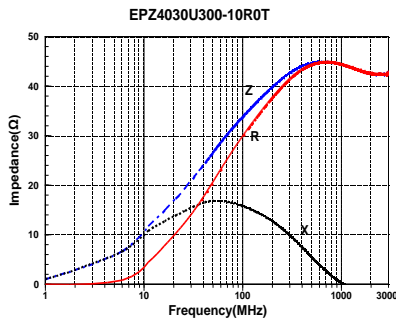
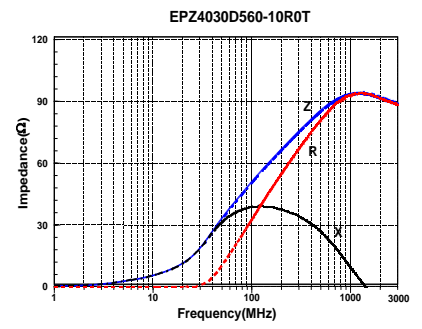
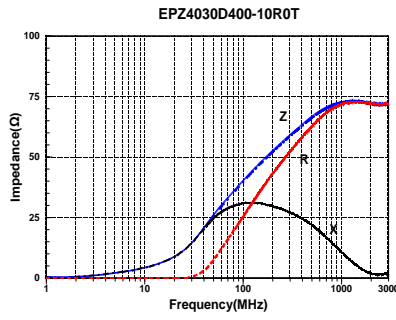
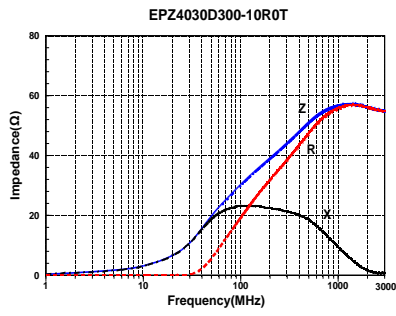
## DETAIL ELECTRICAL CHARACTERISTICS

### EPZ1005 TYPE



# DETAIL ELECTRICAL CHARACTERISTICS

## EPZ4030 TYPE



## X-ON Electronics

Largest Supplier of Electrical and Electronic Components

*Click to view similar products for [Ferrite Beads](#) category:*

*Click to view products by [Sunlord](#) manufacturer:*

Other Similar products are found below :

[CZB1EGTTP700P](#) [CZB1JGTTD152P](#) [CZB1JGTTD601P](#) [CZB2AFTTD800P](#) [CZB2AGTTD121P](#) [CZB2AGTTD601P](#) [CZB2BFTTE600P](#)  
[PE-0402FB121ST](#) [NCB0603R301TR050F](#) [NCB0805A320TR050F](#) [NCB-H1206B680TR300F](#) [SMB2.5-1TR](#) [SMB2.5R-2](#) [CZB1EGTTP121P](#)  
[CZB1JGTTD102P](#) [CZB1JGTTD121P](#) [CZB1JGTTD221P](#) [CZB2AGTTD301P](#) [CZB2BFTTE301P](#) [CZB2BFTTE601P](#) [4221R-1](#) [4221R-2](#)  
[432703041971](#) [EMI0805R-2000](#) [EMI0805R-600](#) [SBY100505T-100Y-N](#) [NCB-GH0402D121TR060F](#) [NCB-H1812D125TR150F](#)  
[CZB2AGTTD102P](#) [NCB0402P301TR005F](#) [NCB0603R152TR030F](#) [NCB0805A121TR050F](#) [NCB3312K900TR500F](#) [NCB-](#)  
[H0805A102TR150F](#) [NCB-H0805A221TR300F](#) [NCB-H1806E181TR300F](#) [NCB0402P300TR030F](#) [NCB0805A102TR040F](#)  
[NCB1806E151TR020F](#) [NCB-H0603R121TR300F](#) [NCB-H0805A220TR600F](#) [NCB-H0805A390TR400F](#) [NCB-H1206B121TR300F](#) [NCB-](#)  
[H1206B601TR200F](#) [CIM21J252NE](#) [EMI0805R-220](#) [74279250](#) [7427924](#) [CZB1JGTTD202P](#) [ABUPDE160808121Y00](#)