


# Multilayer Chip Ferrite Bead – HPZ Series

Operating Temp. : -55°C~+125°C



## FEATURES

- Internal silver printed layers and magnetic shielded structures to minimize crosstalk
- Perfect effect for EMI suppression at high frequency ( $\geq 1\text{GHz}$ )
- Low DC resistance suitable for large current signals
- Four types material and wide range of impedance values for various applications

## APPLICATIONS

- High frequency noise suppression in electric equipments such as computers and peripheral devices, DVD, cameras, LCD TVs, communication equipments, OA equipments, etc.

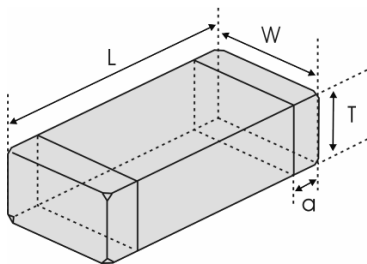
## PRODUCT IDENTIFICATION

**HPZ**   **1608**   **D**   **221**   **-R60**   **T**   **F**   □□□

①   ②   ③   ④   ⑤   ⑥   ⑦   ⑧

①		②		③																			
<table border="1"> <tr><th colspan="2">Type</th></tr> <tr><td>HPZ</td><td>Chip Ferrite Bead For High Frequency and Large Current</td></tr> </table>		Type		HPZ	Chip Ferrite Bead For High Frequency and Large Current	<table border="1"> <tr><th colspan="2">External Dimensions (L×W) (mm)</th></tr> <tr><td>0603 [0201]</td><td>0.6×0.3</td></tr> <tr><td>1005 [0402]</td><td>1.0×0.5</td></tr> <tr><td>1608 [0603]</td><td>1.6×0.8</td></tr> </table>		External Dimensions (L×W) (mm)		0603 [0201]	0.6×0.3	1005 [0402]	1.0×0.5	1608 [0603]	1.6×0.8	<table border="1"> <tr><th colspan="2">Material Code</th></tr> <tr><td colspan="2">G, D, E, U</td></tr> </table>		Material Code		G, D, E, U			
Type																							
HPZ	Chip Ferrite Bead For High Frequency and Large Current																						
External Dimensions (L×W) (mm)																							
0603 [0201]	0.6×0.3																						
1005 [0402]	1.0×0.5																						
1608 [0603]	1.6×0.8																						
Material Code																							
G, D, E, U																							
④		⑤		⑦																			
<table border="1"> <tr><th colspan="2">Nominal Impedance</th></tr> <tr><th>Example</th><th>Nominal Value</th></tr> <tr><td>221</td><td>220Ω</td></tr> <tr><td>102</td><td>1000Ω</td></tr> </table>		Nominal Impedance		Example	Nominal Value	221	220Ω	102	1000Ω	<table border="1"> <tr><th colspan="2">Rated Current</th></tr> <tr><td>R60</td><td>0.6A</td></tr> <tr><td>1R0</td><td>1.0A</td></tr> </table>		Rated Current		R60	0.6A	1R0	1.0A	<table border="1"> <tr><th colspan="2">Hazardous Substance Free Products</th></tr> <tr><td colspan="2">F</td></tr> </table>		Hazardous Substance Free Products		F	
Nominal Impedance																							
Example	Nominal Value																						
221	220Ω																						
102	1000Ω																						
Rated Current																							
R60	0.6A																						
1R0	1.0A																						
Hazardous Substance Free Products																							
F																							
		⑥		⑧																			
		<table border="1"> <tr><th colspan="2">Packing</th></tr> <tr><td>T</td><td>Tape &amp; Reel</td></tr> </table>		Packing		T	Tape & Reel	<table border="1"> <tr><th colspan="2">Design Code</th></tr> <tr><td>□□□</td><td>Design Code</td></tr> <tr><td colspan="2">* Standard product is blank</td></tr> </table>		Design Code		□□□	Design Code	* Standard product is blank									
Packing																							
T	Tape & Reel																						
Design Code																							
□□□	Design Code																						
* Standard product is blank																							

## SHAPE AND DIMENSIONS



Unit: mm [inch]

Type	L	W	T	a
HPZ0603 [0201]	0.6±0.05 [.024±.002]	0.3±0.05 [.012±.002]	0.3±0.05 [.012±.002]	0.15±0.05 [.006±.002]
HPZ1005 [0402]	1.0±0.15 [.039±.006]	0.5±0.15 [.020±.006]	0.5±0.15 [.020±.006]	0.25±0.1 [.010±.004]
HPZ1608 [0603]	1.6±0.15 [.063±.006]	0.8±0.15 [.031±.006]	0.8±0.15 [.031±.006]	0.3±0.2 [.012±.008]

## SPECIFICATIONS

### HPZ0603 TYPE

Part Number	Impedance		Max. DC Resistance	Max. Rated Current	Thickness
	@100MHz	@1GHz Min.			
Units	$\Omega$		$\Omega$	mA	mm [inch]
Symbol	Z		DCR	I <sub>r</sub>	T
HPZ0603E250-R60TF	25±25%	63	0.26	600	0.3±0.05 [.012±.002]
HPZ0603E500-R40TF	50±25%	153	0.58	400	

### HPZ1005 TYPE

Part Number	Impedance		Max. DC Resistance	Max. Rated Current	Thickness
	@100MHz	@1GHz Min.			
Units	$\Omega$		$\Omega$	mA	mm [inch]
Symbol	Z		DCR	I <sub>r</sub>	T
HPZ1005D121-R60TF	120±25%	100	0.25	600	0.5±0.15 [.020±.006]
HPZ1005D221-R50TF	220±25%	300	0.38	500	
HPZ1005U121-R60TF	120±25%	100	0.25	600	
HPZ1005U121-1R1TF	120±25%	100	0.13	1100	
HPZ1005U221-R50TF	220±25%	200	0.38	500	
HPZ1005U221-R70TF	220±25%	250	0.25	700	

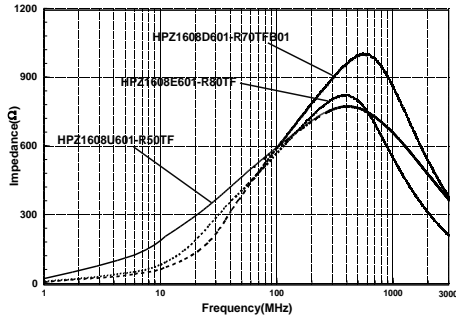
### HPZ1608 TYPE

Part Number	Impedance		Max. DC Resistance	Max. Rated Current	Thickness
	@100MHz	@1GHz Min.			
Units	$\Omega$		$\Omega$	mA	mm [inch]
Symbol	Z		DCR	I <sub>r</sub>	T
HPZ1608G121-R90TFB01	120±25%	500	0.13	900	0.8±0.15 [.031±.006]
HPZ1608D121-1R5TF	120±25%	200	0.07	1500	
HPZ1608D151-R80TF	150±25%	200	0.20	800	
HPZ1608D151-1R5TF	150±25%	200	0.07	1500	
HPZ1608D221-R60TF	220±25%	300	0.25	600	
HPZ1608D221-1R2TF	220±25%	300	0.12	1200	
HPZ1608D331-R90TFB01	330±25%	380	0.15	900	
HPZ1608D391-R70TF	390±25%	600	0.18	700	
HPZ1608D471-R70TFB02	470±25%	550	0.22	700	
HPZ1608D601-R70TFB01	600±25%	750	0.24	700	
HPZ1608D102-R60TF	1000±25%	1000	0.35	600	
HPZ1608E601-R80TF	600±25%	500	0.25	800	
HPZ1608E102-R60TF	1000±25%	600	0.35	600	
HPZ1608E152-R50TF	1500±25%	1000	0.50	500	
HPZ1608U101-R80TF	100±25%	100	0.20	800	
HPZ1608U101-2R0TF	100±25%	100	0.055	2000	
HPZ1608U121-2R0TF	120±25%	110	0.055	2000	
HPZ1608U221-R60TF	220±25%	220	0.25	600	
HPZ1608U471-R50TF	470±25%	400	0.32	500	
HPZ1608U601-R50TF	600±25%	450	0.35	500	
HPZ1608U102-R15TF	1000±25%	750	0.90	150	

※: Products with other electrical characteristics can be provided upon customer's request. Please contact your local sales.

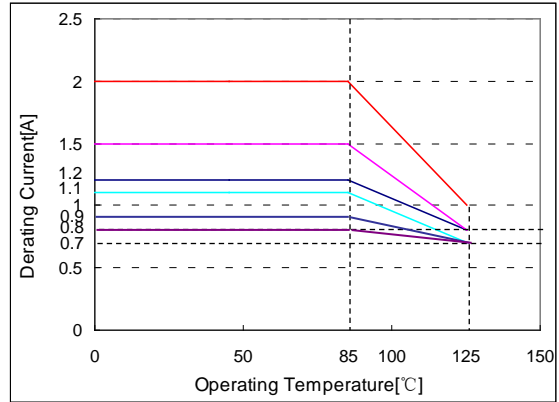
# TYPICAL ELECTRICAL CHARACTERISTICS

## D, E, U Material Comparison



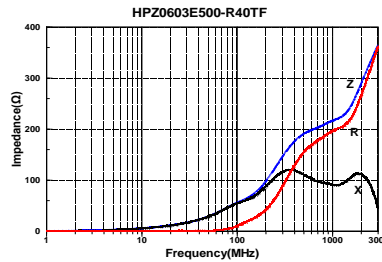
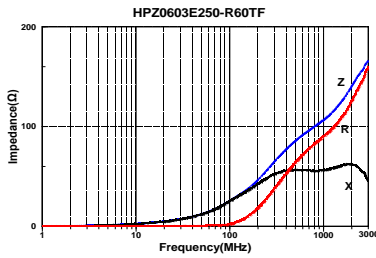
## Rated Current

When operating temperatures exceed +85°C, derating of current is necessary for chip ferrite beads, for which rated current is 800mA and over. Please apply the derating curve shown in chart according to the operating temperature.

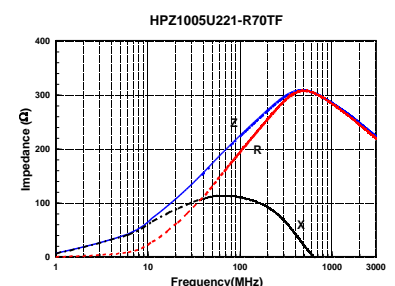
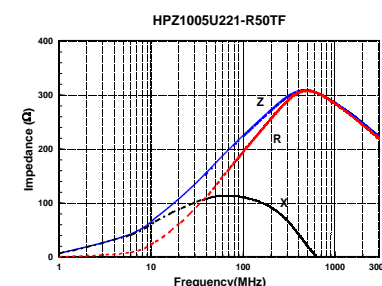
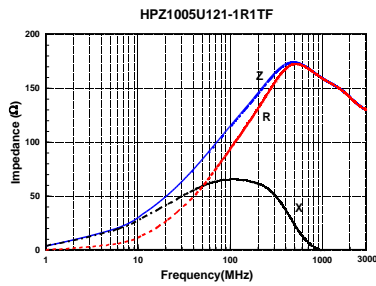
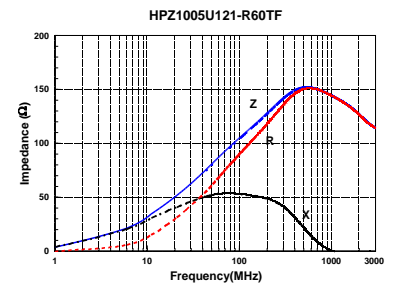
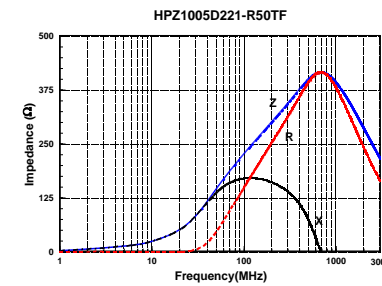
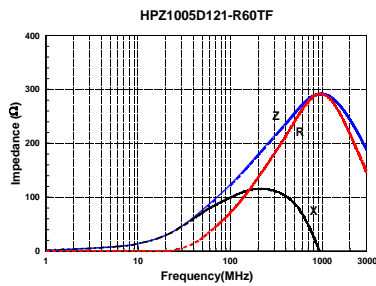


# DETAIL ELECTRICAL CHARACTERISTICS

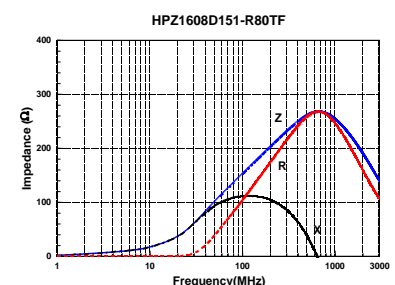
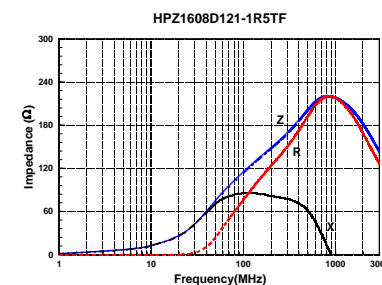
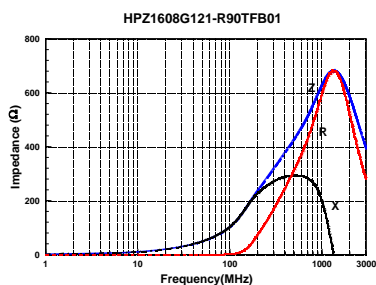
## HPZ0603 TYPE



## HPZ1005 TYPE



## HPZ1608 TYPE





## X-ON Electronics

Largest Supplier of Electrical and Electronic Components

*Click to view similar products for [Ferrite Beads](#) category:*

*Click to view products by [Sunlord](#) manufacturer:*

Other Similar products are found below :

[CZB1EGTTP700P](#) [CZB1JGTTD152P](#) [CZB1JGTTD601P](#) [CZB2AFTTD800P](#) [CZB2AGTTD121P](#) [CZB2AGTTD601P](#) [CZB2BFTTE600P](#)  
[PE-0402FB121ST](#) [NCB0603R301TR050F](#) [NCB0805A320TR050F](#) [NCB-H1206B680TR300F](#) [SMB2.5-1TR](#) [SMB2.5R-2](#) [CZB1EGTTP121P](#)  
[CZB1JGTTD102P](#) [CZB1JGTTD121P](#) [CZB1JGTTD221P](#) [CZB2AGTTD301P](#) [CZB2BFTTE301P](#) [CZB2BFTTE601P](#) [4221R-1](#) [4221R-2](#)  
[432703041971](#) [EMI0805R-2000](#) [EMI0805R-600](#) [SBY100505T-100Y-N](#) [NCB-GH0402D121TR060F](#) [NCB-H1812D125TR150F](#)  
[CZB2AGTTD102P](#) [NCB0402P301TR005F](#) [NCB0603R152TR030F](#) [NCB0805A121TR050F](#) [NCB3312K900TR500F](#) [NCB-](#)  
[H0805A102TR150F](#) [NCB-H0805A221TR300F](#) [NCB-H1806E181TR300F](#) [NCB0402P300TR030F](#) [NCB0805A102TR040F](#)  
[NCB1806E151TR020F](#) [NCB-H0603R121TR300F](#) [NCB-H0805A220TR600F](#) [NCB-H0805A390TR400F](#) [NCB-H1206B121TR300F](#) [NCB-](#)  
[H1206B601TR200F](#) [CIM21J252NE](#) [EMI0805R-220](#) [74279250](#) [7427924](#) [CZB1JGTTD202P](#) [ABUPDE160808121Y00](#)