


Multilayer Chip Ferrite Bead – HZ Series

Operating Temp. : -55°C~+125°C



FEATURES

- Internal silver printed layers and magnetic shielded structures to minimize crosstalk
- Perfect effect for EMI suppression at high frequency ($\geq 1\text{GHz}$) due to its high impedance
- Four types material and wide range of impedance values for various applications

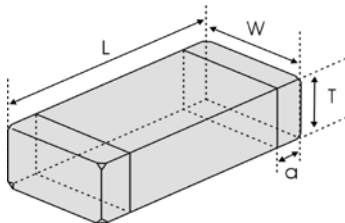
APPLICATIONS

- High frequency noise suppression in electric equipments such as computer and peripheral devices, DVD, cameras, LCD TVs, communication equipments, OA equipments, etc.

PRODUCT IDENTIFICATION

HZ ①	1608 ②	K ③	301 ④	T ⑤	F ⑥	□□□ ⑦																		
<table border="1"> <tr><td colspan="2">Type</td></tr> <tr><td>HZ</td><td>Chip Ferrite Bead for High Frequency</td></tr> </table>		Type		HZ	Chip Ferrite Bead for High Frequency	<table border="1"> <tr><td colspan="2">External Dimensions (L×W) (mm)</td></tr> <tr><td>0603[0201]</td><td>0.6×0.3</td></tr> <tr><td>1005 [0402]</td><td>1.0×0.5</td></tr> <tr><td>1608 [0603]</td><td>1.6×0.8</td></tr> </table>		External Dimensions (L×W) (mm)		0603[0201]	0.6×0.3	1005 [0402]	1.0×0.5	1608 [0603]	1.6×0.8	<table border="1"> <tr><td colspan="3">Material Code</td></tr> <tr><td colspan="3">G, K, D, U</td></tr> </table>			Material Code			G, K, D, U		
Type																								
HZ	Chip Ferrite Bead for High Frequency																							
External Dimensions (L×W) (mm)																								
0603[0201]	0.6×0.3																							
1005 [0402]	1.0×0.5																							
1608 [0603]	1.6×0.8																							
Material Code																								
G, K, D, U																								
<table border="1"> <tr><td colspan="2">Nominal Impedance</td></tr> <tr><td>Example</td><td>Nominal Value</td></tr> <tr><td>301</td><td>300Ω</td></tr> <tr><td>102</td><td>1000Ω</td></tr> </table>		Nominal Impedance		Example	Nominal Value	301	300Ω	102	1000Ω	<table border="1"> <tr><td colspan="2">Hazardous Substance Free Products</td></tr> <tr><td colspan="2">F</td></tr> </table>		Hazardous Substance Free Products		F		<table border="1"> <tr><td colspan="3">Packing</td></tr> <tr><td>T</td><td colspan="2">Tape & Reel</td></tr> </table>			Packing			T	Tape & Reel	
Nominal Impedance																								
Example	Nominal Value																							
301	300Ω																							
102	1000Ω																							
Hazardous Substance Free Products																								
F																								
Packing																								
T	Tape & Reel																							
<table border="1"> <tr><td colspan="2">Design Code</td></tr> <tr><td>□□□</td><td>Design Code</td></tr> <tr><td colspan="2">* Standard product is blank</td></tr> </table>		Design Code		□□□	Design Code	* Standard product is blank																		
Design Code																								
□□□	Design Code																							
* Standard product is blank																								

SHAPE AND DIMENSIONS



Unit: mm [inch]

Type	L	W	T	a
HZ0603 [0201]	0.6±0.05 [.024±.002]	0.3±0.05 [.012±.002]	0.3±0.05 [.012±.002]	0.15±0.05 [.006±.002]
HZ1005 [0402]	1.0±0.15 [.039±.006]	0.5±0.15 [.020±.006]	0.5±0.15 [.020±.006]	0.25±0.1 [.010±.004]
HZ1608 [0603]	1.6±0.15 [.063±.006]	0.8±0.15 [.031±.006]	0.8±0.15 [.031±.006]	0.3±0.2 [.012±.008]

SPECIFICATIONS

HZ0603 TYPE

Part Number	Impedance		Max. DC Resistance	Max. Rated Current	Thickness
	@100MHz	@1GHz Min.			
Units	Ω		Ω	mA	mm [inch]
Symbol	Z		DCR	I _r	T
HZ0603D331TF	330±25%	450	1.00	200	0.3±0.05 [.012±.002]
HZ0603D471TF	470±25%	600	1.30	175	
HZ0603D601TF	600±25%	900	1.70	150	
HZ0603G121TF	120±25%	600	1.50	200	
HZ0603G221TF	220±25%	720	2.00	150	

SPECIFICATIONS

HZ1005 TYPE

Part Number	Impedance		Max. DC Resistance	Max. Rated Current	Thickness
	@100MHz	@1GHz Min.			
Units	Ω		Ω	mA	mm [inch]
Symbol	Z		DCR	I _r	T
HZ1005G121TF	120±25%	500	0.70	300	0.5±0.15 [.020±.006]
HZ1005G221TF	220±25%	900	1.00	250	
HZ1005D221TFB01	220±25%	300	0.50	300	
HZ1005D301TF	300±25%	400	1.00	100	
HZ1005D601TF	600±25%	700	1.50	100	
HZ1005D102TF	1000±25%	900	1.80	50	
HZ1005K181TF	180±25%	400	1.00	100	
HZ1005K301TF	300±25%	600	1.10	100	
HZ1005K471TF	470±25%	900	1.30	100	
HZ1005K601TFB01	600±25%	1100	0.85	300	
HZ1005K102TFB01	1000±25%	1200	1.25	250	
HZ1005K152TF	1500±25%	1400	2.20	50	
HZ1005K182TFB03	1800±25%	1620	2.20	200	
HZ1005U601TFB02	600±25%	600	0.70	300	
HZ1005U102TFB01	1000±25%	900	1.10	250	

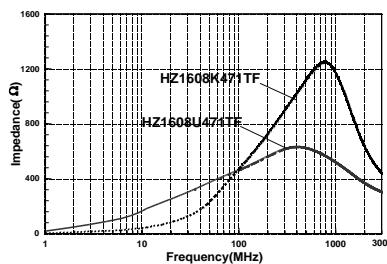
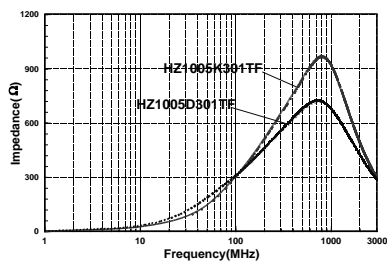
HZ1608 TYPE

Part Number	Impedance		Max. DC Resistance	Max. Rated Current	Thickness
	@100MHz	@1GHz Min.			
Units	Ω		Ω	mA	mm [inch]
Symbol	Z		DCR	I _r	T
HZ1608K471TF	470±25%	700	1.20	100	0.8±0.15 [.031±.006]
HZ1608K601TF	600±25%	850	1.50	100	
HZ1608K102TF	1000±25%	1100	1.80	50	
HZ1608U181TF	180±25%	180	0.55	200	
HZ1608U301TF	300±25%	300	0.75	200	
HZ1608U471TF	470±25%	400	0.85	200	
HZ1608U601TF	600±25%	450	1.00	200	
HZ1608U102TF	1000±25%	750	1.60	100	

※: Products with other electrical characteristics can be provided upon customer's request. Please contact your local sales.

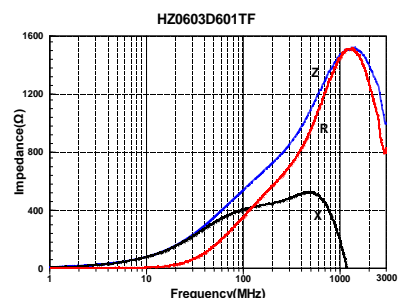
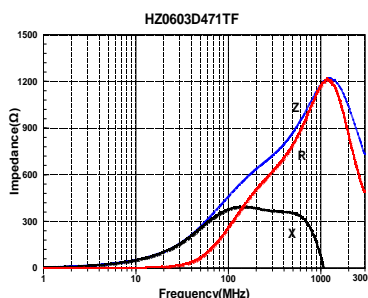
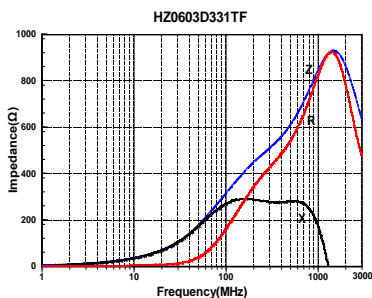
TYPICAL ELECTRICAL CHARACTERISTICS

D, K, U Material Comparison



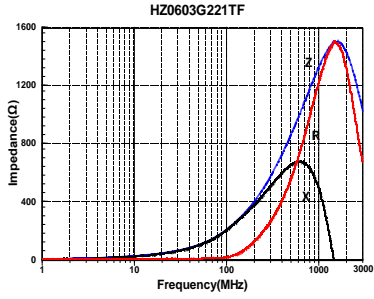
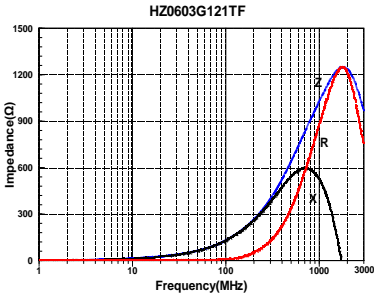
DETAIL ELECTRICAL CHARACTERISTICS

HZ0603 TYPE

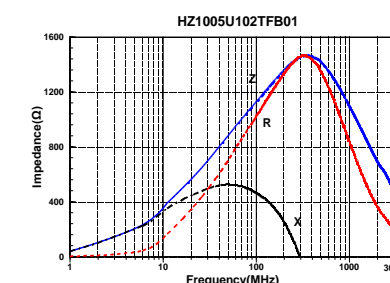
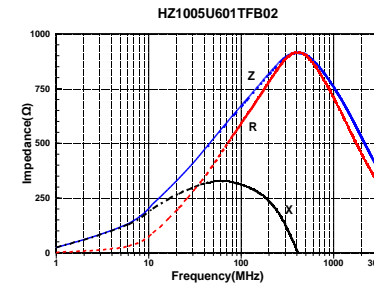
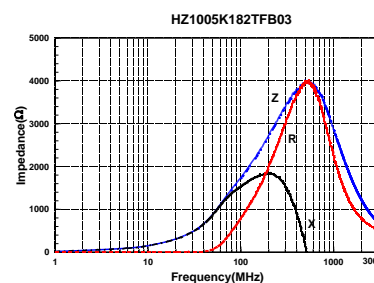
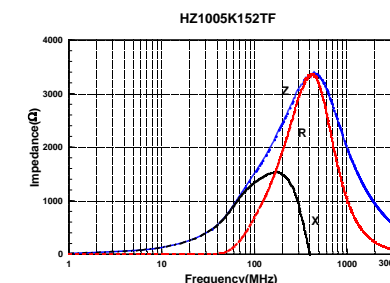
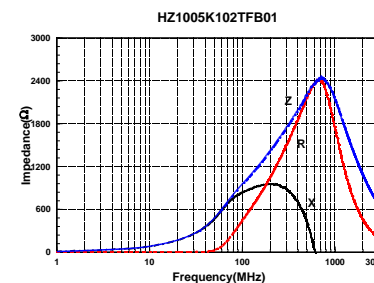
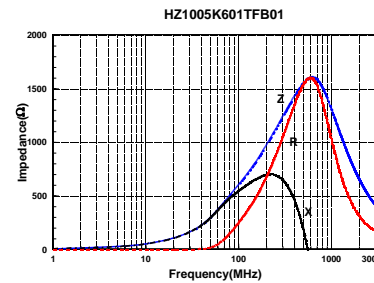
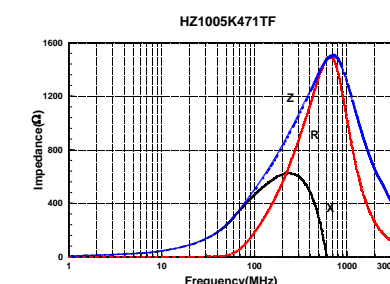
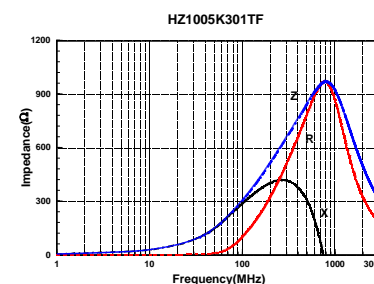
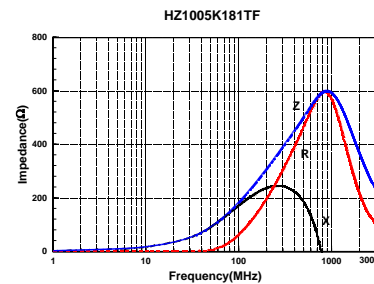
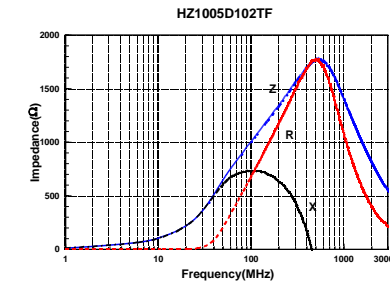
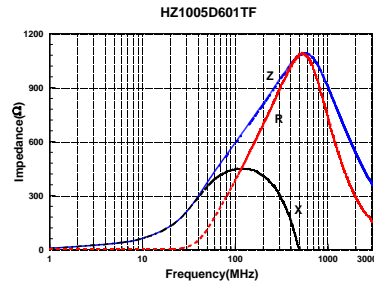
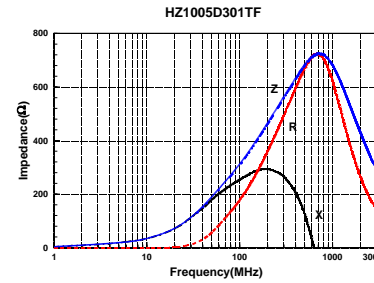
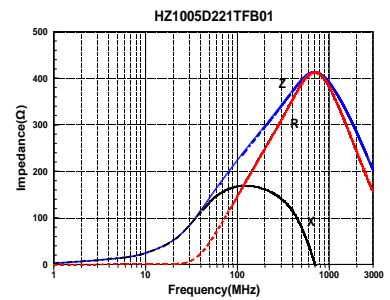
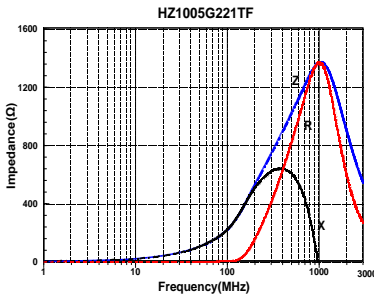
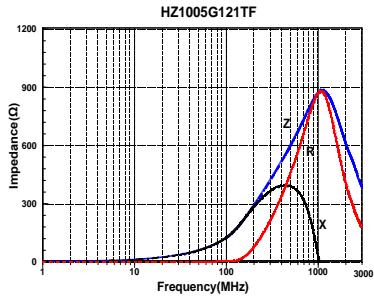


DETAIL ELECTRICAL CHARACTERISTICS

HZ0603 TYPE

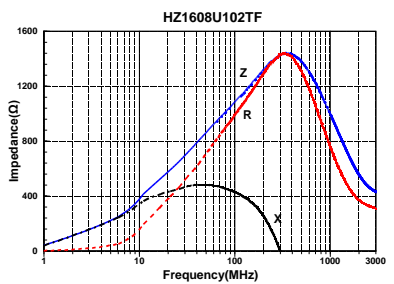
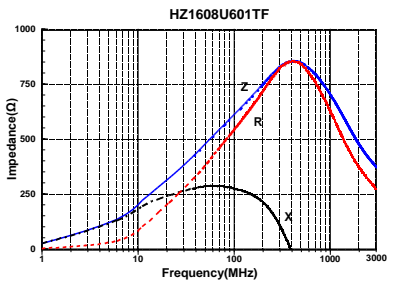
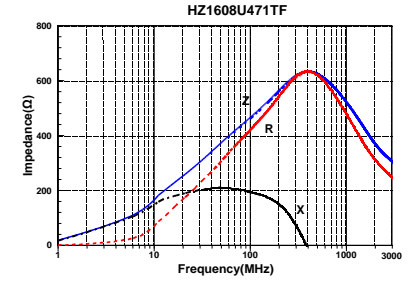
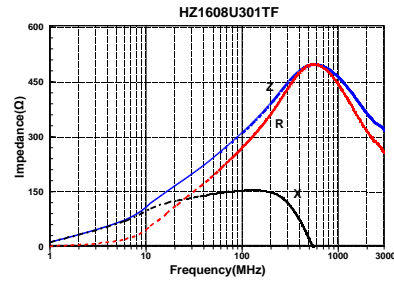
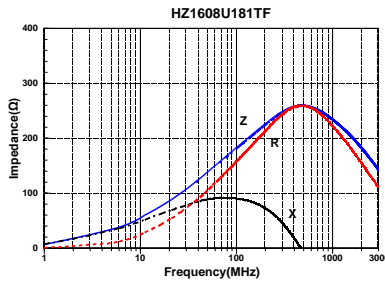
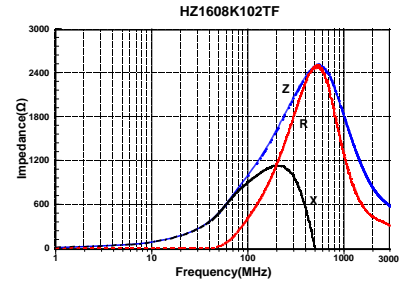
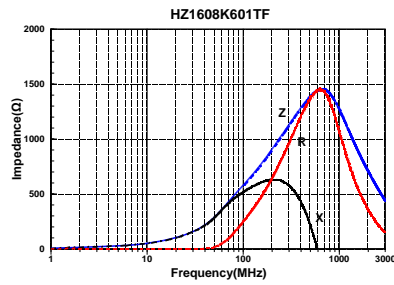
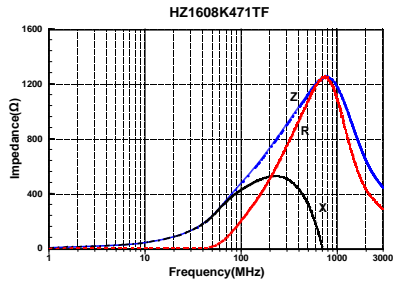


HZ1005 TYPE



DETAIL ELECTRICAL CHARACTERISTICS

HZ1608 TYPE



X-ON Electronics

Largest Supplier of Electrical and Electronic Components

Click to view similar products for [Ferrite Beads](#) category:

Click to view products by [Sunlord](#) manufacturer:

Other Similar products are found below :

[CZB1EGTTP700P](#) [CZB1JGTTD152P](#) [CZB1JGTTD601P](#) [CZB2AFTTD800P](#) [CZB2AGTTD121P](#) [CZB2AGTTD601P](#) [CZB2BFTTE600P](#)
[PE-0402FB121ST](#) [NCB0603R301TR050F](#) [NCB0805A320TR050F](#) [NCB-H1206B680TR300F](#) [SMB2.5-1TR](#) [SMB2.5R-2](#) [CZB1EGTTP121P](#)
[CZB1JGTTD102P](#) [CZB1JGTTD121P](#) [CZB1JGTTD221P](#) [CZB2AGTTD301P](#) [CZB2BFTTE301P](#) [CZB2BFTTE601P](#) [4221R-1](#) [4221R-2](#)
[432703041971](#) [EMI0805R-2000](#) [EMI0805R-600](#) [SBY100505T-100Y-N](#) [NCB-GH0402D121TR060F](#) [NCB-H1812D125TR150F](#)
[CZB2AGTTD102P](#) [NCB0402P301TR005F](#) [NCB0603R152TR030F](#) [NCB0805A121TR050F](#) [NCB3312K900TR500F](#) [NCB-](#)
[H0805A102TR150F](#) [NCB-H0805A221TR300F](#) [NCB-H1806E181TR300F](#) [NCB0402P300TR030F](#) [NCB0805A102TR040F](#)
[NCB1806E151TR020F](#) [NCB-H0603R121TR300F](#) [NCB-H0805A220TR600F](#) [NCB-H0805A390TR400F](#) [NCB-H1206B121TR300F](#) [NCB-](#)
[H1206B601TR200F](#) [CIM21J252NE](#) [EMI0805R-220](#) [74279250](#) [7427924](#) [CZB1JGTTD202P](#) [ABUPDE160808121Y00](#)