


Multilayer Chip Inductor for Choke – MCL Series

Operating Temp. : -40°C~+85°C



FEATURES

- Monolithic structure for high reliability
- Excellent solderability and high heat resistance
- No cross coupling due to magnetic shield
- High DC bias current due to developed material
- Low DC resistance

APPLICATIONS

- Choke circuits in DC power line of consumer electronics such as personal computers, mobile phones, digital cameras, digital video cameras, and music players

PRODUCT IDENTIFICATION

MCL

1608

S

1R0

M

T

①

②

③

④

⑤

⑥

①

Type	
MCL	Chip Inductor for Choke

②

External Dimensions (L×W) (mm)	
1608 [0603]	1.6×0.8
2012 [0805]	2.0×1.25

③

Feature Type	
S	Standard
H	Ir-Improved

④

Nominal Inductance	
Example	Nominal Value
1R0	1.0μH
※R=小数点	

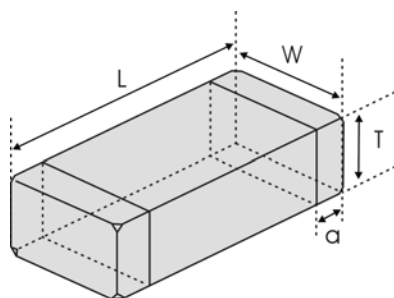
⑤

Inductance Tolerance	
M	±20%
N	±30%

⑥

Packing	
T	Tape & Reel

SHAPE AND DIMENSIONS



Unit: mm [inch]

Type	L	W	T	a
MCL1608 [0603]	1.6±0.15 [.063±.006]	0.8±0.15 [.031±.006]	0.8±0.15 [.031±.006]	0.3±0.2 [.012±.008]
MCL2012 [0805]	2.0 (+0.3, -0.1) [.079 (+.012, -.004)]	1.25±0.2 [.049±.008]	0.85±0.2 [.033±.008]	0.5±0.3 [.020±.012]
			1.25±0.2 [.049±.008]	

SPECIFICATIONS

MCL1608 TYPE

Part Number	Inductance	L Test Freq.	Min. Self-resonant Frequency	DC Resistance	Max. Rated Current	Thickness
Units	μH	MHz	MHz	Ω	mA	mm [inch]
Symbol	L	Freq.	S.R.F	DCR	Ir*	T
MCL1608SR10□T	0.1	1	240	0.14±30%	700	0.8±0.15 [.031±.006]
MCL1608SR22□T	0.22	1	150	0.27±30%	550	
MCL1608SR47□T	0.47	1	105	0.42±30%	400	
MCL1608S1R0□T	1.0	1	75	0.20±30%	190	
MCL1608S2R2□T	2.2	1	50	0.40±30%	140	
MCL1608S4R7□T	4.7	1	35	0.60±30%	100	
MCL1608S100□T	10	1	20	0.90±30%	50	

MCL2012 TYPE

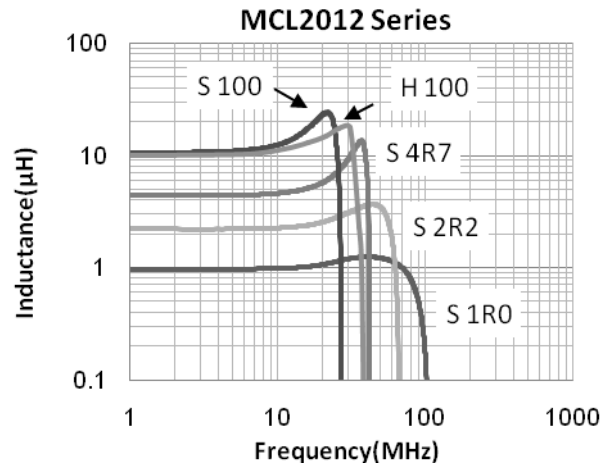
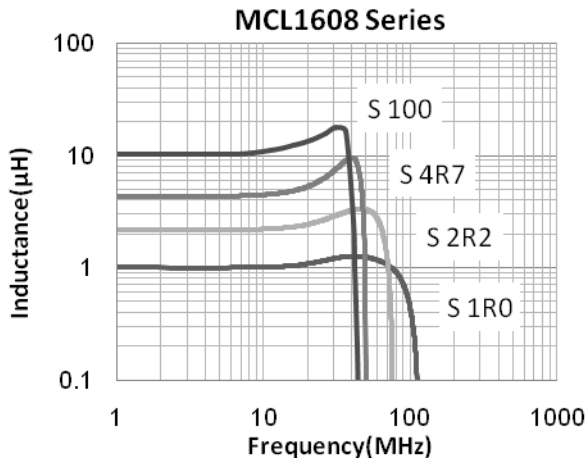
Part Number	Inductance	L Test Freq.	Min. Self-resonant Frequency	DC Resistance	Max. Rated Current	Thickness
Units	μH	MHz	MHz	Ω	mA	mm [inch]
Symbol	L	Freq.	S.R.F	DCR	Ir*	T
MCL2012SR10□T	0.1	1	235	0.07±30%	1000	0.85±0.2 [.033±.008]
MCL2012SR22□T	0.22	1	170	0.13±30%	800	
MCL2012SR47□T	0.47	1	125	0.18±30%	550	
MCL2012S1R0□T	1.0	1	75	0.20±30%	300	
MCL2012S2R2□T	2.2	1	50	0.28±30%	220	
MCL2012S4R7□T	4.7	1	25	0.30±30%	180	
MCL2012S100□T	10	1	15	0.50±30%	60	1.25±0.2 [.049±.008]
MCL2012H100□T	10	1	20	0.50±30%	100	

※□: Please specify the inductance tolerance code (M=±20%, N=±30%);

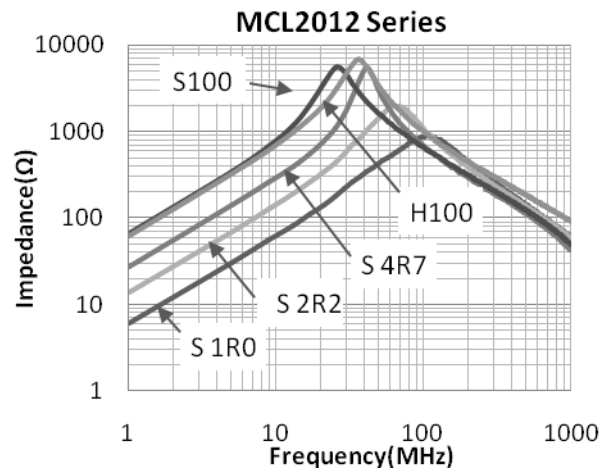
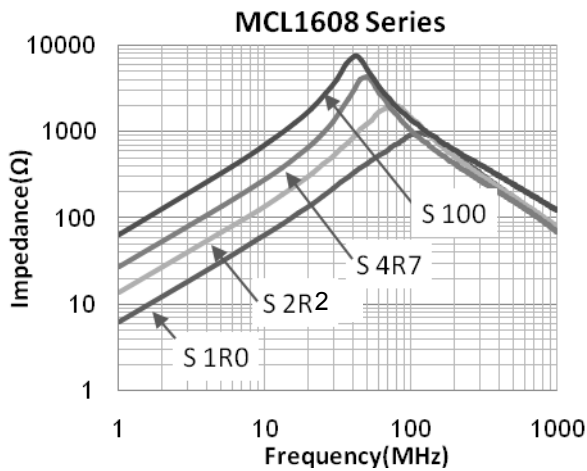
※*: The rated current is the value of DC current at which the inductance value is dropped within 50% with the application of DC bias.

TYPICAL ELECTRICAL CHARACTERISTICS

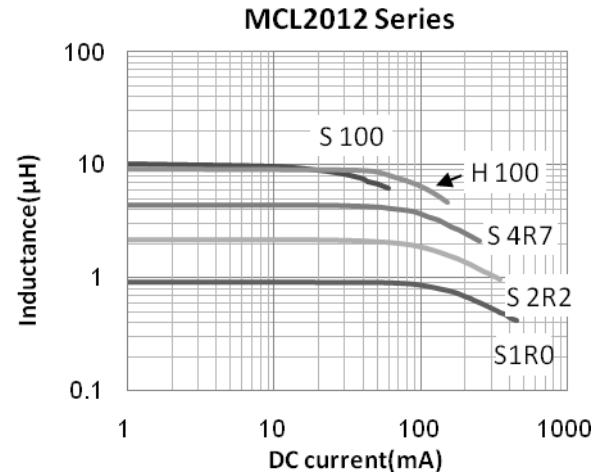
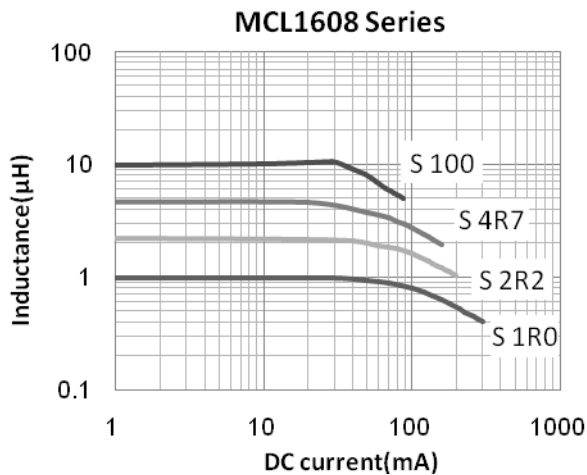
Inductance vs. Frequency Characteristics



Impedance vs. Frequency Characteristics



Inductance vs. DC Current Characteristics



X-ON Electronics

Largest Supplier of Electrical and Electronic Components

Click to view similar products for [Fixed Inductors](#) category:

Click to view products by [Sunlord](#) manufacturer:

Other Similar products are found below :

[MLZ1608M6R8WTD25](#) [MLZ1608N6R8LT000](#) [MLZ1608N3R3LTD25](#) [MLZ1608N3R3LT000](#) [MLZ1608N150LT000](#)
[MLZ1608M150WTD25](#) [MLZ1608M3R3WTD25](#) [MLZ1608M3R3WT000](#) [MLZ1608M150WT000](#) [MLZ1608A1R5WT000](#)
[MLZ1608N1R5LT000](#) [B82432C1333K000](#) [PCMB053T-1R0MS](#) [PCMB053T-1R5MS](#) [PCMB104T-1R5MS](#) [CR32NP-100KC](#) [CR32NP-151KC](#) [CR32NP-180KC](#) [CR32NP-181KC](#) [CR32NP-1R5MC](#) [CR32NP-390KC](#) [CR32NP-3R9MC](#) [CR32NP-680KC](#) [CR32NP-820KC](#)
[CR32NP-8R2MC](#) [CR43NP-390KC](#) [CR43NP-560KC](#) [CR43NP-680KC](#) [CR54NP-181KC](#) [CR54NP-470LC](#) [CR54NP-820KC](#) [CR54NP-8R5MC](#)
[MGDQ4-00004-P](#) [MGDU1-00016-P](#) [MHL1ECTTP18NJ](#) [MHL1JCTTD12NJ](#) [PE-51506NL](#) [PE-53601NL](#) [PE-53630NL](#) [PE-53824SNLT](#) [PE-62892NL](#) [PE-92100NL](#) [PG0434.801NLT](#) [PG0936.113NLT](#) [PM06-2N7](#) [PM06-39NJ](#) [HC2LP-R47-R](#) [HC2-R47-R](#) [HC3-2R2-R](#) [HC8-1R2-R](#)