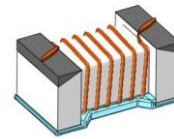


# Wire Wound Chip Ceramic Inductor - MWSD-C-M Series

Operating Temp. : -40°C~+125°C



## FEATURES

- Small chip suitable for surface mounting
- High Q value and high self-resonant frequency with ceramic material
- Tight inductance tolerance and high reliability
- Single-sided package, thinner than SDWL-C-M series

## APPLICATIONS

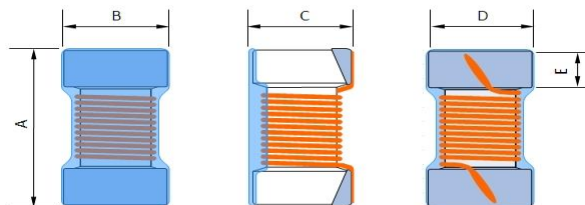
- High frequency circuit in telecommunication and other equipments
- Mobile phones such as GSM, CDMA, TD-LTE, FDD-LTE, PDC, 5GNR, etc.
- Bluetooth, W-LAN, Broadband network

## PRODUCT IDENTIFICATION

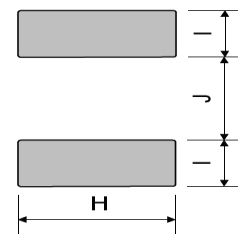
<b>MWSD</b> ①	<b>1005</b> ②	<b>C</b> ③	<b>10N</b> ④	<b>S</b> ⑤	<b>T</b> ⑥	<b>M01</b> ⑦																																
<table border="1"> <tr><th colspan="2">Type</th></tr> <tr><td>MWSD</td><td>Wire Wound Chip Inductor</td></tr> </table>		Type		MWSD	Wire Wound Chip Inductor	<table border="1"> <tr><th colspan="2">External Dimensions</th></tr> <tr><td colspan="2">1005 [0402]</td></tr> </table>		External Dimensions		1005 [0402]		<table border="1"> <tr><th colspan="2">Material Code</th></tr> <tr><td>C</td><td>Ceramic</td></tr> </table>			Material Code		C	Ceramic																				
Type																																						
MWSD	Wire Wound Chip Inductor																																					
External Dimensions																																						
1005 [0402]																																						
Material Code																																						
C	Ceramic																																					
<table border="1"> <tr><th colspan="2">Nominal Inductance</th></tr> <tr><th>Example</th><th>Nominal Value</th></tr> <tr><td>4N7</td><td>4.7nH</td></tr> <tr><td>10N</td><td>10nH</td></tr> <tr><td>R10</td><td>100nH</td></tr> </table>		Nominal Inductance		Example	Nominal Value	4N7	4.7nH	10N	10nH	R10	100nH	<table border="1"> <tr><th colspan="2">Inductance Tolerance</th></tr> <tr><td>B</td><td>±0.1nH</td></tr> <tr><td>C</td><td>±0.2nH</td></tr> <tr><td>S</td><td>±0.3nH</td></tr> <tr><td>D</td><td>±0.5nH</td></tr> <tr><td>G</td><td>±2%</td></tr> <tr><td>H</td><td>±3%</td></tr> <tr><td>J</td><td>±5%</td></tr> </table>		Inductance Tolerance		B	±0.1nH	C	±0.2nH	S	±0.3nH	D	±0.5nH	G	±2%	H	±3%	J	±5%	<table border="1"> <tr><th colspan="2">Packing</th></tr> <tr><td>B</td><td>Bulk Package</td></tr> <tr><td>T</td><td>Tape &amp; Reel</td></tr> </table>			Packing		B	Bulk Package	T	Tape & Reel
Nominal Inductance																																						
Example	Nominal Value																																					
4N7	4.7nH																																					
10N	10nH																																					
R10	100nH																																					
Inductance Tolerance																																						
B	±0.1nH																																					
C	±0.2nH																																					
S	±0.3nH																																					
D	±0.5nH																																					
G	±2%																																					
H	±3%																																					
J	±5%																																					
Packing																																						
B	Bulk Package																																					
T	Tape & Reel																																					
<table border="1"> <tr><th colspan="2">Internal Code</th></tr> <tr><td>M01/M11</td><td>Internal Code</td></tr> </table>						Internal Code		M01/M11	Internal Code																													
Internal Code																																						
M01/M11	Internal Code																																					

## SHAPE AND DIMENSIONS

MWSD1005C-M



Land Pattern



Unit: mm

Series	A	B	C	D	E	H REF.	I REF.	J REF.
MWSD1005C-M	1.1±0.1	0.6±0.1	0.55±0.1	0.5±0.1	0.2±0.1	0.65	0.35	0.50

# SPECIFICATIONS

## MWSD1005C -M01 TYPE

Part Number	Inductance	Tolerance	Min. Quality Factor	L/Q Test Freq.	Max. DC Resistance	Max. Rated Current	Min. Self-resonant Frequency
Units	nH	-	-	MHz	Ω	mA	MHz
Symbol	L	-	Q	Freq.	DCR	I <sub>r</sub>	S.R.F
MWSD1005C1N5□TM01	1.5	B,C,D	10	100/250	0.03	1000	>6000
MWSD1005C1N6□TM01	1.6	C,D	10	100/250	0.07	750	>6000
MWSD1005C1N7□TM01	1.7	C,D	10	100/250	0.10	640	>6000
MWSD1005C1N8□TM01	1.8	C,D	10	100/250	0.16	460	>6000
MWSD1005C2N4□TM01	2.4	B,C,D	20	100/250	0.05	850	>6000
MWSD1005C2N5□TM01	2.5	B,C,D	20	100/250	0.05	850	>6000
MWSD1005C2N6□TM01	2.6	B,C,D	20	100/250	0.05	850	>6000
MWSD1005C2N7□TM01	2.7	B,C,D	20	100/250	0.05	850	>6000
MWSD1005C2N8□TM01	2.8	B,C,D	20	100/250	0.05	850	>6000
MWSD1005C2N9□TM01	2.9	B,C,D	20	100/250	0.07	750	>6000
MWSD1005C3N0□TM01	3.0	B,C,D	20	100/250	0.07	750	>6000
MWSD1005C3N1□TM01	3.1	B,C,D	20	100/250	0.13	570	>6000
MWSD1005C3N2□TM01	3.2	B,C,D	15	100/250	0.17	500	>6000
MWSD1005C3N9□TM01	3.9	C,D	25	100/250	0.07	750	>6000
MWSD1005C4N1□TM01	4.1	B,C,D	25	100/250	0.07	750	>6000
MWSD1005C4N3□TM01	4.3	B,C,D	25	100/250	0.07	750	>6000
MWSD1005C4N4□TM01	4.4	B,C,D	25	100/250	0.07	750	>6000
MWSD1005C4N5□TM01	4.5	B,C,D	25	100/250	0.07	750	>6000
MWSD1005C4N6□TM01	4.6	B,C,D	25	100/250	0.07	750	>6000
MWSD1005C4N7□TM01	4.7	B,C,D	25	100/250	0.07	750	>6000
MWSD1005C4N8□TM01	4.8	B,C,D	25	100/250	0.07	750	>6000
MWSD1005C4N9□TM01	4.9	B,C,D	25	100/250	0.12	600	>6000
MWSD1005C5N0□TM01	5.0	B,C,D	25	100/250	0.12	600	>6000
MWSD1005C5N1□TM01	5.1	B,C,D	25	100/250	0.12	600	>6000
MWSD1005C5N8□TM01	5.8	B,C,D	25	100/250	0.12	700	>6000
MWSD1005C6N2□TM01	6.2	B,C,D	25	100/250	0.09	700	>6000
MWSD1005C6N3□TM01	6.3	B,C,D	25	100/250	0.09	700	6000
MWSD1005C6N4□TM01	6.4	B,C,D	25	100/250	0.09	700	6000
MWSD1005C6N5□TM01	6.5	B,C,D	25	100/250	0.09	700	6000
MWSD1005C6N6□TM01	6.6	B,C,D	25	100/250	0.09	700	6000
MWSD1005C6N7□TM01	6.7	B,C,D	25	100/250	0.09	700	6000
MWSD1005C6N8□TM01	6.8	G,H,J	25	100/250	0.09	700	6000
MWSD1005C6N9□TM01	6.9	G,H,J	25	100/250	0.13	570	6000
MWSD1005C7N0□TM01	7.0	G,H,J	25	100/250	0.13	570	6000
MWSD1005C7N1□TM01	7.1	G,H,J	25	100/250	0.13	570	6000
MWSD1005C7N2□TM01	7.2	G,H,J	25	100/250	0.13	570	6000
MWSD1005C7N3□TM01	7.3	G,H,J	25	100/250	0.13	570	6000
MWSD1005C7N5□TM01	7.5	G,H,J	25	100/250	0.13	570	6000
MWSD1005C8N2□TM01	8.2	G,H,J	25	100/250	0.14	540	5500
MWSD1005C8N6□TM01	8.6	G,H,J	25	100/250	0.14	540	5500
MWSD1005C8N7□TM01	8.7	G,H,J	25	100/250	0.14	540	5500
MWSD1005C8N8□TM01	8.8	G,H,J	25	100/250	0.14	540	5500
MWSD1005C8N9□TM01	8.9	G,H,J	25	100/250	0.14	540	5500
MWSD1005C9N0□TM01	9.0	G,H,J	25	100/250	0.14	540	5500
MWSD1005C9N1□TM01	9.1	G,H,J	25	100/250	0.14	540	5500
MWSD1005C9N2□TM01	9.2	G,H,J	25	100/250	0.14	540	5500
MWSD1005C9N3□TM01	9.3	G,H,J	25	100/250	0.14	540	5500
MWSD1005C9N4□TM01	9.4	G,H,J	25	100/250	0.14	540	5500
MWSD1005C9N5□TM01	9.5	G,H,J	25	100/250	0.14	540	5500
MWSD1005C9N6□TM01	9.6	G,H,J	25	100/250	0.14	540	5500
MWSD1005C9N7□TM01	9.7	G,H,J	25	100/250	0.14	540	5500

# SPECIFICATIONS

## MWSD1005C-M01 TYPE

Part Number	Inductance	Tolerance	Min. Quality Factor	L/Q Test Freq.	Max. DC Resistance	Max. Rated Current	Min. Self-resonant Frequency
Units	nH	-	-	MHz	Ω	mA	MHz
Symbol	L	-	Q	Freq.	DCR	I <sub>r</sub>	S.R.F
MWSD1005C9N8□TM01	9.8	G,H,J	25	100/250	0.14	540	5500
MWSD1005C9N9□TM01	9.9	G,H,J	25	100/250	0.14	540	5500
MWSD1005C10N□TM01	10	G,H,J	25	100/250	0.17	500	5500
MWSD1005C11N□TM01	11	G,H,J	30	100/250	0.14	500	5500
MWSD1005C12N□TM01	12	G,H,J	30	100/250	0.14	500	5500
MWSD1005C13N□TM01	13	G,H,J	25	100/250	0.21	430	5000
MWSD1005C15N□TM01	15	G,H,J	30	100/250	0.16	460	5000
MWSD1005C16N□TM01	16	G,H,J	25	100/250	0.24	370	4500
MWSD1005C18N□TM01	18	G,H,J	25	100/250	0.27	370	4500
MWSD1005C19N□TM01	19	G,H,J	25	100/250	0.27	370	4500
MWSD1005C20N□TM01	20	G,H,J	25	100/250	0.27	370	4000
MWSD1005C22N□TM01	22	G,H,J	25	100/250	0.30	310	4000
MWSD1005C23N□TM01	23	G,H,J	25	100/250	0.30	310	3800
MWSD1005C24N□TM01	24	G,H,J	25	100/250	0.52	280	3500
MWSD1005C27N□TM01	27	G,H,J	25	100/250	0.52	280	3500
MWSD1005C30N□TM01	30	G,H,J	25	100/250	0.58	270	3300
MWSD1005C33N□TM01	33	G,H,J	25	100/250	0.63	260	3200
MWSD1005C36N□TM01	36	G,H,J	25	100/250	0.63	260	3100
MWSD1005C39N□TM01	39	G,H,J	25	100/250	0.70	250	3000
MWSD1005C40N□TM01	40	G,H,J	25	100/250	0.70	250	3000
MWSD1005C43N□TM01	43	G,H,J	25	100/250	0.70	250	3000
MWSD1005C47N□TM01	47	G,H,J	25	100/200	1.08	210	2900
MWSD1005C51N□TM01	51	G,H,J	25	100/200	1.08	210	2850
MWSD1005C56N□TM01	56	G,H,J	25	100/200	1.17	200	2800
MWSD1005C62N□TM01	62	G,H,J	20	100/200	1.82	145	2600
MWSD1005C68N□TM01	68	G,H,J	20	100/200	1.96	140	2500
MWSD1005C72N□TM01	72	G,H,J	20	100/150	2.10	135	2500
MWSD1005C75N□TM01	75	G,H,J	20	100/150	2.10	135	2400
MWSD1005C82N□TM01	82	G,H,J	20	100/150	2.24	130	2300
MWSD1005C91N□TM01	91	G,H,J	20	100/150	2.38	125	2100
MWSD1005CR10□TM01	100	G,H,J	20	100/150	2.52	120	1500
MWSD1005CR12□TM01	120	G,H,J	20	100/150	2.66	110	1000

## MWSD1005C-M11 TYPE

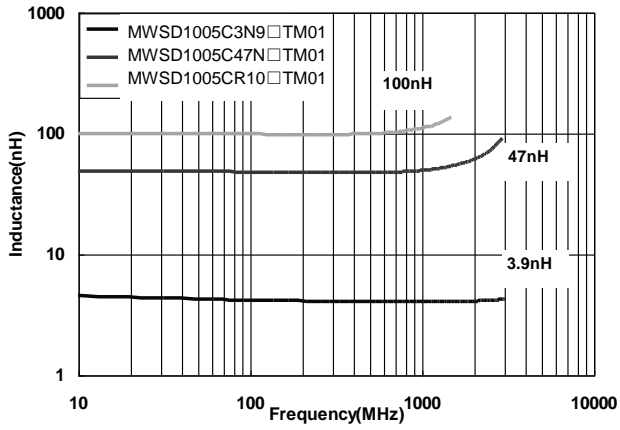
Part Number	Inductance	Tolerance	Min. Quality Factor	L/Q Test Freq.	Max. DC Resistance	Max. Rated Current	Min. Self-resonant Frequency
Units	nH	-	-	MHz	Ω	mA	MHz
Symbol	L	-	Q	Freq.	DCR	I <sub>r</sub>	S.R.F
MWSD1005C1N3□TM11	1.3	C,D	20	100/250	0.017	1200	>6000
MWSD1005C2N2□TM11	2.2	C,D	25	100/250	0.027	1000	>6000
MWSD1005C2N4□TM11	2.4	C,D	25	100/250	0.027	1000	>6000
MWSD1005C3N3□TM11	3.3	C,D	30	100/250	0.040	900	>6000
MWSD1005C3N4□TM11	3.4	C,D	30	100/250	0.040	900	>6000
MWSD1005C3N6□TM11	3.6	C,D	30	100/250	0.040	900	>6000
MWSD1005C3N9□TM11	3.9	C,D	30	100/250	0.040	900	>6000
MWSD1005C4N7□TM11	4.7	C,D	30	100/250	0.051	800	>6000
MWSD1005C5N1□TM11	5.1	D	30	100/250	0.051	800	>6000
MWSD1005C5N6□TM11	5.6	C,D	30	100/250	0.051	800	>6000

※: Please refer to "Measurement Notice For RF Inductors".

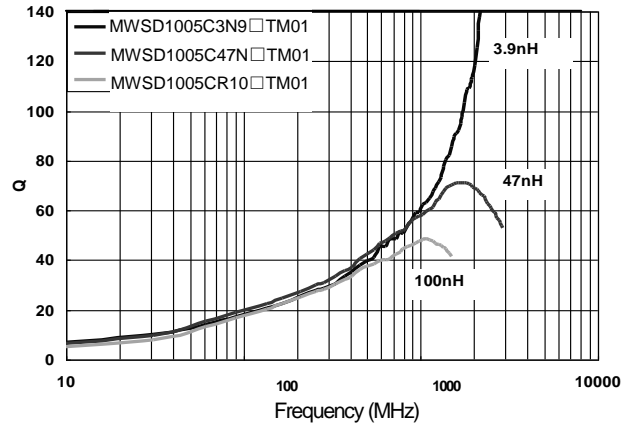
# TYPICAL ELECTRICAL CHARACTERISTICS

MWSD1005C-M TYPE

Inductance vs. Frequency Characteristics



Q vs. Frequency Characteristics



## X-ON Electronics

Largest Supplier of Electrical and Electronic Components

*Click to view similar products for [Fixed Inductors](#) category:*

*Click to view products by [Sunlord](#) manufacturer:*

Other Similar products are found below :

[MLZ1608M6R8WTD25](#) [MLZ1608N6R8LT000](#) [MLZ1608N3R3LTD25](#) [MLZ1608N3R3LT000](#) [MLZ1608N150LT000](#)  
[MLZ1608M150WTD25](#) [MLZ1608M3R3WTD25](#) [MLZ1608M3R3WT000](#) [MLZ1608M150WT000](#) [MLZ1608A1R5WT000](#)  
[MLZ1608N1R5LT000](#) [B82432C1333K000](#) [PCMB053T-1R0MS](#) [PCMB053T-1R5MS](#) [PCMB104T-1R5MS](#) [CR32NP-100KC](#) [CR32NP-151KC](#) [CR32NP-180KC](#) [CR32NP-181KC](#) [CR32NP-1R5MC](#) [CR32NP-390KC](#) [CR32NP-3R9MC](#) [CR32NP-680KC](#) [CR32NP-820KC](#)  
[CR32NP-8R2MC](#) [CR43NP-390KC](#) [CR43NP-560KC](#) [CR43NP-680KC](#) [CR54NP-181KC](#) [CR54NP-470LC](#) [CR54NP-820KC](#) [CR54NP-8R5MC](#)  
[MGDQ4-00004-P](#) [MGDU1-00016-P](#) [MHL1ECTTP18NJ](#) [MHL1JCTTD12NJ](#) [PE-51506NL](#) [PE-53601NL](#) [PE-53630NL](#) [PE-53824SNLT](#) [PE-62892NL](#) [PE-92100NL](#) [PG0434.801NLT](#) [PG0936.113NLT](#) [PM06-2N7](#) [PM06-39NJ](#) [HC2LP-R47-R](#) [HC2-R47-R](#) [HC3-2R2-R](#) [HC8-1R2-R](#)