


Multilayer Chip Audio Bead – MZA Series

Operating Temp. : -55°C~+125°C



FEATURES

- Internal silver printed layers and magnetic shielded structures to minimize crosstalk
- Perfect effect for EMI suppression at high frequency
- Low DC resistance suitable for large current signals
- Excellent performance of THD+N

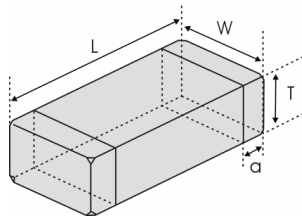
APPLICATIONS

- Mobile phones, TV sound frequency equipment such as audio line isolation EMI

PRODUCT IDENTIFICATION

<u>MZAH</u> ①	<u>1608</u> ②	<u>G</u> ③	<u>471</u> ④	<u>-1R6</u> ⑤	<u>T</u> ⑥	<u>F</u> ⑦																
<table border="1"> <thead> <tr> <th colspan="2">Type</th> </tr> </thead> <tbody> <tr> <td>MZAS</td> <td>Audio Filter for High Speed Signal</td> </tr> <tr> <td>MZAH</td> <td>Audio Filter for High Frequency Noise</td> </tr> </tbody> </table>	Type		MZAS	Audio Filter for High Speed Signal	MZAH	Audio Filter for High Frequency Noise	<table border="1"> <thead> <tr> <th colspan="2">External Dimensions (L×W) (mm)</th> </tr> </thead> <tbody> <tr> <td>1005 [0402]</td> <td>1.0×0.5</td> </tr> <tr> <td>1608 [0603]</td> <td>1.6×0.8</td> </tr> <tr> <td>2016 [0806]</td> <td>2.0×1.6</td> </tr> <tr> <td>3225 [1210]</td> <td>3.2×2.5</td> </tr> </tbody> </table>	External Dimensions (L×W) (mm)		1005 [0402]	1.0×0.5	1608 [0603]	1.6×0.8	2016 [0806]	2.0×1.6	3225 [1210]	3.2×2.5	<table border="1"> <thead> <tr> <th colspan="2">Material Code</th> </tr> </thead> <tbody> <tr> <td colspan="2">F, G, K, D</td> </tr> </tbody> </table>	Material Code		F, G, K, D	
Type																						
MZAS	Audio Filter for High Speed Signal																					
MZAH	Audio Filter for High Frequency Noise																					
External Dimensions (L×W) (mm)																						
1005 [0402]	1.0×0.5																					
1608 [0603]	1.6×0.8																					
2016 [0806]	2.0×1.6																					
3225 [1210]	3.2×2.5																					
Material Code																						
F, G, K, D																						
<table border="1"> <thead> <tr> <th colspan="2">Nominal Impedance</th> </tr> </thead> <tbody> <tr> <th>Example</th> <th>Nominal Value</th> </tr> <tr> <td>471</td> <td>470Ω</td> </tr> <tr> <td>152</td> <td>1500Ω</td> </tr> </tbody> </table>	Nominal Impedance		Example	Nominal Value	471	470Ω	152	1500Ω	<table border="1"> <thead> <tr> <th colspan="2">Rated Current</th> </tr> </thead> <tbody> <tr> <td>R40</td> <td>0.4A</td> </tr> <tr> <td>1R6</td> <td>1.6A</td> </tr> </tbody> </table>	Rated Current		R40	0.4A	1R6	1.6A	<table border="1"> <thead> <tr> <th colspan="2">Packing</th> </tr> </thead> <tbody> <tr> <td>T</td> <td>Tape & Reel</td> </tr> </tbody> </table>	Packing		T	Tape & Reel		
Nominal Impedance																						
Example	Nominal Value																					
471	470Ω																					
152	1500Ω																					
Rated Current																						
R40	0.4A																					
1R6	1.6A																					
Packing																						
T	Tape & Reel																					
		<table border="1"> <thead> <tr> <th colspan="2">Hazardous Substance Free Products</th> </tr> </thead> <tbody> <tr> <td colspan="2">F</td> </tr> </tbody> </table>	Hazardous Substance Free Products		F																	
Hazardous Substance Free Products																						
F																						

SHAPE AND DIMENSIONS



Unit: mm [inch]

Type	L	W	T	a
MZAH/MZAS 1005 [0402]	1.0±0.15 [.039±.006]	0.5±0.15 [.020±.006]	0.5±0.15 [.020±.006]	0.25±0.1 [.010±.004]
MZAH/MZAS 1608 [0603]	1.6±0.15 [.063±.006]	0.8±0.15 [.031±.006]	0.8±0.15 [.031±.006]	0.3±0.2 [.012±.008]
MZAS2016 [0806]	2.0 (+0.3, -0.1) [.079 (+.012, -.004)]	1.6±0.2 [.063±.008]	0.9±0.1 [.035±.004]	0.5±0.3 [.020±.012]
MZAS3225 [1210]	3.20±0.20 [0.126±0.008]	2.50±0.20 [0.098±0.008]	2.0±0.2 [0.079±0.008]	0.7±0.3 [0.028±0.012]

SPECIFICATIONS

MZAH1005 Series

Part Number	Impedance			Max. DC Resistance	Max. Rated Current	Thickness
	@900MHz(Typ.)	@900MHz(Min.)	@1.7GHz(Typ.)			
Units	Ω			Ω	mA	mm [inch]
Symbol	Z			DCR	Ir	T
MZAH1005F101-1R1TF	100	70	160	0.100	1100	0.5±0.15 [0.020±0.006]
MZAH1005F331-R65TF	330	230	540	0.300	650	
MZAH1005F461-R90TF	460	300	600	0.170	900	
MZAH1005F771-R50TF	770	530	900	0.500	500	
MZAH1005F152-R40TF	1500	1000	1000	0.600	400	
MZAH1005F262-R35TF	2600	1800	1450	0.800	350	
MZAH1005F352-R27TF	3500	2500	1600	1.350	270	
MZAH1005F462-R27TF	4600	2800	1800	1.650	270	

MZAH1608 Series

Part Number	Impedance			Max. DC Resistance	Max. Rated Current	Thickness
	@900MHz(Typ.)	@900MHz(Min.)	@1.7GHz(Typ.)			
Units	Ω			Ω	mA	mm [inch]
Symbol	Z			DCR	Ir	T
MZAH1608G471-1R6TF	470	280	270	0.075	1600	0.8±0.15 [.031±.006]

MZAS1005 Series

Part Number	Impedance	Z Test Freq.	Max. DC Resistance	Max. Rated Current	Thickness
Units	Ω	MHz	Ω	mA	mm [inch]
Symbol	Z	Freq.	DCR	Ir	T
MZAS1005G700-R90TF	70±25%	100	0.200	900	0.5±0.15 [0.020±0.006]
MZAS1005G121-R80TF	120±25%	100	0.300	800	
MZAS1005G221-R70TF	220±25%	100	0.400	700	
MZAS1005K102-R23TF	1000±25%	100	0.900	230	

MZAS1608 Series

Part Number	Impedance	Z Test Freq.	Max. DC Resistance	Max. Rated Current	Thickness
Units	Ω	MHz	Ω	mA	mm [inch]
Symbol	Z	Freq.	DCR	Ir	T
MZAS1608G600-1R2TF	60±25%	100	0.130	1200	0.8±0.15 [.031±.006]
MZAS1608G121-1R3TF	120±25%	100	0.140	1300	
MZAS1608G251-1R1TF	250±25%	100	0.190	1100	
MZAS1608K501-R95TF	500±25%	100	0.250	950	
MZAS1608K701-R80TF	700±25%	100	0.290	800	

SPECIFICATIONS

MZAS2016 Series

Part Number	Impedance	Z Test Freq.	Max. DC Resistance	Max. Rated Current	Thickness
Units	Ω	MHz	Ω	mA	mm [inch]
Symbol	Z	Freq.	DCR	I _r	T
MZAS2016G401-2R0TF	400±25%	100	0.10	2000	0.9±0.1 [.035±.004]

MZAS3225 Series

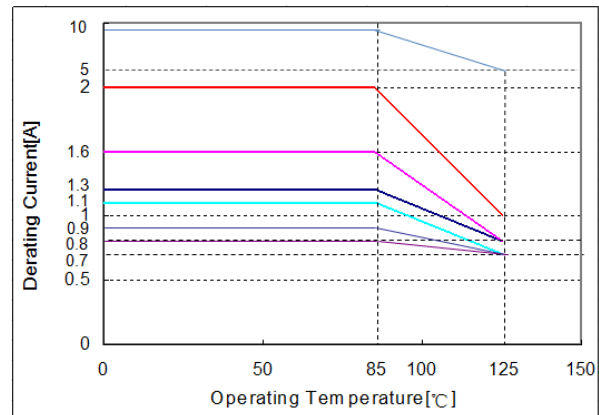
Part Number	Impedance	Z Test Freq.	Max. DC Resistance	Max. Rated Current	Thickness
Units	Ω	MHz	Ω	mA	mm [inch]
Symbol	Z	Freq.	DCR	I _r	T
MZAS3225D300TF	20~40	100	0.0016	10000	2.0±0.2 [0.079±0.008]

※: Products with other electrical characteristics can be provided upon customer's request. Please contact your local sales.

TYPICAL ELECTRICAL CHARACTERISTICS

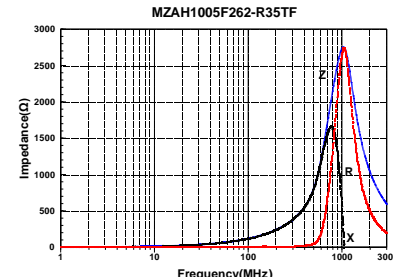
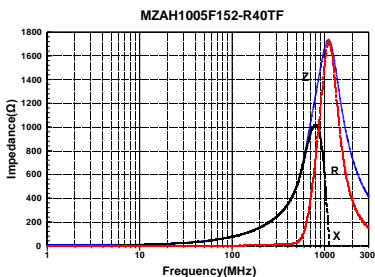
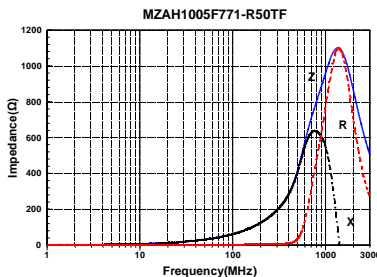
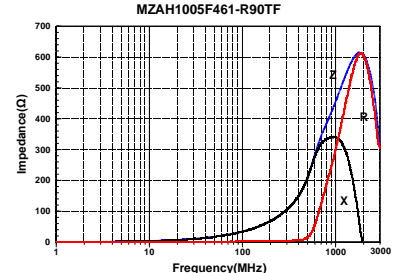
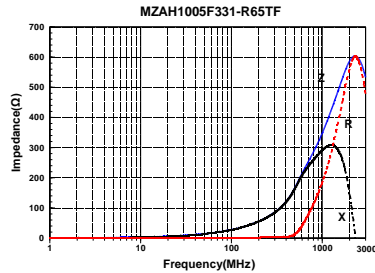
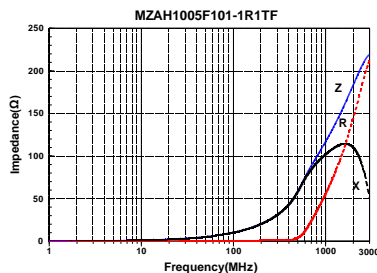
Rated Current

When operating temperatures exceed +85°C, derating of current is necessary for chip ferrite beads for which rated current is 800mA and over. Please apply the derating curve shown in chart according to the operating temperature.



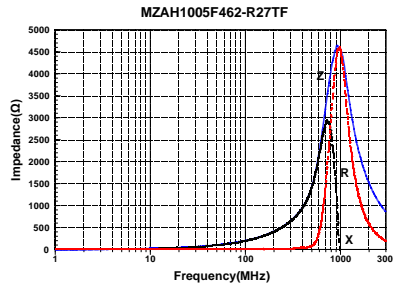
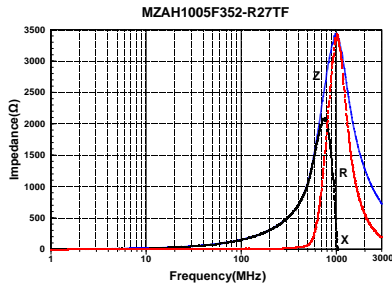
DETAIL ELECTRICAL CHARACTERISTICS

MZAH1005 Series

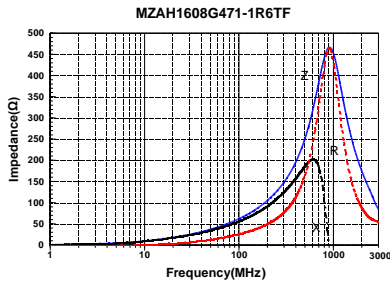


DETAIL ELECTRICAL CHARACTERISTICS

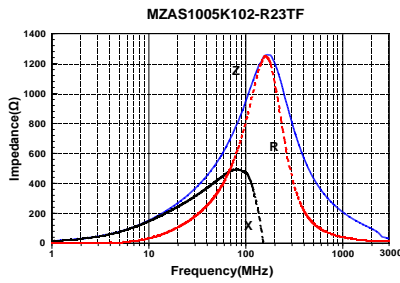
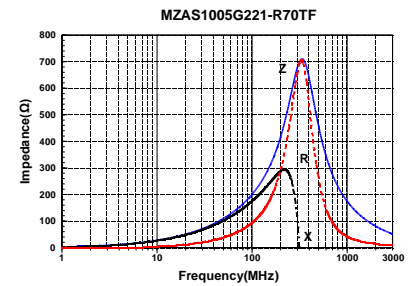
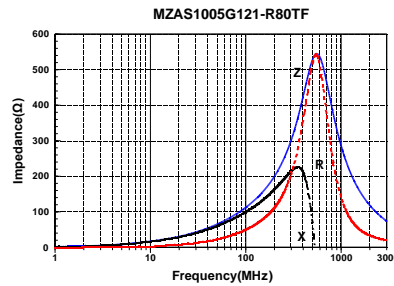
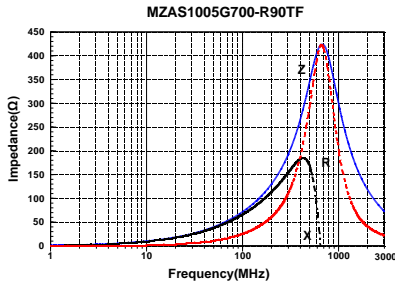
MZAH1005 Series



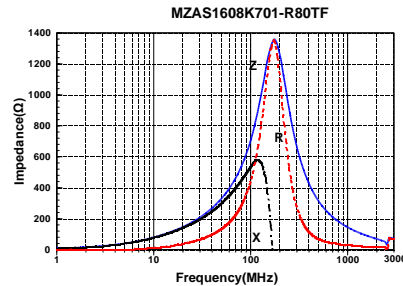
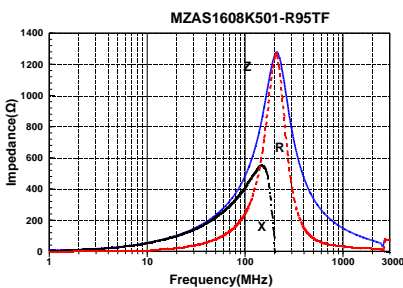
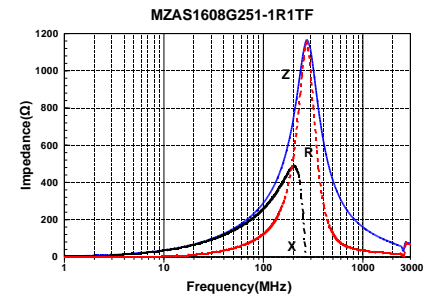
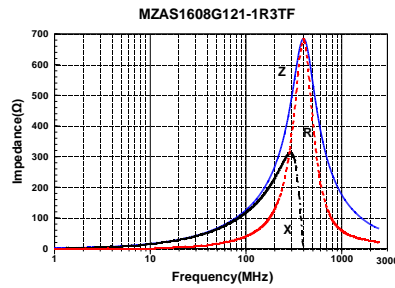
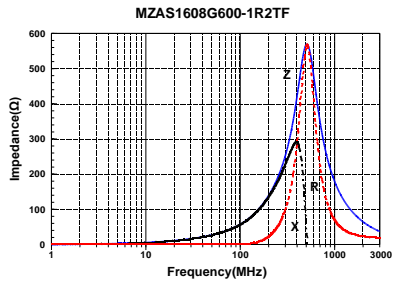
MZAH1608 Series



MZAS1005 Series

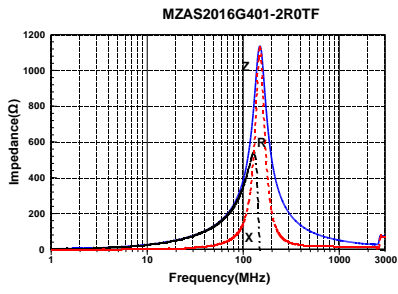


MZAS1608 Series

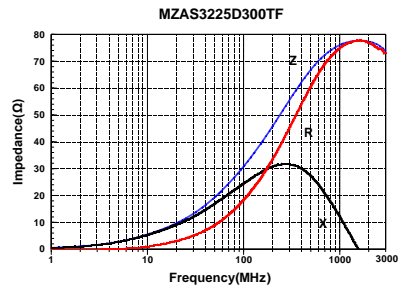


DETAIL ELECTRICAL CHARACTERISTICS

MZAS2016 Series



MZAS3225 Series



X-ON Electronics

Largest Supplier of Electrical and Electronic Components

Click to view similar products for [Ferrite Beads](#) category:

Click to view products by [Sunlord](#) manufacturer:

Other Similar products are found below :

[BLE32PN300SZ1L](#) [2943778301](#) [BMB1J0120BN3JIT](#) [82350120560](#) [0261014605](#) [2643066902](#) [BLM03AX800SZ1D](#) [3061000011](#)
[2673045901](#) [2643083601](#) [2643074901](#) [4361142521](#) [4078078621](#) [4078044821](#) [4078033621](#) [CZB2BFTTE121P](#) [BMB2A0120AN2](#)
[BLM03HD182FZ1D](#) [BMB1J0200BN3JIT](#) [EMI0805R-220](#) [BLM03BX182SN1D](#) [74279250](#) [7427924](#) [CZB1JGTTD202P](#) [BPH403025W4-](#)
[470T](#) [MAF0603GWY551AT000](#) [MAF1005GWZ102AT000](#) [BLM18HE152SH1D](#) [2944778302](#) [BLM02PX100SN1D](#) [BLM02PX600SN1D](#)
[SA1206C101MBNT](#) [SMB2.5-1](#) [EMI1806R-80](#) [EMI1806R-150](#) [EMI1206R-600](#) [BLM02KX180SN1D](#) [BLM03HG102SH1D](#)
[BLM02BC100SN1D](#) [BLM02KX100SN1D](#) [BLM03HG601SH1D](#) [BLM02BB101SN1D](#) [BLM03PX121SN1D](#) [BLM03HG122SH1D](#)
[BLM02BC220SN1D](#) [BLE32PN260SH1L](#) [BLE32PN260SN1L](#) [BLE32PN260SZ1L](#) [7427501](#) [74275013](#)