


Multilayer Chip Large Current Bead – MZPA Series

Operating temp. : -40°C ~+125°C



FEATURES

- ◆ Internal silver printed layers and magnetic shielded structures to minimize crosstalk.
- ◆ Perfect effect for EMI suppression at high Frequency.
- ◆ Low DC resistance suitable for large current signals.
- ◆ Excellent performance of THD+N.

APPLICATIONS

- ◆ Audio line of Class D power amplifier, TV, speakers and other audio equipments.
- ◆ Large current line of GaN fast charging adapter, server power supply and other large power equipments.

PRODUCT IDENTIFICATION

1	2	3	4	5	6	7
MZPA	2016	K	101	-4R0	T	F

1 Type	
MZPA	Chip High Current Power Bead

2 External Dimensions (L×W) (mm)	
2016 [0806]	2.0×1.6
2520 [1008]	2.5×2.0
3216 [1206]	3.2×1.6
3225 [1210]	3.2×2.5

3 Material Code	
K, D	

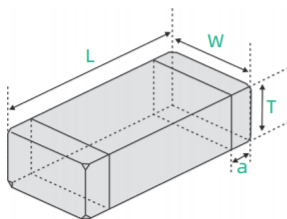
4 Nominal Impedance	
Example	Nominal Value
101	100Ω
181	180Ω

5 Rated Current	
4R0	4 A
3R4	3.4A
3R1	3.1A

6 Packing	
T	Tape & Reel

7 Hazardous Substance Free Products	
F	

SHAPE AND DIMENSIONS



Unit: mm [inch]

Type	L	W	T	a
MZPA2016 [0806]	2.0±0.2 [.079 ±.008]	1.6±0.2 [.063±.008]	0.9±0.1 [.035±.004]	0.5±0.3 [.020±.012]
MZPA2520 [1008]	2.5(+0.3, -0.1) [.098(+.012, -.004)]	2.0±0.2 [.079 ±.008]	1.1±0.1 [.43±.004]	0.5±0.3 [.020±.012]
MZPA3216 [1206]	3.2±0.2 [0.126±0.008]	1.6±0.2 [.063±0.008]	1.10±0.2 [.043±0.008]	0.7±0.3 [.028±0.012]
MZPA3225 [1210]	3.2(+0.3, -0.1) [0.126(+.012, -.004)]	2.5±0.2 [.098±0.008]	1.1±0.2 [.043±0.008]	0.7±0.3 [.028±0.012]

SPECIFICATIONS MZPA2016 Series

Part Number	Impedance	Z Test Frequency	Max. DC Resistance	Max. Rated Current	Thickness
Units	Ω	MHz	Ω	mA	mm [inch]
Symbol	Z	Freq.	DCR	I _r	T
MZPA2016K101-4R0TF	100±25%	100	0.018	4000	0.9±0.1 [.035±.004]
MZPA2016K181-3R4TF	180±25%	100	0.025	3400	
MZPA2016K301-3R1TF	300±25%	100	0.030	3100	
MZPA2016K601-2R5TF	600±25%	100	0.046	2500	

MZPA2520 Series

Part Number	Impedance	Z Test Frequency	Max. DC Resistance	Max. Rated Current	Thickness
Units	Ω	MHz	Ω	mA	mm [inch]
Symbol	Z	Freq.	DCR	I _r	T
MZPA2520D301-4R0TF	300±25%	100	0.03	4000	1.1±0.1 [.043±.004]
MZPA2520D601-4R0TF	600±25%	100	0.03	4000	

MZPA3216 Series

Part Number	Impedance	Z Test Frequency	Max. DC Resistance	Max. Rated Current	Thickness
Units	Ω	MHz	Ω	mA	mm [inch]
Symbol	Z	Freq.	DCR	I _r	T
MZPA3216D500-10R0TF	50±25%	100	0.0016	10000	1.1±0.2 [0.043±0.008]

MZPA3225 Series

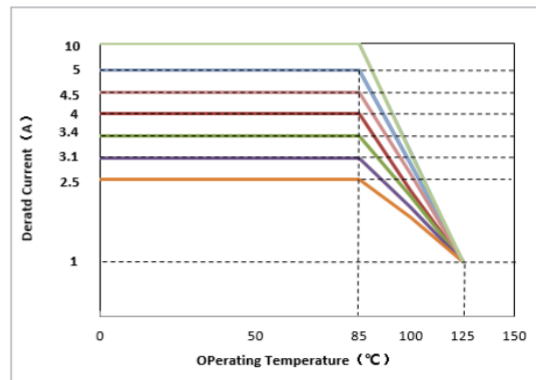
Part Number	Impedance	Z Test Frequency	Max. DC Resistance	Max. Rated Current	Thickness
Units	Ω	MHz	Ω	mA	mm [inch]
Symbol	Z	Freq.	DCR	I _r	T
MZPA3225D301-5R0TF	300±25%	100	0.025	5000	1.1±0.2 [0.043±0.008]
MZPA3225D471-4R5TF	470±25%	100	0.030	4500	
MZPA3225D681-4R0TF	680±25%	100	0.035	4000	

I_r (mA) Max.*:When applied rated current to the products, self temperature rise shall be limited to 40°C max.

TYPICAL ELECTRICAL CHARACTERISTICS

Rated Current

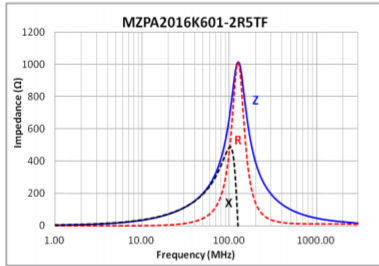
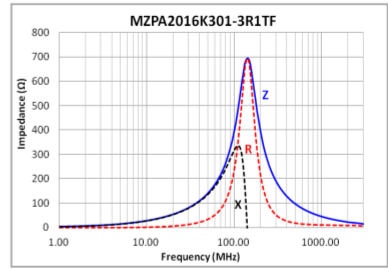
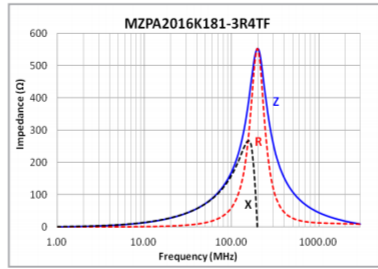
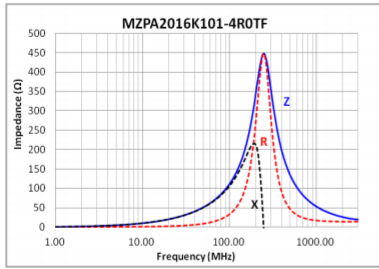
When operating temperatures exceed +85°C, derating of current is necessary for chip ferrite beads for which rated current is 1000mA and over. Please apply the derating curve shown in chart according to the operating temperature.



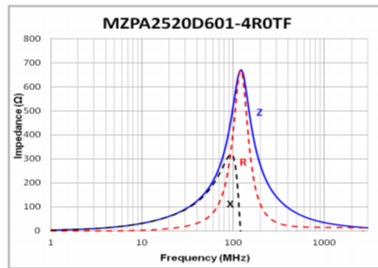
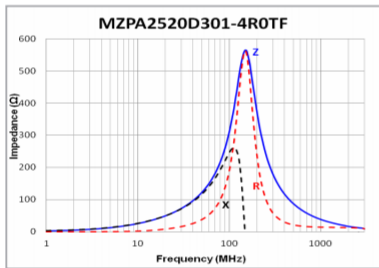
Multilayer Chip Ferrite Bead
 Wire Wound Ferrite Bead
 Multilayer Chip Common Mode Filter
 Wire Wound Chip Common Mode Choke Coil for Signal Line

DETAIL ELECTRICAL CHARACTERISTICS

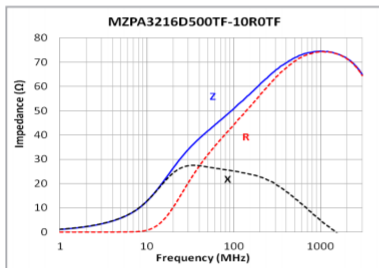
MZPA2016 Series



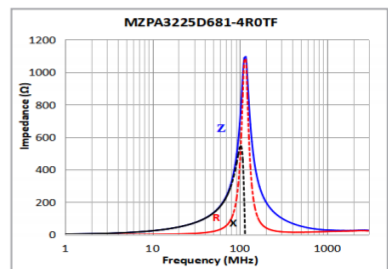
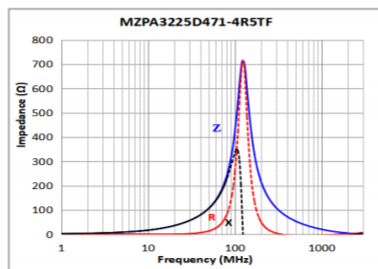
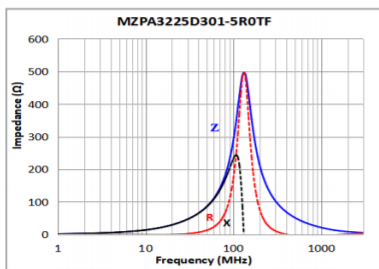
MZPA2520 Series



MZPA3216 Series



MZPA3225 Series



X-ON Electronics

Largest Supplier of Electrical and Electronic Components

Click to view similar products for [Ferrite Beads](#) category:

Click to view products by [Sunlord](#) manufacturer:

Other Similar products are found below :

[CZB1JGTTD152P](#) [CZB2AFTTD800P](#) [CZB2AGTTD121P](#) [PE-0402FB121ST](#) [AB 3X2X3SM](#) [DER0705-2.2](#) [NCB0603R301TR050F](#)
[NCB0805A320TR050F](#) [NCB-H1206B680TR300F](#) [CZB1JGTTD221P](#) [CZB1JGTTD600P](#) [CZB2AGTTD301P](#) [CZB2BFTTE301P](#)
[CZB2BFTTE601P](#) [4221R-1](#) [EMI0805R-600](#) [SBY100505T-100Y-N](#) [NCB-GH0402D121TR060F](#) [NCB0402P301TR005F](#)
[NCB0603R152TR030F](#) [NCB0805A121TR050F](#) [NCB0805A301TR070F](#) [NCB3312K900TR500F](#) [NCB-H0805A221TR300F](#)
[NCB0402P221TR030F](#) [NCB0805A102TR040F](#) [NCB1806E151TR020F](#) [NCB-H0402P100TR200F](#) [NCB-H0603R121TR300F](#) [NCB-](#)
[H0805A220TR600F](#) [NCB-H1206B601TR200F](#) [CZB1JGTTD202P](#) [CBH160808W221T](#) [WLBD1005HCU330TL](#) [WLBD2012HCU121TH](#)
[WLBD2012HCU221TH](#) [WQBD1608HCU121TH](#) [WLBD1608K2U252TB](#) [VLU0810-102KBC12](#) [WLBD1608K2U800TP](#) [BMB2A0080AN4](#)
[SZ1608F470TF](#) [FBSHC0805-331-302R](#) [HFJ100505T-601Y-N](#) [HFY100505T-221Y-N](#) [PBY201209T-110Y-N](#) [SBY060303T-121Y-N](#)
[BBPY00160808301Y00](#) [SBY100505T-750Y-N](#) [BBPY00100505102Y00](#)