


# Wire Wound Chip Common Mode Choke Coil – SDCW-S Series

Operating Temp. : -40°C~+85°C



## FEATURES

- Winding type realizes small size and low profile
- Prevention of common mode noise at high Frequency
- 25Ω~220Ω are optional for different noise level and signal frequency
- Excellent solderability

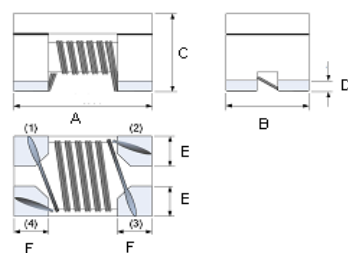
## APPLICATIONS

- USB2.0 of IEEE1394, PC, peripheral equipments, small digital AV equipments, etc.
- LVDS lines of Note PC, LCD
- Audio lines

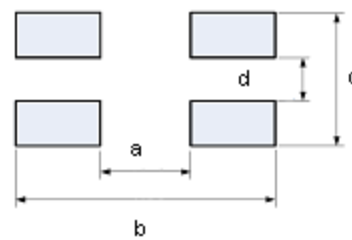
## PRODUCT IDENTIFICATION

<b>SDCW</b> ①	<b>1608</b> ②	<b>S</b> ③	<b>-2</b> ④	<b>-900</b> ⑤	<b>T</b> ⑥	<b>F</b> ⑦																				
<table border="1"> <tr><th colspan="2">Type</th></tr> <tr><td>SDCW</td><td>Winding Type Common Mode Choke Coil</td></tr> </table>		Type		SDCW	Winding Type Common Mode Choke Coil	<table border="1"> <tr><th colspan="2">External Dimensions (L×W) (mm)</th></tr> <tr><td>1210[0504]</td><td>1.2×1.0</td></tr> <tr><td>1608[0603]</td><td>1.6×0.8</td></tr> <tr><td>2520[1008]</td><td>2.5×2.0</td></tr> <tr><td>3225[1210]</td><td>3.2×2.5</td></tr> <tr><td>4532[1812]</td><td>4.5×3.2</td></tr> </table>		External Dimensions (L×W) (mm)		1210[0504]	1.2×1.0	1608[0603]	1.6×0.8	2520[1008]	2.5×2.0	3225[1210]	3.2×2.5	4532[1812]	4.5×3.2	<table border="1"> <tr><th colspan="2">Code</th></tr> <tr><td>S</td><td>Standard</td></tr> </table>			Code		S	Standard
Type																										
SDCW	Winding Type Common Mode Choke Coil																									
External Dimensions (L×W) (mm)																										
1210[0504]	1.2×1.0																									
1608[0603]	1.6×0.8																									
2520[1008]	2.5×2.0																									
3225[1210]	3.2×2.5																									
4532[1812]	4.5×3.2																									
Code																										
S	Standard																									
<table border="1"> <tr><th colspan="2">Number of Lines</th></tr> <tr><td colspan="2">2</td></tr> </table>		Number of Lines		2		<table border="1"> <tr><th colspan="2">Impedance</th></tr> <tr><th>Example</th><th>Nominal Value</th></tr> <tr><td>900</td><td>90Ω</td></tr> </table>			Impedance		Example	Nominal Value	900	90Ω	<table border="1"> <tr><th colspan="2">Hazardous Substance Free Products</th></tr> <tr><td colspan="2">F</td></tr> </table>		Hazardous Substance Free Products		F							
Number of Lines																										
2																										
Impedance																										
Example	Nominal Value																									
900	90Ω																									
Hazardous Substance Free Products																										
F																										
<table border="1"> <tr><th colspan="2">Packing</th></tr> <tr><td>T</td><td>Tape &amp; Reel</td></tr> </table>		Packing		T	Tape & Reel																					
Packing																										
T	Tape & Reel																									

## SHAPE AND DIMENSIONS



### Recommended Land Pattern



Unit: mm

Series	A	B	C	D Max.	E Typ.	F Typ.	a Typ.	b Typ.	c Typ.	d Typ.
SDCW1210	1.2±0.2	1.0±0.2	0.8±0.1	0.10	0.36	0.33	0.50	1.55	1.00	0.30
SDCW1608	1.6±0.1	0.8±0.1	1.1±0.1	0.10	0.25	0.33	0.73	1.89	0.85	0.25
SDCW2520	2.5±0.2	2.0±0.2	1.2±0.2	0.20	0.60	0.45	1.20	3.20	2.00	0.60
SDCW3225	3.2±0.2	2.5±0.2	1.8±0.2	0.30	0.80	0.60	2.20	4.00	2.50	0.90
SDCW4532	4.5±0.2	3.2±0.2	2.8±0.2	0.50	1.10	0.80	2.70	5.10	3.20	1.00

## SPECIFICATIONS

### SDCW1210S TYPE

Part Number	Common Mode Impedance @100MHz	Max. DC Resistance	Max. Rated Current	Rated Voltage	Min. Insulation Resistance
Units	$\Omega$	$\Omega$	mA	Volts	M $\Omega$
Symbol	Z	DCR	I <sub>r</sub>	V <sub>DC</sub>	IR
SDCW1210S-2-200TF	20±25%	0.15	500	20	10
SDCW1210S-2-350TF	35±25%	0.18	430	20	10
SDCW1210S-2-600TF	60±25%	0.30	400	20	10
SDCW1210S-2-900TF	90±25%	0.30	400	20	10
SDCW1210S-2-161TF	160±25%	0.40	260	20	10
SDCW1210S-2-201TF	200±25%	0.40	250	20	10
SDCW1210S-2-361TF	360±25%	0.55	250	20	10

### SDCW1608S TYPE

Part Number	Common Mode Impedance @100MHz	Max. DC Resistance	Max. Rated Current	Rated Voltage	Min. Insulation Resistance
Units	$\Omega$	$\Omega$	mA	Volts	M $\Omega$
Symbol	Z	DCR	I <sub>r</sub>	V <sub>DC</sub>	IR
SDCW1608S-2-250TF	25±25%	0.10	500	20	10
SDCW1608S-2-600TF	60±25%	0.20	350	20	10
SDCW1608S-2-900TF	90±25%	0.25	300	20	10
SDCW1608S-2-141TF	140±25%	0.25	300	20	10
SDCW1608S-2-221TF	220±25%	0.25	300	20	10

### SDCW2520S TYPE

Part Number	Common Mode Impedance @100MHz	Max. DC Resistance	Max. Rated Current	Rated Voltage	Min. Insulation Resistance
Units	$\Omega$	$\Omega$	mA	Volts	M $\Omega$
Symbol	Z	DCR	I <sub>r</sub>	V <sub>DC</sub>	IR
SDCW2520S-2-301TF	300±25%	0.25	400	50	10
SDCW2520S-2-451TF	450±25%	0.30	350	50	10
SDCW2520S-2-601TF	600±25%	0.38	330	50	10
SDCW2520S-2-102TF	1000±25%	0.50	240	50	10

### SDCW3225S TYPE

Part Number	Common Mode Impedance @100MHz	Max. DC Resistance	Max. Rated Current	Rated Voltage	Min. Insulation Resistance
Units	$\Omega$	$\Omega$	mA	Volts	M $\Omega$
Symbol	Z	DCR	I <sub>r</sub>	V <sub>DC</sub>	IR
SDCW3225S-2-800TF	80±25%	0.12	640	50	10
SDCW3225S-2-161TF	160±25%	0.15	480	50	10
SDCW3225S-2-271TF	270±25%	0.25	450	50	10
SDCW3225S-2-102TF	1000±25%	0.35	350	50	10
SDCW3225L-2-601TF	600±25%	0.12	1000	50	10

### SDCW4532S TYPE

Part Number	Common Mode Impedance @100MHz	Max. DC Resistance	Max. Rated Current	Rated Voltage	Min. Insulation Resistance
Units	$\Omega$	$\Omega$	mA	Volts	M $\Omega$
Symbol	Z	DCR	I <sub>r</sub>	V <sub>DC</sub>	IR
SDCW4532S-2-331TF	330±25%	0.11	1100	50	10
SDCW4532S-2-601TF	600±25%	0.12	1000	50	10
SDCW4532S-2-801TF	800±25%	0.16	900	50	10



Specifications subject to change without notice. Please check our website for latest information. Revised 2018/04/25

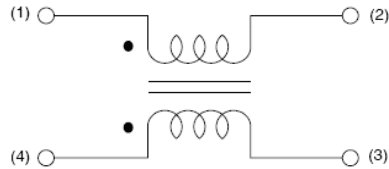
# SPECIFICATIONS

## SDCW4532S TYPE

Part Number	Common Mode Impedance @100MHz	Max. DC Resistance	Max. Rated Current	Rated Voltage	Min. Insulation Resistance
Units	$\Omega$	$\Omega$	mA	Volts	M $\Omega$
Symbol	Z	DCR	I <sub>r</sub>	V <sub>DC</sub>	IR
SDCW4532S-2-102TF	1000±25%	0.18	800	50	10
SDCW4532S-2-142TF	1400±25%	0.20	700	50	10

※: Products with other electrical characteristics can be provided upon customer's request. Please contact your local sales.

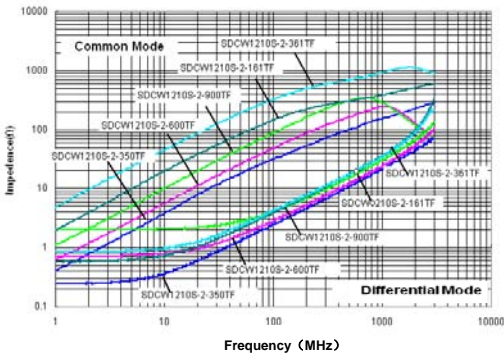
## EQUIVALENT CIRCUIT



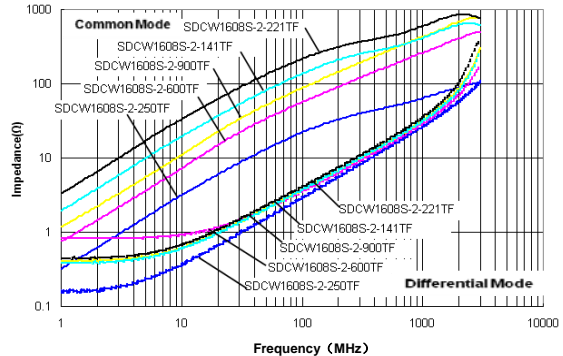
## TYPICAL ELECTRICAL CHARACTERISTICS

Impedance vs. Frequency

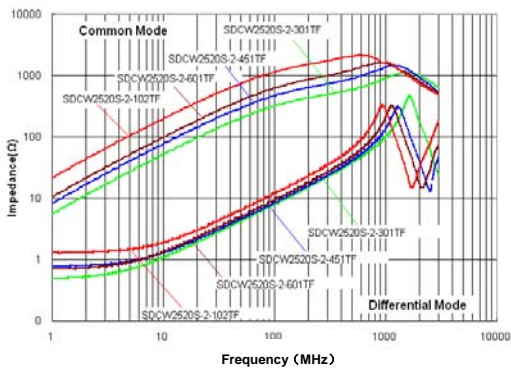
SDCW1210S TYPE



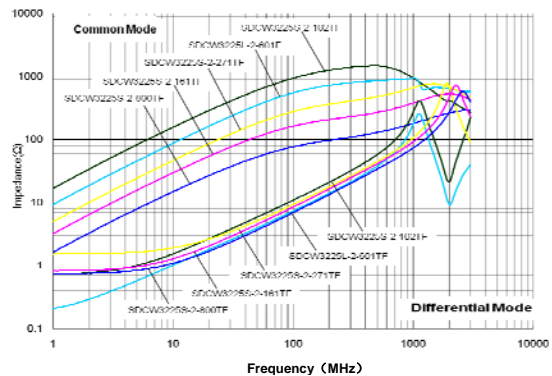
SDCW1608S TYPE



SDCW2520S TYPE



SDCW3225S TYPE



SDCW4532S TYPE

## X-ON Electronics

Largest Supplier of Electrical and Electronic Components

*Click to view similar products for [Common Mode Chokes / Filters](#) category:*

*Click to view products by [Sunlord](#) manufacturer:*

Other Similar products are found below :

[RGCMF1210900H3T](#) [B82722A2102N001](#) [UAL21V07012500](#) [UAL24VR06500CH](#) [UALSC0220G0000](#) [UALSC058000000](#)  
[UALSC0580J0000](#) [UALSC1520JH000](#) [UALSU10VR15019](#) [UALSU10VR20010](#) [UALSU16VD30030](#) [UALSU16VD40010](#)  
[UALSU9H0305000](#) [UALSU9HF030600](#) [UALSU9HF060300](#) [UALSU9HR050340](#) [UALSU9VD070100](#) [UALSU9VR070170](#) [5701610000](#)  
[CM7060M132R-10](#) [UALW21HS200290](#) [UALW21HS072450](#) [UALSU9VD070400](#) [UALSU9V0701000](#) [UALSU9HR030900](#)  
[UALSU9HF050500](#) [UALSU9H0701000](#) [UALSU9H0208000](#) [UALSU9H0110000](#) [UALSCF25081300](#) [UALSC0305GS000](#)  
[UALSC0120G0000](#) [UAL24VK06450CH](#) [UAL11VL1105000](#) [RN112-3.6-02-0M4](#) [RN114-1.2-02-10M](#) [RN122-0.6-02-47M](#) [RN122-3-02-4M5](#)  
[RN142-1-02-33M](#) [RN214-2.5-02-3M3](#) [RN112-2-02-1M0](#) [RN143-6-02-1M8](#) [RN214-0.8-02-27M](#) [RN242-1.4-02-27M](#) [EXC-X4CH120X](#)  
[DLW5BTM102TQ2L](#) [CMF16-153131](#) [CMF23H-273141](#) [744252510](#) [B82793C0253N201](#)