

# Wire Wound Chip Common Mode Choke Coil – SDCW Series

Operating Temp. : -40°C~+85°C



## FEATURES

- Winding type realizes small size and low profile
- Prevention of common mode noise at high frequency
- 30Ω~2200Ω are optional for different noise level and signal frequency
- Excellent solderability

## APPLICATIONS

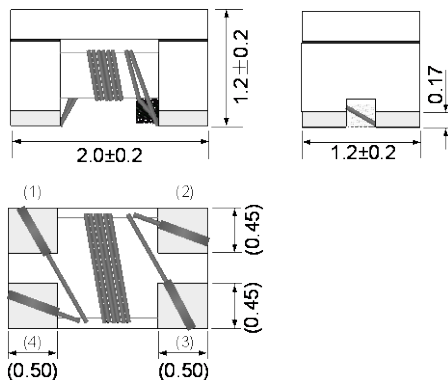
- USB2.0 of PC, peripheral equipments, small digital AV equipments, etc.
- LVDS lines of Note PC, LCD
- Audio lines

## PRODUCT IDENTIFICATION

<u>SDCW</u> ①	<u>2012</u> ②	<u>(L)</u> ③	<u>-2</u> ④	<u>-900</u> ⑤	<u>T</u> ⑥	<u>F</u> ⑦															
<table border="1"> <tr><th colspan="2">Type</th></tr> <tr><td>SDCW</td><td>Winding Type Common Mode Choke Coil</td></tr> </table>		Type		SDCW	Winding Type Common Mode Choke Coil	<table border="1"> <tr><th colspan="2">External Dimensions (LxW) (mm)</th></tr> <tr><td>2012 [0805]</td><td>2.0x1.2</td></tr> <tr><td>3216 [1206]</td><td>3.2x1.6</td></tr> </table>		External Dimensions (LxW) (mm)		2012 [0805]	2.0x1.2	3216 [1206]	3.2x1.6	<table border="1"> <tr><th colspan="2">Code</th></tr> <tr><td>L</td><td>Larger Current</td></tr> </table>				Code		L	Larger Current
Type																					
SDCW	Winding Type Common Mode Choke Coil																				
External Dimensions (LxW) (mm)																					
2012 [0805]	2.0x1.2																				
3216 [1206]	3.2x1.6																				
Code																					
L	Larger Current																				
<table border="1"> <tr><th colspan="2">Number of Lines</th></tr> <tr><td colspan="2">2</td></tr> </table>		Number of Lines		2		<table border="1"> <tr><th colspan="2">Packing</th></tr> <tr><td>T</td><td>Tape &amp; Reel</td></tr> </table>		Packing		T	Tape & Reel	<table border="1"> <tr><th colspan="2">Hazardous Substance Free Products</th></tr> <tr><td colspan="2">F</td></tr> </table>			Hazardous Substance Free Products		F				
Number of Lines																					
2																					
Packing																					
T	Tape & Reel																				
Hazardous Substance Free Products																					
F																					
<table border="1"> <tr><th colspan="2">Impedance</th></tr> <tr><th>Example</th><th>Nominal Value</th></tr> <tr><td>900</td><td>90Ω</td></tr> </table>		Impedance		Example	Nominal Value	900	90Ω														
Impedance																					
Example	Nominal Value																				
900	90Ω																				

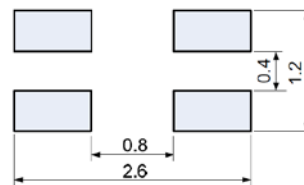
## SHAPE AND DIMENSIONS

SDCW2012 Type



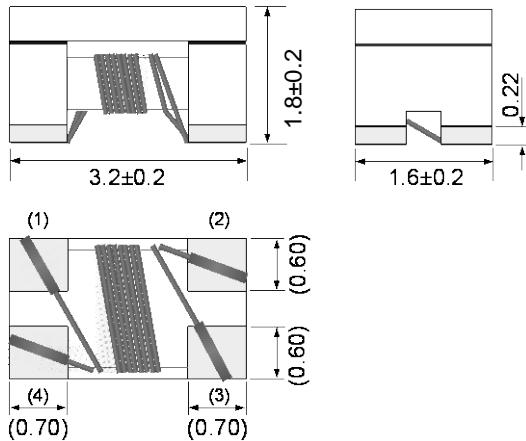
Recommended Land Pattern

Unit: mm



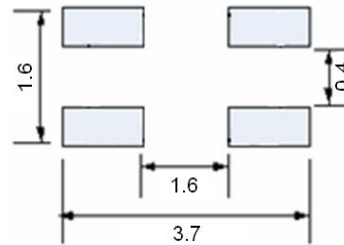
## SHAPE AND DIMENSIONS

### SDCW3216 Type



### Recommended Land Pattern

Unit: mm



## SPECIFICATIONS

### SDCW2012(L) TYPE

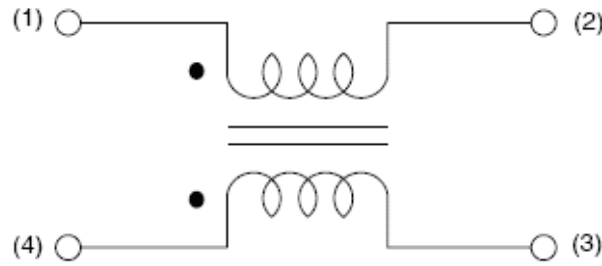
Part Number	Common Mode Impedance @100MHz	Max. DC Resistance	Max. Rated Current	Rated Voltage	Min. Insulation Resistance
Units	$\Omega$	$\Omega$	mA	Volts	M $\Omega$
Symbol	Z	DCR	I <sub>r</sub>	V <sub>DC</sub>	IR
SDCW2012-2-300TF	30±25%	0.20	450	50	10
SDCW2012-2-670TF	67±25%	0.25	400	50	10
SDCW2012-2-750TF	75±25%	0.25	400	50	10
SDCW2012-2-900TF	90±25%	0.35	330	50	10
SDCW2012-2-121TF	120±25%	0.30	370	50	10
SDCW2012-2-181TF	180±25%	0.35	330	50	10
SDCW2012-2-201TF	200±25%	0.40	300	50	10
SDCW2012-2-221TF	220±25%	0.40	300	50	10
SDCW2012-2-261TF	260±25%	0.40	300	50	10
SDCW2012-2-361TF	360±25%	0.45	280	50	10
SDCW2012-2-371TF	370±25%	0.45	280	50	10
SDCW2012-2-601TF	600±25%	0.55	200	50	10
SDCW2012-2-751TF	750±25%	0.70	180	50	10
SDCW2012-2-901TF	900±25%	0.80	150	50	10
SDCW2012-2-102TF	1000±25%	0.80	150	50	10
SDCW2012L-2-900TF	90±25%	0.19	400	50	10
SDCW2012L-2-121TF	120±25%	0.22	370	50	10
SDCW2012L-2-201TF	200±25%	0.25	350	50	10

### SDCW3216 TYPE

Part Number	Common Mode Impedance @100MHz	Max. DC Resistance	Max. Rated Current	Rated Voltage	Min. Insulation Resistance
Units	$\Omega$	$\Omega$	mA	Volts	M $\Omega$
Symbol	Z	DCR	I <sub>r</sub>	V <sub>DC</sub>	IR
SDCW3216-2-900TF	90±25%	0.30	370	50	10
SDCW3216-2-161TF	160±25%	0.40	340	50	10
SDCW3216-2-261TF	260±25%	0.50	310	50	10
SDCW3216-2-601TF	600±25%	0.80	260	50	10
SDCW3216-2-102TF	1000±25%	1.00	230	50	10
SDCW3216-2-222TF	2200±25%	1.20	200	50	10

※: Products with other electrical characteristics can be provided upon customer's request. Please contact your local sales.

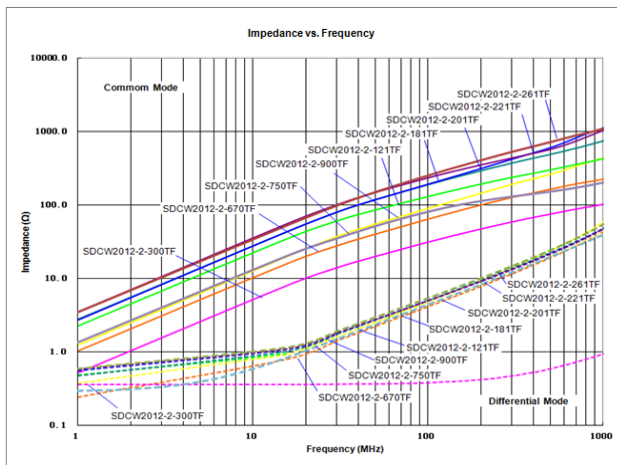
# EQUIVALENT CIRCUIT



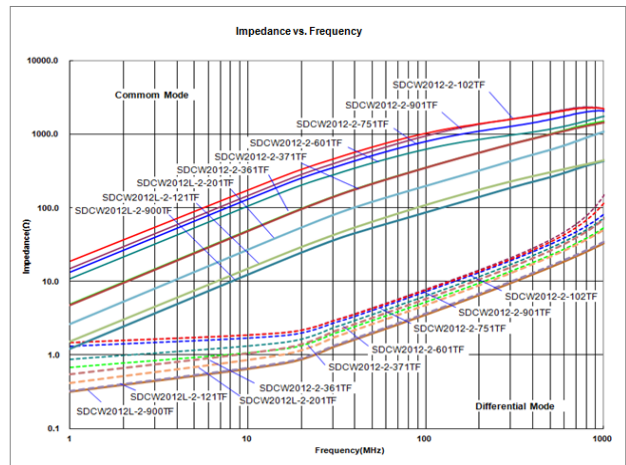
# TYPICAL ELECTRICAL CHARACTERISTICS

Impedance vs. Frequency

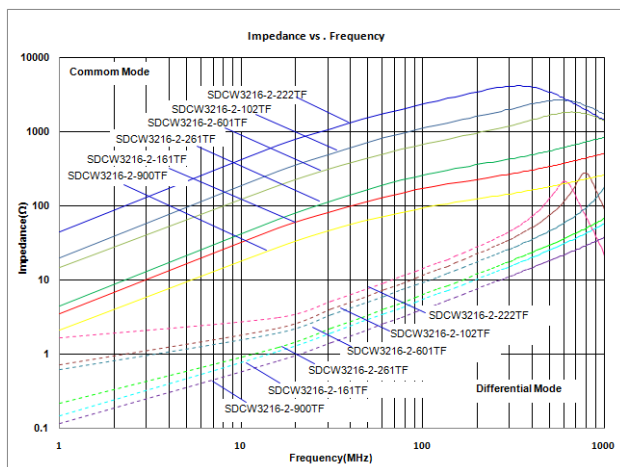
SDCW2012 TYPE  
(30~260Ω)



SDCW2012 TYPE  
(360~1000Ω)



SDCW3216 TYPE  
(90~2200Ω)



## X-ON Electronics

Largest Supplier of Electrical and Electronic Components

*Click to view similar products for [Antennas](#) category:*

*Click to view products by [Sunlord](#) manufacturer:*

Other Similar products are found below :

[GAN30084EU](#) [930-033-R](#) [EXE902SM](#) [APAMPG-117](#) [MAF94383](#) [W6102B0100](#) [SPDA17RP918](#) [A09-F5NF-M](#) [RGFRA1903041A1T](#) [108-00016-050](#) [W3921B0100](#) [SIMNA-868](#) [SIMNA-915](#) [SIMNA-433](#) [W1049B090](#) [TRABT1560](#) [A75-001](#) [W3118A](#) [WTL2449CQ1-FRSMM](#) [CPL9C](#) [0600-00060](#) [GD5W-28P-NF](#) [MA9-7N](#) [GD53-25](#) [C37](#) [MAF94051](#) [FRX380](#) [MA9-5N](#) [B1322NR](#) [QWFTB120](#) [MAF94271](#) [MAF94300](#) [GPSMB301](#) [FG4403](#) [PSQ24495-91RSM](#) [MIKROE-2393](#) [DA5-32RADOME](#) [5200227](#) [GPSCPMM00](#) [W1049B030](#) [SPDA17RP918](#) [GPSCP00](#) [AN 303](#) [ANTDOM-05-01-WPM](#) [EXW30BNX](#) [OSCAR1A/5M/SMAM/S/S/31](#) [ALPHA4A/1M/SMAM/S/S/26](#) [OSCAR1A/10M/SMAM/S/S/31](#) [OSCAR40/5M/LL/SMAM/S/S/33](#) [OSCAR40/10M/LL/SMAM/S/S/33](#)