


Wire Wound Chip Common Mode Choke Coil – SDCW Series

Operating Temp. : -40°C~+85°C



FEATURES

- Winding type realizes small size and low profile
- Prevention of common mode noise at high frequency
- 30Ω~2200Ω are optional for different noise level and signal frequency
- Excellent solderability

APPLICATIONS

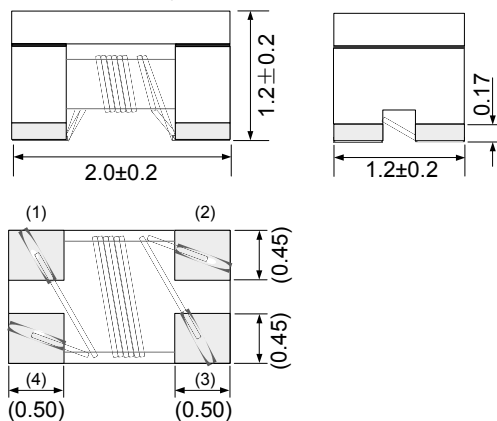
- USB2.0 of PC, peripheral equipments, small digital AV equipments, etc.
- LVDS lines of Note PC, LCD
- Audio lines

PRODUCT IDENTIFICATION

<u>SDCW</u> ①	<u>2012</u> ②	<u>-2</u> ③	<u>-900</u> ④	<u>T</u> ⑤	<u>F</u> ⑥															
①	②	③	④	⑤	⑥															
<table border="1"> <tr><th colspan="2">Type</th></tr> <tr><td>SDCW</td><td>Winding Type Common Mode Choke Coil</td></tr> </table>		Type		SDCW	Winding Type Common Mode Choke Coil	<table border="1"> <tr><th colspan="2">External Dimensions (L×W) (mm)</th></tr> <tr><td>2012 [0805]</td><td>2.0×1.2</td></tr> <tr><td>3216 [1206]</td><td>3.2×1.6</td></tr> </table>		External Dimensions (L×W) (mm)		2012 [0805]	2.0×1.2	3216 [1206]	3.2×1.6	<table border="1"> <tr><th colspan="2">Number of Lines</th></tr> <tr><td colspan="2">2</td></tr> </table>			Number of Lines		2	
Type																				
SDCW	Winding Type Common Mode Choke Coil																			
External Dimensions (L×W) (mm)																				
2012 [0805]	2.0×1.2																			
3216 [1206]	3.2×1.6																			
Number of Lines																				
2																				
<table border="1"> <tr><th colspan="2">Impedance</th></tr> <tr><th>Example</th><th>Nominal Value</th></tr> <tr><td>900</td><td>90Ω</td></tr> </table>		Impedance		Example	Nominal Value	900	90Ω	<table border="1"> <tr><th colspan="2">Packing</th></tr> <tr><td>T</td><td>Tape & Reel</td></tr> </table>		Packing		T	Tape & Reel	<table border="1"> <tr><th colspan="2">Hazardous Substance Free Products</th></tr> <tr><td colspan="2">F</td></tr> </table>		Hazardous Substance Free Products		F		
Impedance																				
Example	Nominal Value																			
900	90Ω																			
Packing																				
T	Tape & Reel																			
Hazardous Substance Free Products																				
F																				

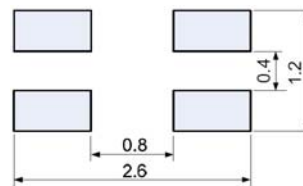
SHAPE AND DIMENSIONS

SDCW2012 Type



Recommended Land Pattern

Unit: mm

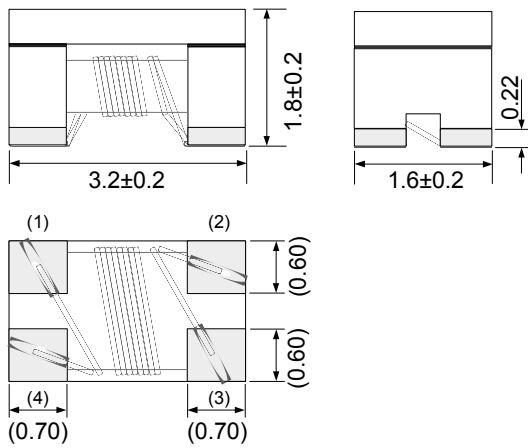


SHAPE AND DIMENSIONS



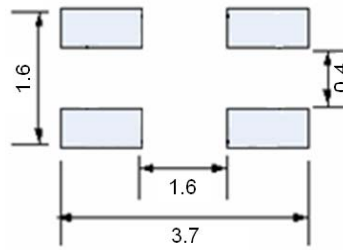
Specifications subject to change without notice. Please check our website for latest information. Revised 2018/04/15

SDCW3216 Type



Recommended Land Pattern

Unit: mm



SPECIFICATIONS

SDCW2012 TYPE

Part Number	Common Mode Impedance @100MHz	Max. DC Resistance	Max. Rated Current	Rated Voltage	Min. Insulation Resistance
Units	Ω	Ω	mA	Volts	M Ω
Symbol	Z	DCR	I _r	V _{DC}	IR
SDCW2012-2-300TF	30±25%	0.20	450	50	10
SDCW2012-2-670TF	67±25%	0.25	400	50	10
SDCW2012-2-900TF	90±25%	0.35	330	50	10
SDCW2012-2-121TF	120±25%	0.30	370	50	10
SDCW2012-2-181TF	180±25%	0.35	330	50	10
SDCW2012-2-201TF	200±25%	0.40	300	50	10
SDCW2012-2-221TF	220±25%	0.40	300	50	10
SDCW2012-2-261TF	260±25%	0.40	300	50	10
SDCW2012-2-361TF	360±25%	0.45	280	50	10
SDCW2012-2-371TF	370±25%	0.45	280	50	10
SDCW2012-2-601TF	600±25%	0.55	200	50	10
SDCW2012-2-751TF	750±25%	0.70	180	50	10
SDCW2012-2-901TF	900±25%	0.80	150	50	10
SDCW2012-2-102TF	1000±25%	0.80	150	50	10

SDCW3216 TYPE

Part Number	Common Mode Impedance @100MHz	Max. DC Resistance	Max. Rated Current	Rated Voltage	Min. Insulation Resistance
Units	Ω	Ω	mA	Volts	M Ω
Symbol	Z	DCR	I _r	V _{DC}	IR
SDCW3216-2-900TF	90±25%	0.30	370	50	20
SDCW3216-2-161TF	160±25%	0.40	340	50	10
SDCW3216-2-261TF	260±25%	0.50	310	50	10
SDCW3216-2-601TF	600±25%	0.80	260	50	10
SDCW3216-2-102TF	1000±25%	1.00	230	50	10
SDCW3216-2-222TF	2200±25%	1.20	200	50	10

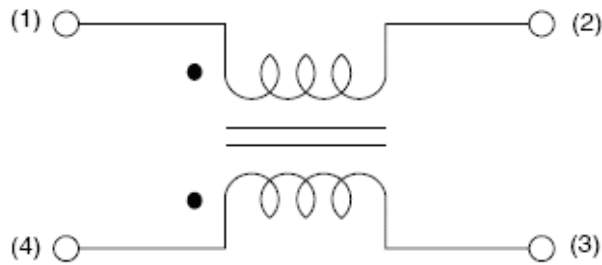
※: Products with other electrical characteristics can be provided upon customer's request. Please contact your local sales.

EQUIVALENT CIRCUIT



Specifications subject to change without notice. Please check our website for latest information. Revised 2018/04/15

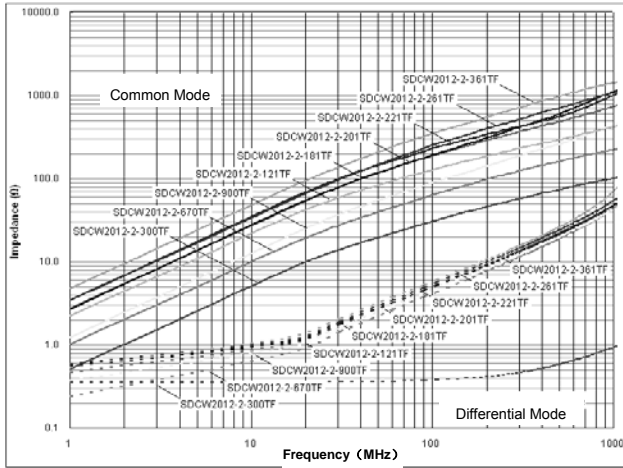
Sunlord Industrial Park, Dafuyuan Industrial Zone, Guanlan, Shenzhen, China 518110 Tel: 0086-755-29832660 Fax: 0086-755-82269029 E-Mail: sunlord@sunlordinc.com



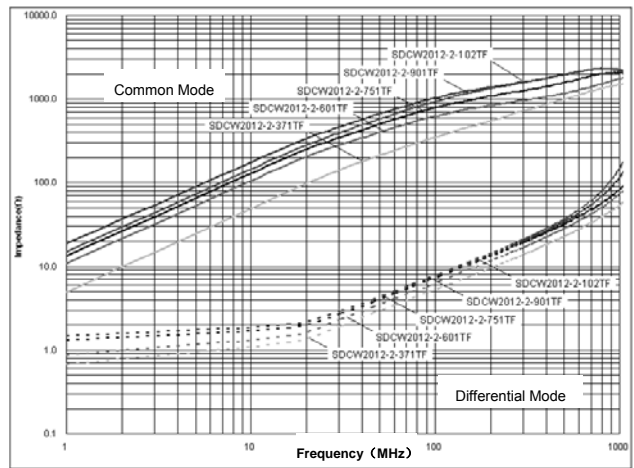
TYPICAL ELECTRICAL CHARACTERISTICS

Impedance vs. Frequency

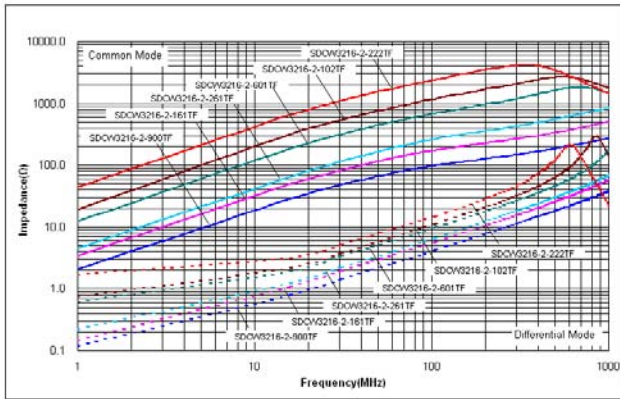
SDCW2012 TYPE
(30~360Ω)



SDCW2012 TYPE
(370~1000Ω)



SDCW3216 TYPE
(90~2200Ω)



X-ON Electronics

Largest Supplier of Electrical and Electronic Components

Click to view similar products for [Common Mode Chokes / Filters](#) category:

Click to view products by [Sunlord](#) manufacturer:

Other Similar products are found below :

[RGCMF1210900H3T](#) [B82722A2102N001](#) [UAL21V07012500](#) [UAL24VR06500CH](#) [UALSC0220G0000](#) [UALSC058000000](#)
[UALSC0580J0000](#) [UALSC1520JH000](#) [UALSU10VR15019](#) [UALSU10VR20010](#) [UALSU16VD30030](#) [UALSU16VD40010](#)
[UALSU9H0305000](#) [UALSU9HF030600](#) [UALSU9HF060300](#) [UALSU9HR050340](#) [UALSU9VD070100](#) [UALSU9VR070170](#) [5701610000](#)
[CM7060M132R-10](#) [UALW21HS200290](#) [UALW21HS072450](#) [UALSU9VD070400](#) [UALSU9V0701000](#) [UALSU9HR030900](#)
[UALSU9HF050500](#) [UALSU9H0701000](#) [UALSU9H0208000](#) [UALSU9H0110000](#) [UALSCF25081300](#) [UALSC0305GS000](#)
[UALSC0120G0000](#) [UAL24VK06450CH](#) [UAL11VL1105000](#) [RN112-3.6-02-0M4](#) [RN114-1.2-02-10M](#) [RN122-0.6-02-47M](#) [RN122-3-02-4M5](#)
[RN142-1-02-33M](#) [RN214-2.5-02-3M3](#) [RN112-2-02-1M0](#) [RN143-6-02-1M8](#) [RN214-0.8-02-27M](#) [RN242-1.4-02-27M](#) [EXC-X4CH120X](#)
[DLW5BTM102TQ2L](#) [CMF16-153131](#) [CMF23H-273141](#) [744252510](#) [B82793C0253N201](#)